



CITY COUNCIL DISTRICT #5 MONTHLY OFFENSE SUMMARY

March 2022

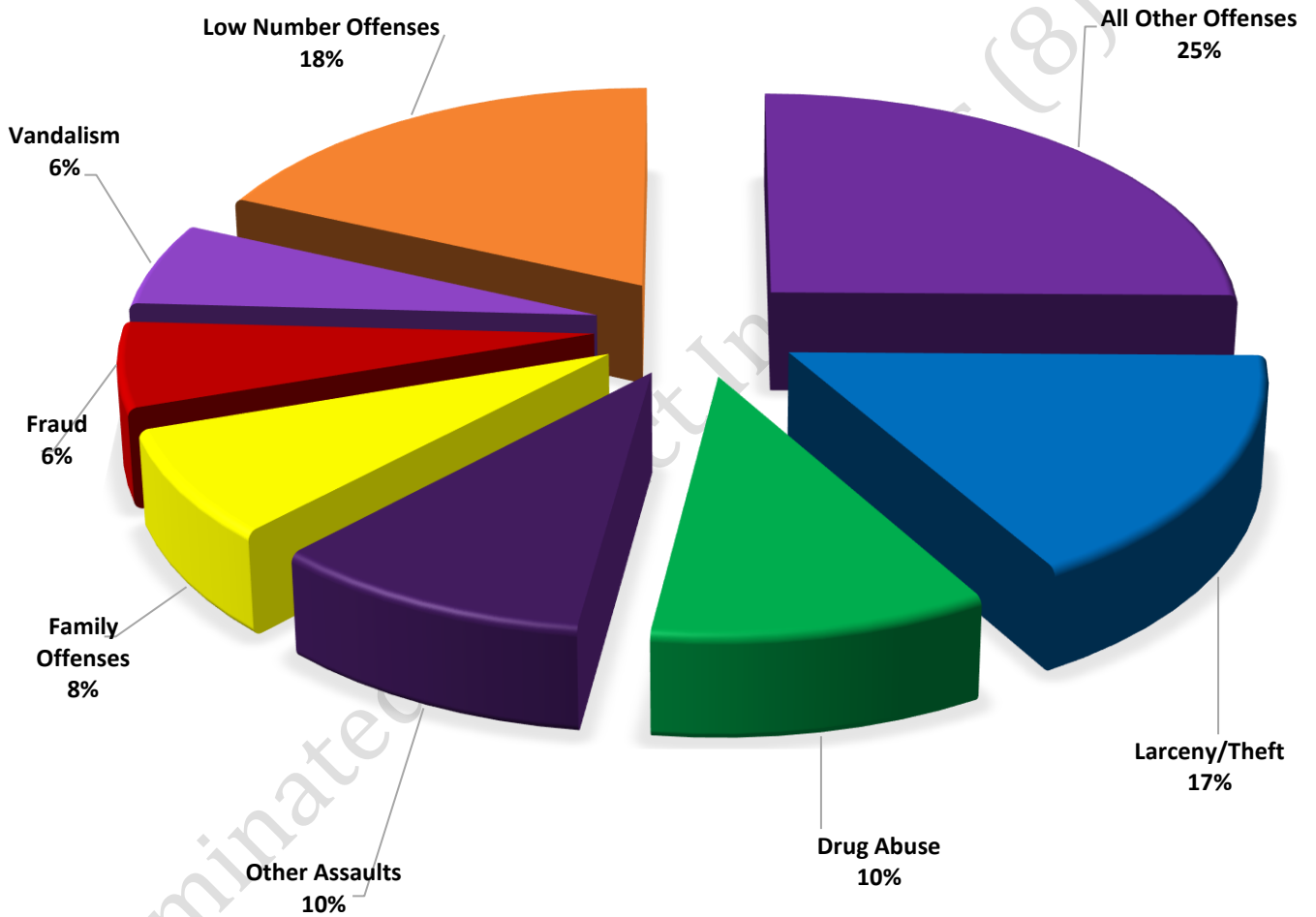
These figures represent preliminary counts of original Police Incident Reports and include all offenses within the above listed City Council District only. Full statistical analysis to determine the confidence level of this data has not been performed. The results contained herein are approximate in relation to the listed area and may not fully coincide with data shown in other areas of SLCPD's Crime Statistics page such as Calls for Service, Crimes Trending, and Crime Reports due to and reflective of departmental procedures that were in place at the time the event occurred and the date this data was compiled. Results displayed are not distinguished as attempted or completed crimes, do not include other calls for police service, and only represent police service where a report was made. Police Incident Reports are classified by primary offense categories as defined by the Uniform Crime Reporting (UCR) system, however for this report all offenses are included, and each incident may have more than one offense listed on it. In cases where there is more than one offense listed, all offenses are counted individually. Although every reasonable verification effort is made, the accuracy of any data is subject to the constraints of the report generation process as well as the manner, format, and point in time of any query.

-
- COMPSTAT OFFENSES:**
(Part I) Chosen by the FBI as Part I Offenses because they are serious crimes that occur with regularity in all areas of the country and are likely to be reported to Police.
 - EXTENDED COMPSTAT OFFENSES:**
(Part II) All other crimes other than the eight CompStat Offenses. The Uniform Crime Reporting Program gathers only arrest data for these offenses, however, SLCPD results displayed in this document display all of these, regardless of the presence of arrest data.
 - ALL OTHER OFFENSES:** Under the Extended CompStat Offense section, 'All Other Offenses' include Peeping Tom, Trespass, Kidnap/Abduction, Pornography, Extortion/Blackmail, Bribery, Warrants, Sexual Offenses, Obstruction, Public Peace, and Hit & Run.
 - NON-UCR OFFENSES:** Non-UCR Offenses include reports for all other offenses not classified as a CompStat or Extended CompStat Offense. Results displayed separate some of these offenses such as Ambulance Calls, Deaths, Missing Persons, Suicides, Suspicious Activity, and Traffic Accidents.
 - ALL OTHER NON-UCR:** Under the Non-UCR category, 'All Other' include the remainder of offenses not classified as CompStat or CompStat Extended and not separated from the Non-UCR Offenses. These include things such as Loud Parties, Barking Dogs, Mentally Ill Subjects, Citizen Assistance, etc.
 - LOW NUMBER OFFENSES:** On page two, in the interest of space and allowing for easier viewing, the category titled 'Low Number Offenses' include CompStat and Extended CompStat Offenses from page one that have totals under the amount of 24.

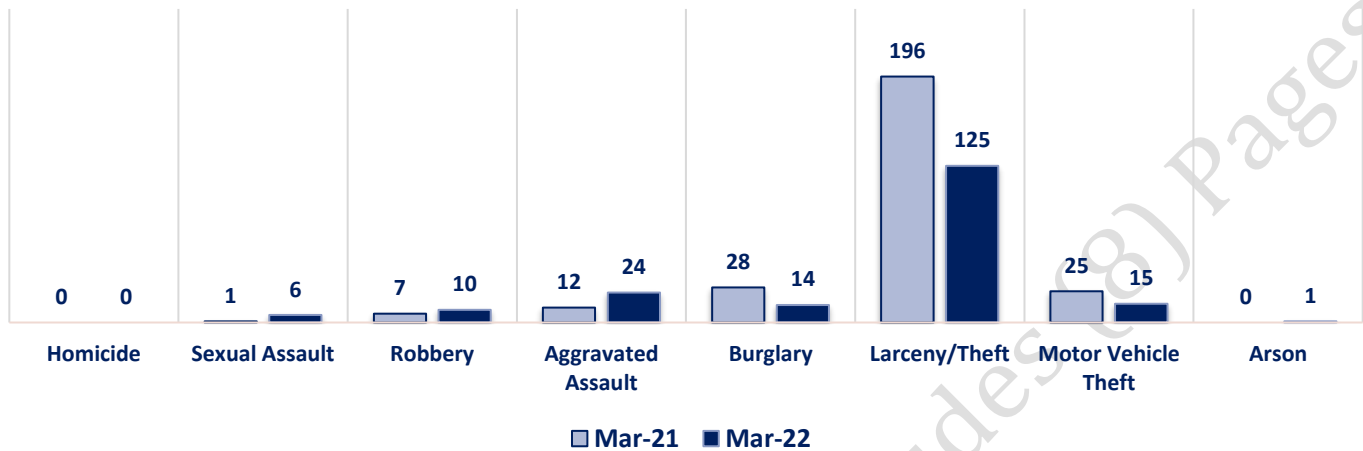
Offenses

		Offense	Mar-21	Mar-22	OFFENSE	Mar-21	Mar-22
COMPSTAT OFFENSES	VIOLENT	Homicide	0	0	Other Assaults	55	76
		Sexual Assault	1	6	Forgery/Counterfeiting	6	1
		Robbery	7	10	Fraud	37	46
		Aggravated Assault	12	24	Embezzlement	0	0
	PROPERTY	Burglary	28	14	Stolen Property	11	5
		Larceny/Theft	196	125	Vandalism	38	45
		Motor Vehicle Theft	25	15	Weapons	8	13
		Arson	0	1	Prostitution	0	5
COMPSTAT TOTALS		269	195	Sex Offenses	0	1	
NON-UCR OFFENSES	Ambulance Calls	42	38	Drug Abuse	82	79	
	Deaths	3	4	Gambling	0	0	
	Missing Persons	8	5	Family Offenses	44	58	
	Suicides	0	0	DUI	16	11	
	Suspicious Activity	16	25	Liquor Laws	0	1	
	Traffic Accidents	54	60	Drunkenness	4	17	
	All Other	255	244	Disorderly Conduct	7	14	
	NON-UCR TOTALS		378	376	All Other Offenses	195	191
TOTALS	COMPSTAT OFFENSES	269	195	Curfew/Loitering	0	0	
	EXTENDED COMPSTAT OFFENSES	503	563	Runaway	0	0	
	NON-UCR OFFENSES	378	376	EXTENDED COMPSTAT TOTALS	503	563	
	TOTAL		1150	1134			

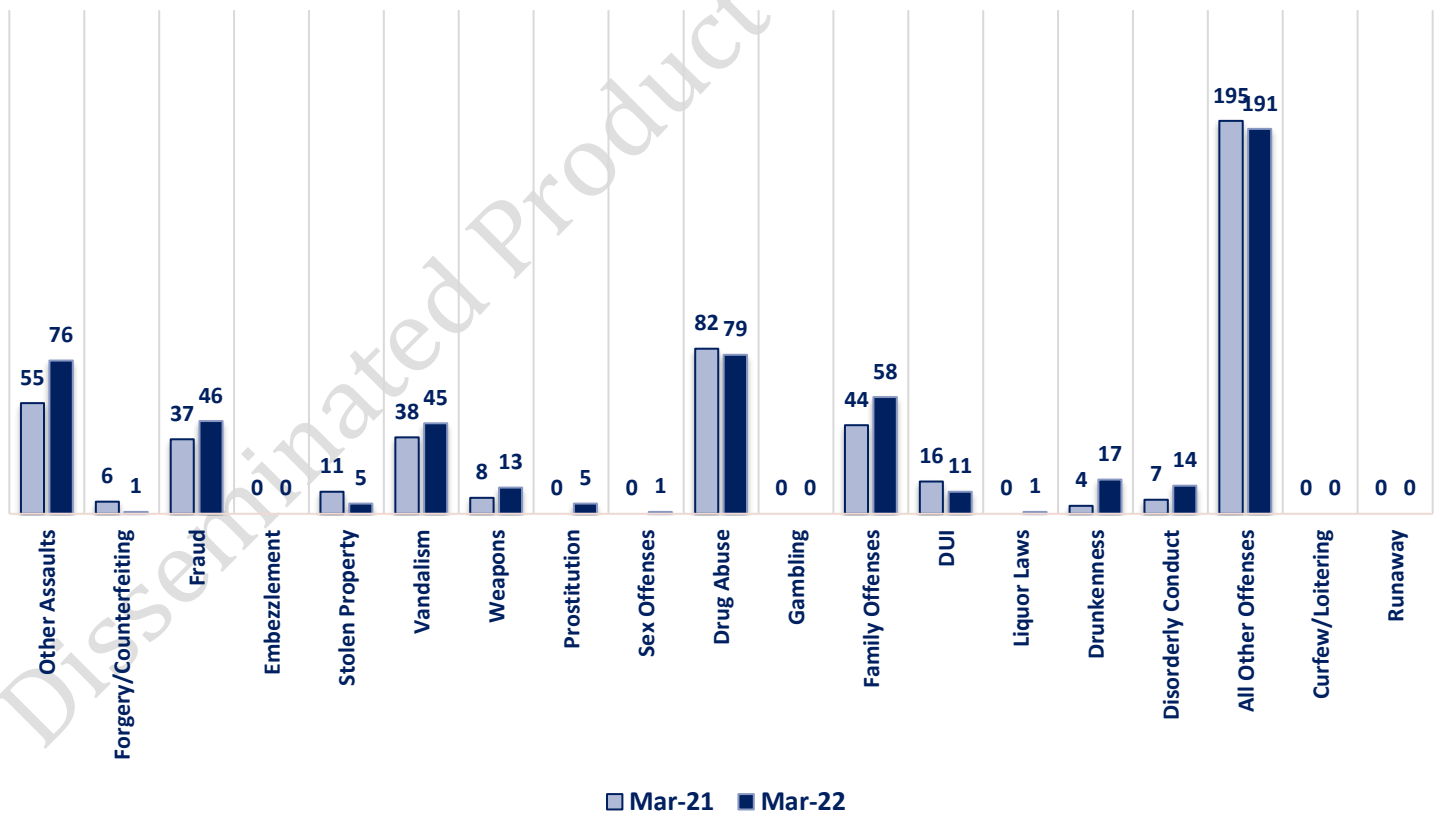
**MARCH 2022 - COMPSTAT AND EXTENDED COMPSTAT
OFFENSE PERCENTAGES**



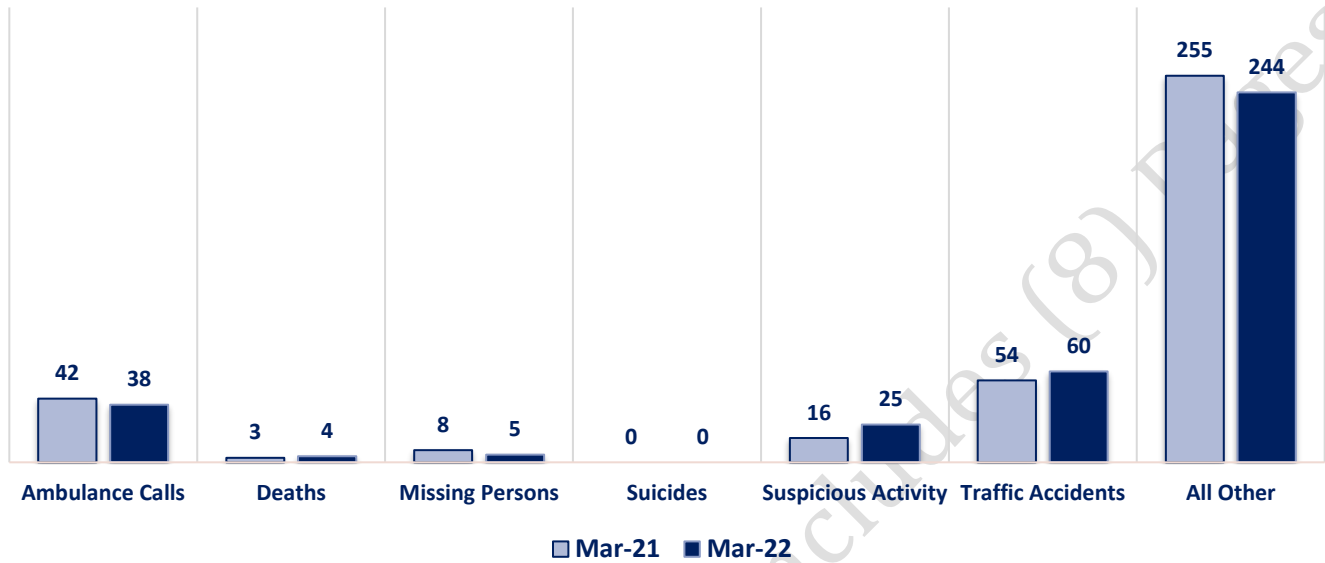
CompStat Offenses



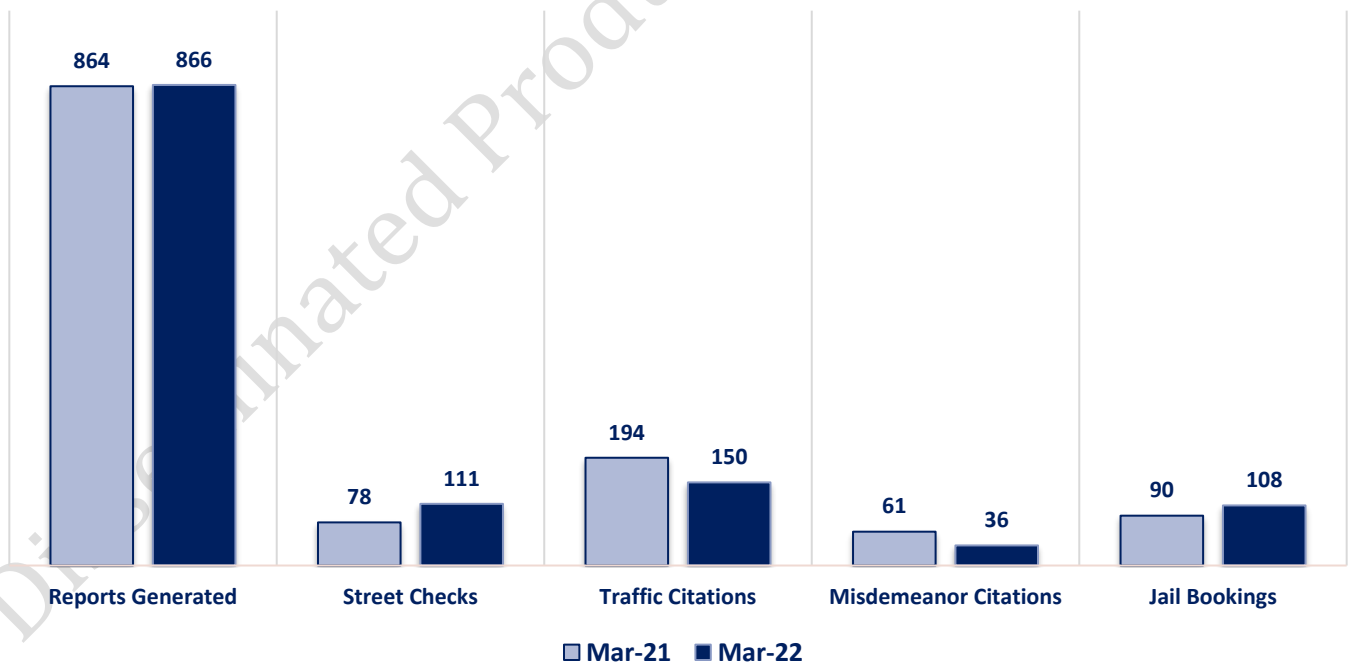
Extended CompStat Offenses



Non-UCR Offenses

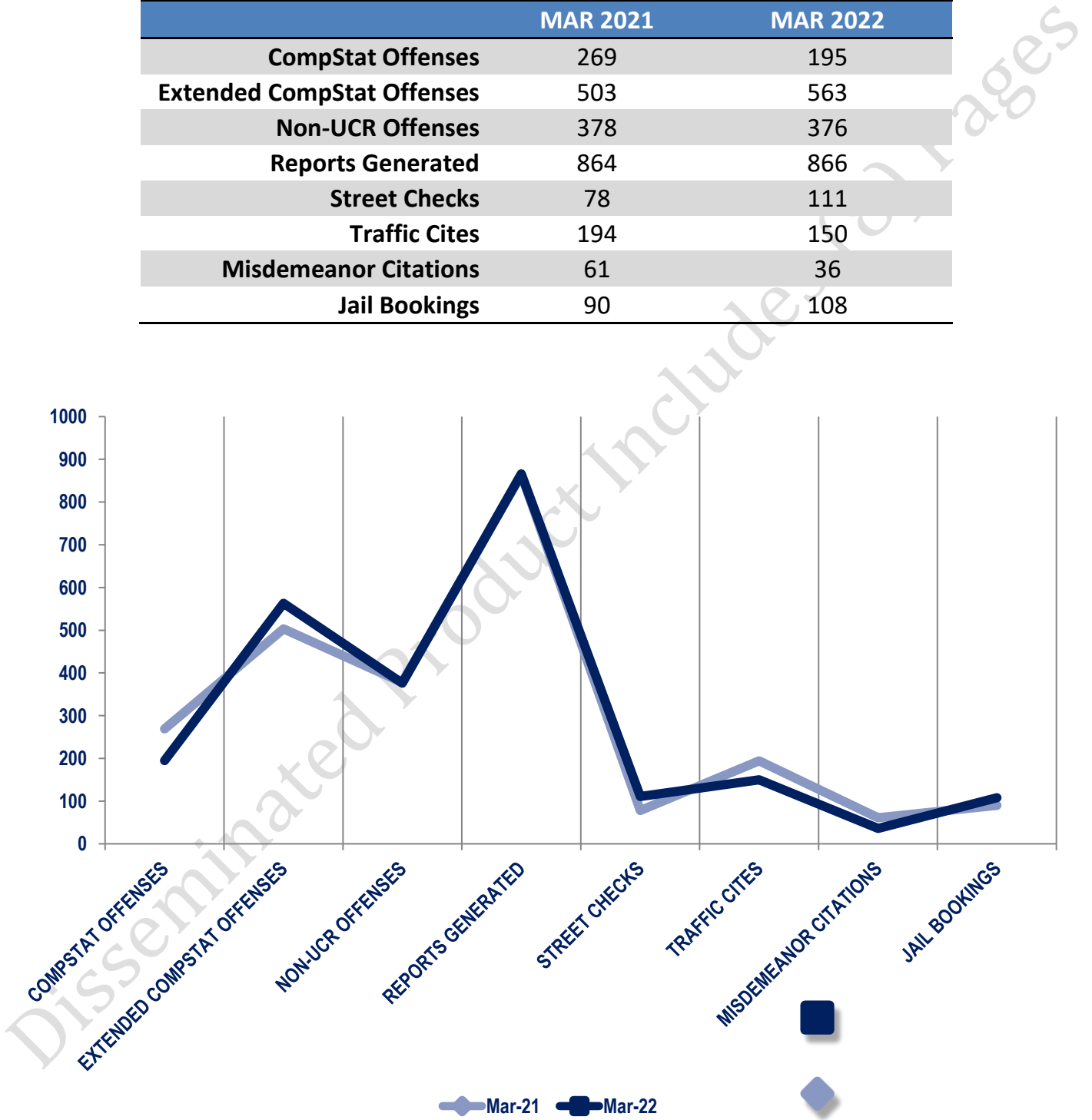


Other Event Totals



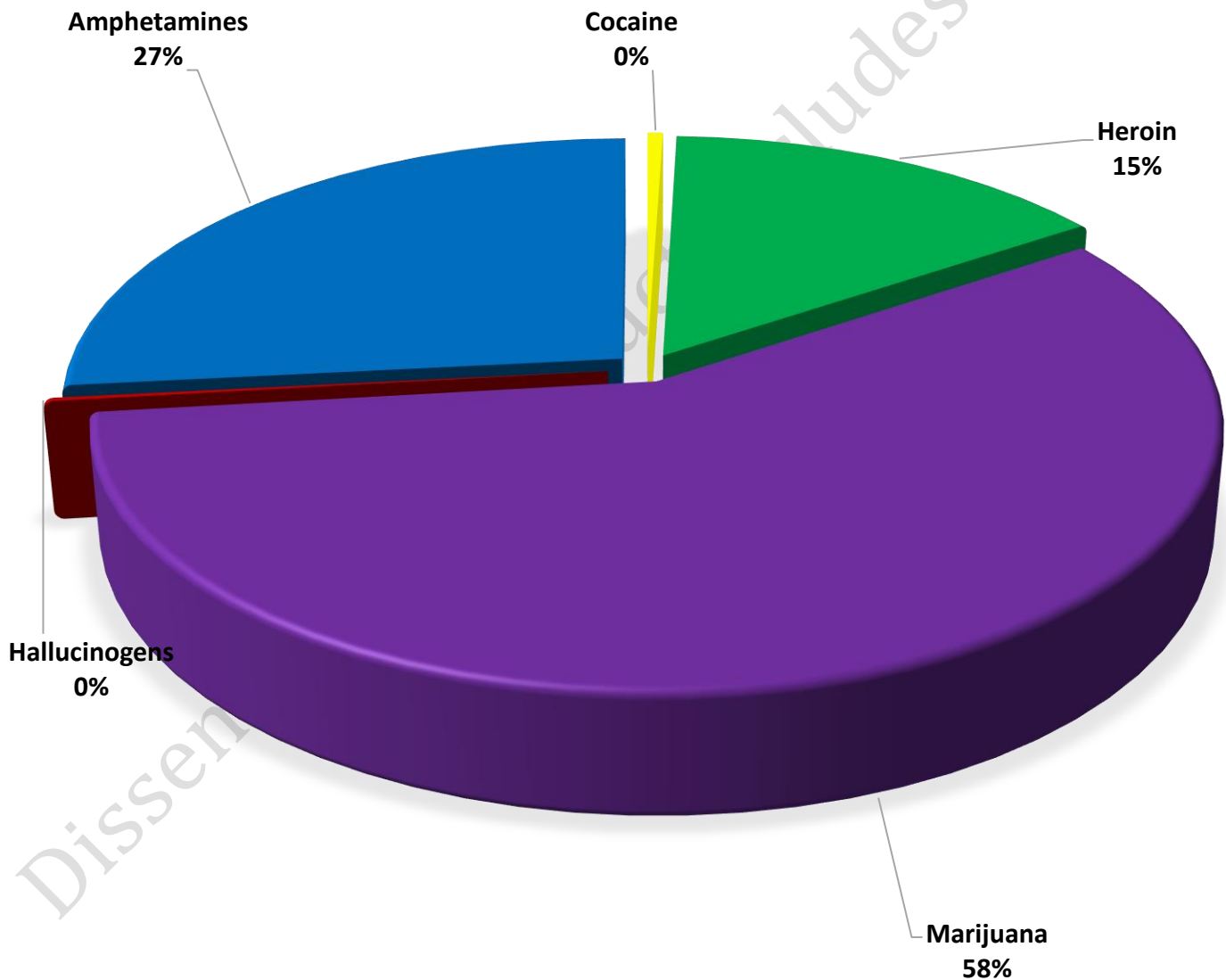
Combined Offense/Event Trends

	MAR 2021	MAR 2022
CompStat Offenses	269	195
Extended CompStat Offenses	503	563
Non-UCR Offenses	378	376
Reports Generated	864	866
Street Checks	78	111
Traffic Cites	194	150
Misdemeanor Citations	61	36
Jail Bookings	90	108



Seized Drugs

TYPE	DOSES	STREET VALUE
Cocaine	20.0	\$ 200.00
Heroin	580.0	\$ 5,800.00
Marijuana	2210.5	\$ 13,263.07
Hallucinogens	7.8	\$ 15.52
Amphetamines	1023.4	\$ 10,234.10
TOTAL	3841.7	\$ 29,512.69



CompStat & Extended CompStat Offenses - One Year

