



CITY COUNCIL DISTRICT #1 MONTHLY OFFENSE SUMMARY

April 2022

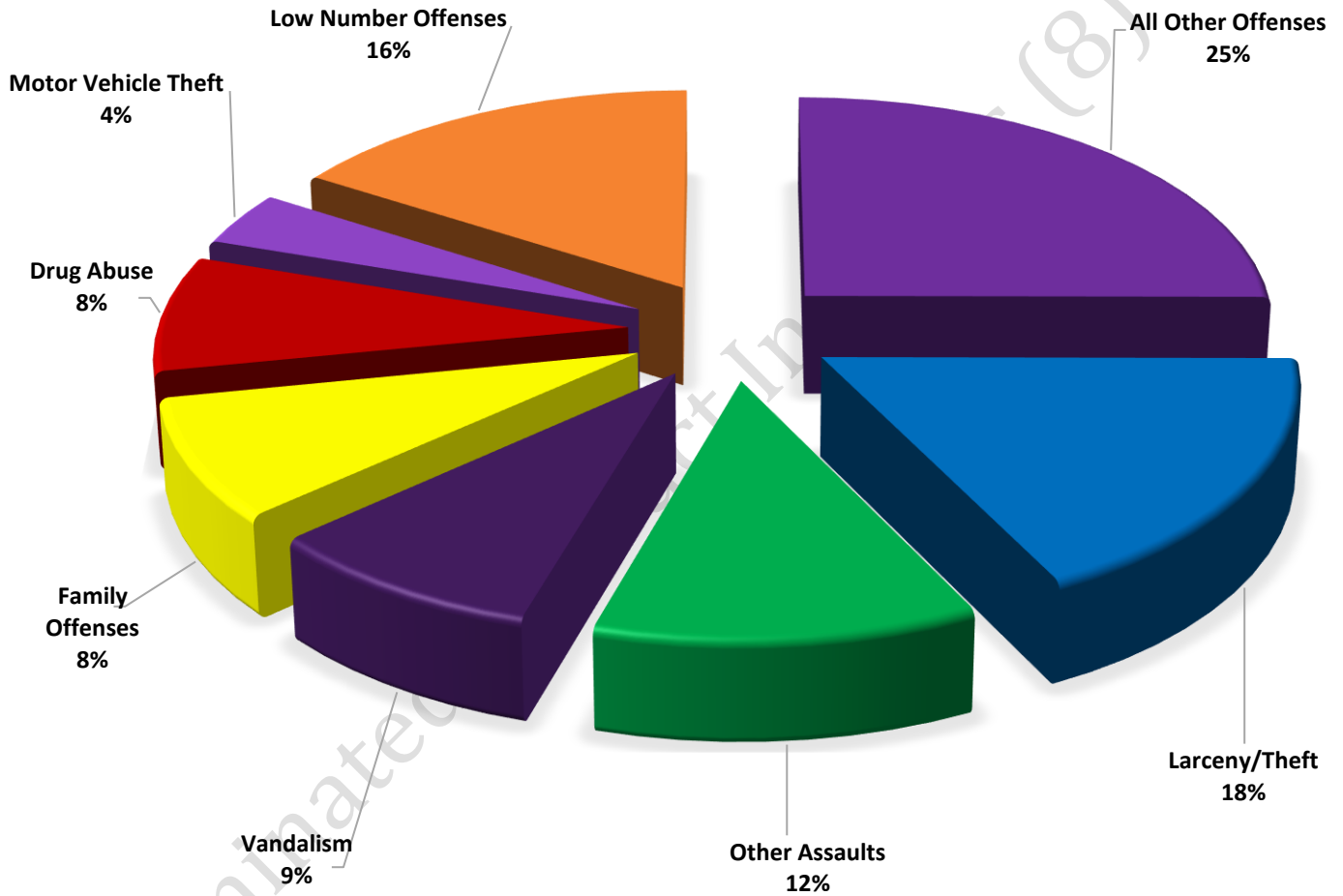
These figures represent preliminary counts of original Police Incident Reports and include all offenses within the above listed City Council District only. Full statistical analysis to determine the confidence level of this data has not been performed. The results contained herein are approximate in relation to the listed area and may not fully coincide with data shown in other areas of SLCPD's Crime Statistics page such as Calls for Service, Crimes Trending, and Crime Reports due to and reflective of departmental procedures that were in place at the time the event occurred and the date this data was compiled. Results displayed are not distinguished as attempted or completed crimes, do not include other calls for police service, and only represent police service where a report was made. Police Incident Reports are classified by primary offense categories as defined by the Uniform Crime Reporting (UCR) system, however for this report all offenses are included, and each incident may have more than one offense listed on it. In cases where there is more than one offense listed, all offenses are counted individually. Although every reasonable verification effort is made, the accuracy of any data is subject to the constraints of the report generation process as well as the manner, format, and point in time of any query.

-
- COMPSTAT OFFENSES:**
(Part I) Chosen by the FBI as Part I Offenses because they are serious crimes that occur with regularity in all areas of the country and are likely to be reported to Police.
 - EXTENDED COMPSTAT OFFENSES:**
(Part II) All other crimes other than the eight CompStat Offenses. The Uniform Crime Reporting Program gathers only arrest data for these offenses, however, SLCPD results displayed in this document display all of these, regardless of the presence of arrest data.
 - ALL OTHER OFFENSES:** Under the Extended CompStat Offense section, 'All Other Offenses' include Peeping Tom, Trespass, Kidnap/Abduction, Pornography, Extortion/Blackmail, Bribery, Warrants, Sexual Offenses, Obstruction, Public Peace, and Hit & Run.
 - NON-UCR OFFENSES:** Non-UCR Offenses include reports for all other offenses not classified as a CompStat or Extended CompStat Offense. Results displayed separate some of these offenses such as Ambulance Calls, Deaths, Missing Persons, Suicides, Suspicious Activity, and Traffic Accidents.
 - ALL OTHER NON-UCR:** Under the Non-UCR category, 'All Other' include the remainder of offenses not classified as CompStat or CompStat Extended and not separated from the Non-UCR Offenses. These include things such as Loud Parties, Barking Dogs, Mentally Ill Subjects, Citizen Assistance, etc.
 - LOW NUMBER OFFENSES:** On page two, in the interest of space and allowing for easier viewing, the category titled 'Low Number Offenses' include CompStat and Extended CompStat Offenses from page one that have totals under the amount of 13.

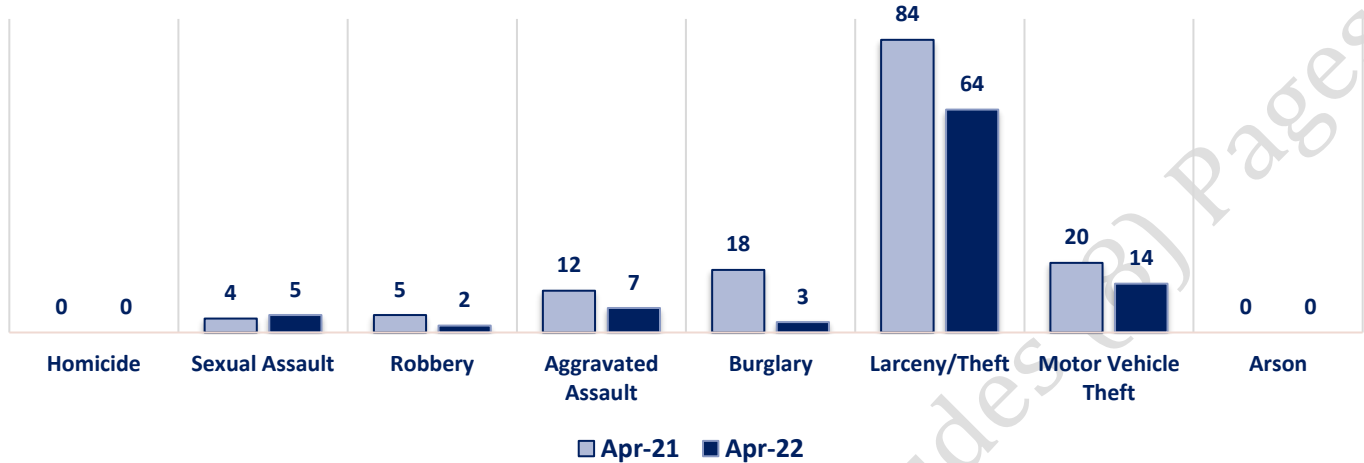
Offenses

		Offense	Apr-21	Apr-22	OFFENSE	Apr-21	Apr-22
COMPSTAT OFFENSES	VIOLENT	Homicide	0	0	Other Assaults	54	43
		Sexual Assault	4	5	Forgery/Counterfeiting	5	3
		Robbery	5	2	Fraud	13	13
		Aggravated Assault	12	7	Embezzlement	0	0
	PROPERTY	Burglary	18	3	Stolen Property	10	2
		Larceny/Theft	84	64	Vandalism	34	32
		Motor Vehicle Theft	20	14	Weapons	7	9
		Arson	0	0	Prostitution	0	0
		COMPSTAT TOTALS	143	95	Sex Offenses	4	4
NON-UCR OFFENSES	Ambulance Calls	14	13	Drug Abuse	32	30	
	Deaths	2	2	Gambling	0	0	
	Missing Persons	0	6	Family Offenses	45	31	
	Suicides	0	0	DUI	5	4	
	Suspicious Activity	19	15	Liquor Laws	0	1	
	Traffic Accidents	36	33	Drunkenness	8	2	
	All Other	161	139	Disorderly Conduct	4	3	
	NON-UCR TOTALS	232	208	All Other Offenses	111	91	
	COMPSTAT OFFENSES	143	95	Curfew/Loitering	0	0	
TOTALS	EXTENDED COMPSTAT OFFENSES	332	268	EXTENDED COMPSTAT TOTALS	332	268	
	NON-UCR OFFENSES	232	208				
	TOTAL	707	571				

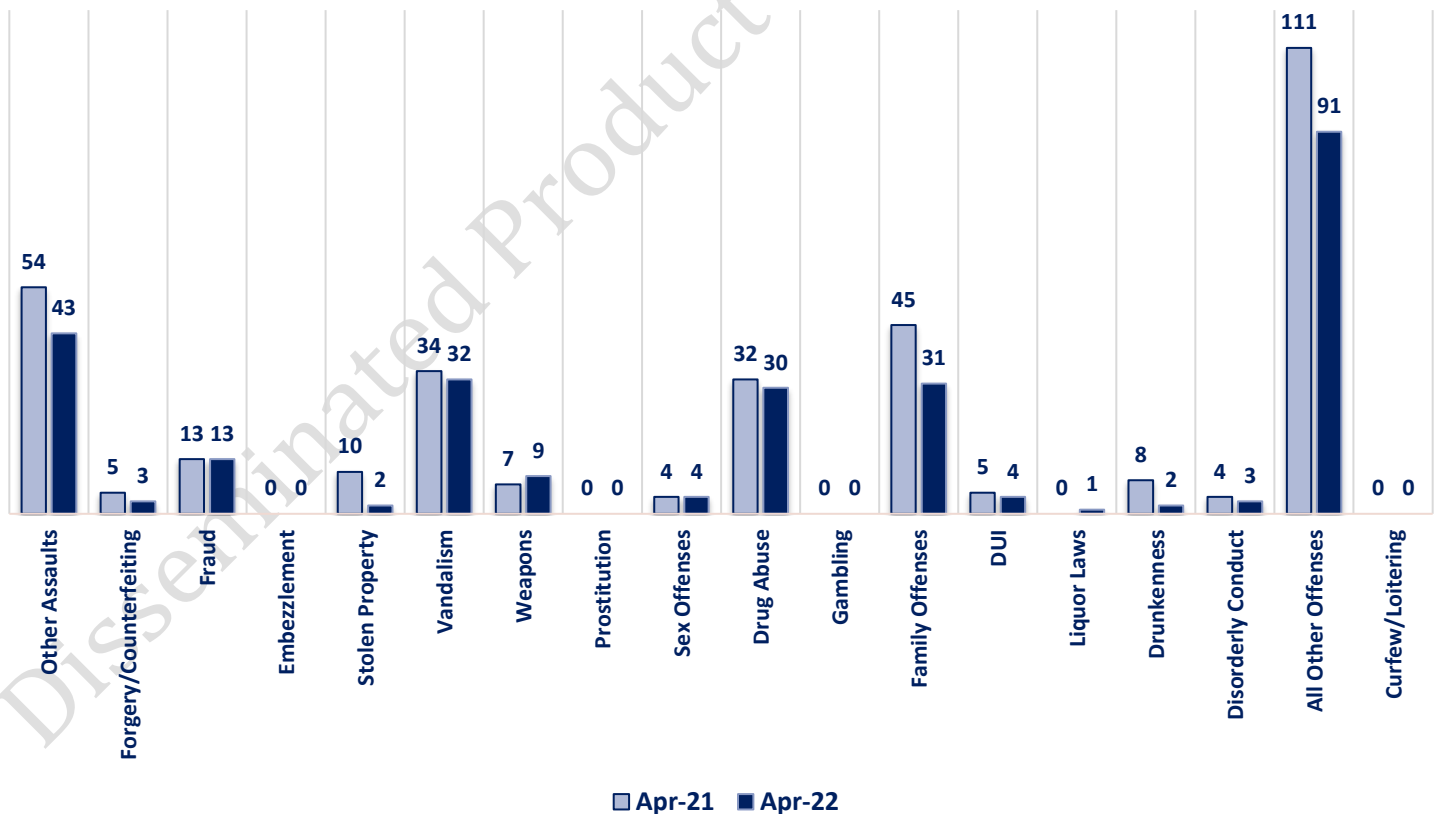
APRIL 2022 - COMPSTAT AND EXTENDED COMPSTAT OFFENSE PERCENTAGES



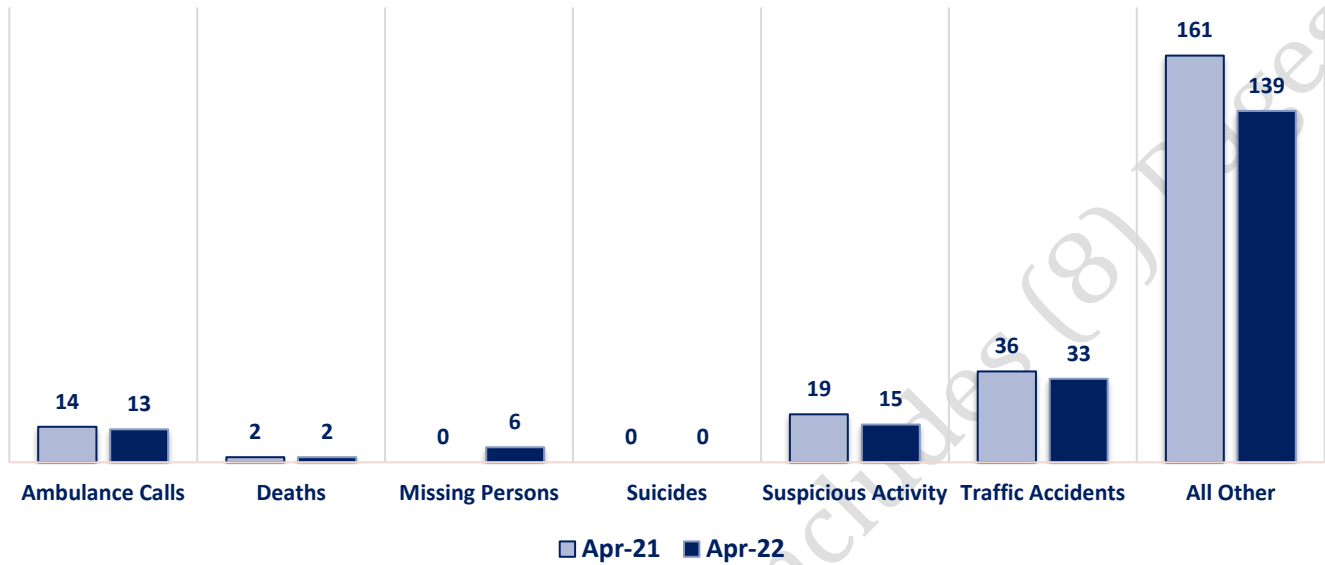
CompStat Offenses



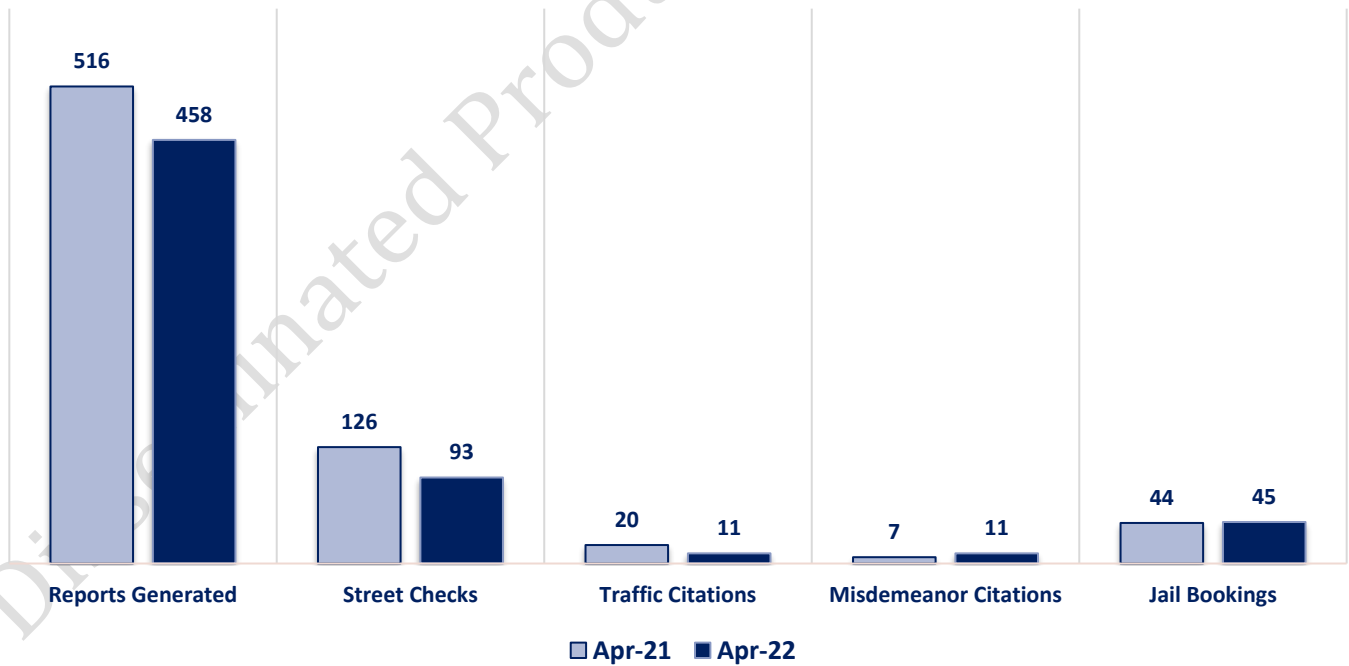
Extended CompStat Offenses



Non-UCR Offenses

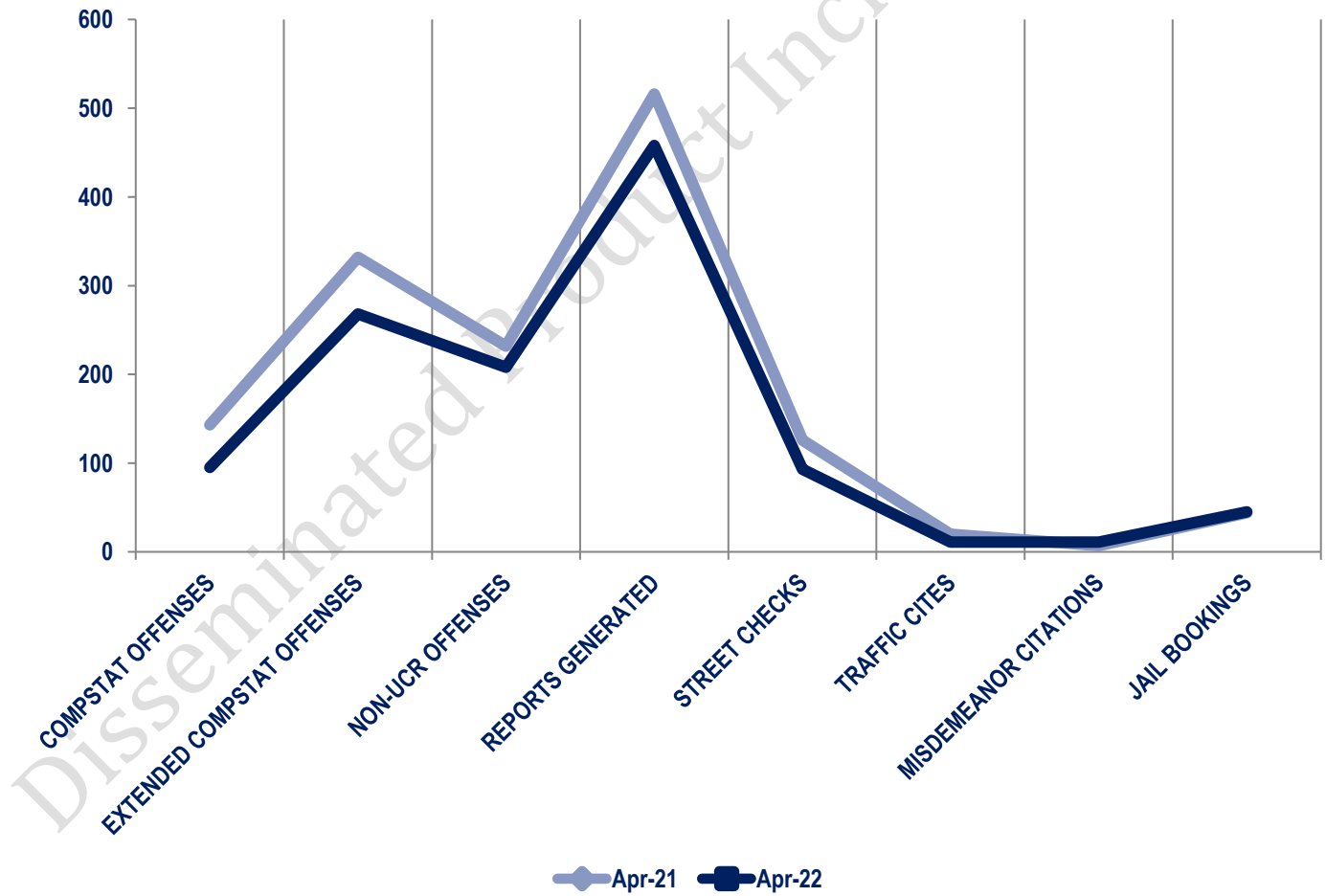


Other Event Totals



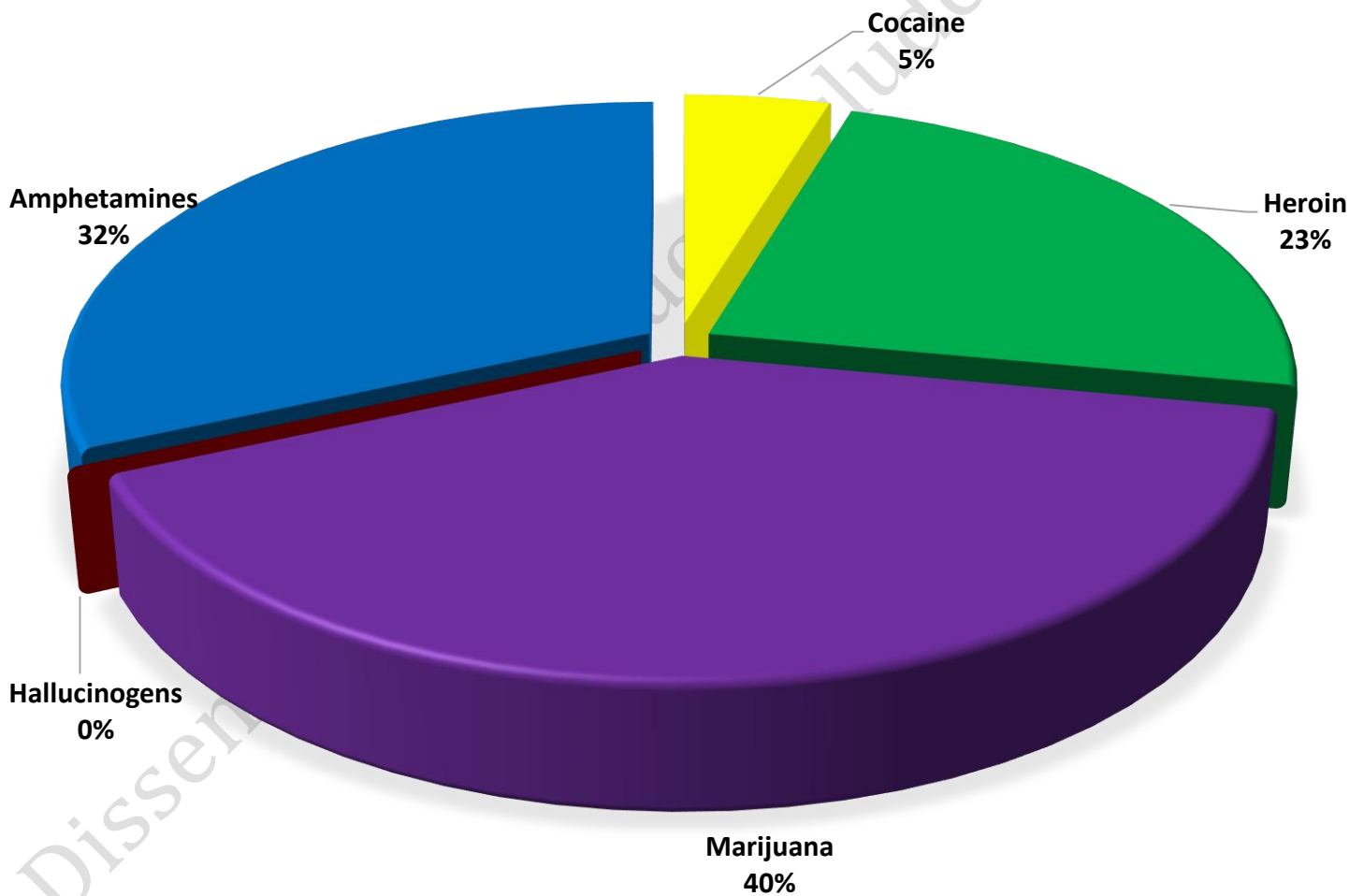
Combined Offense/Event Trends

	APR 2021	APR 2022
CompStat Offenses	143	95
Extended CompStat Offenses	332	268
Non-UCR Offenses	232	208
Reports Generated	516	458
Street Checks	126	93
Traffic Cites	20	11
Misdemeanor Citations	7	11
Jail Bookings	44	45



Seized Drugs

TYPE	DOSES	STREET VALUE
Cocaine	54.0	\$ 378.00
Heroin	268.0	\$ 1,996.60
Marijuana	464.5	\$ 1,542.20
Hallucinogens	0.0	\$ -
Amphetamines	364.0	\$ 2,548.00
TOTAL	1150.5	\$ 6,464.80



CompStat & Extended CompStat Offenses - One Year

