



## CITY COUNCIL DISTRICT #4 MONTHLY OFFENSE SUMMARY

April 2022

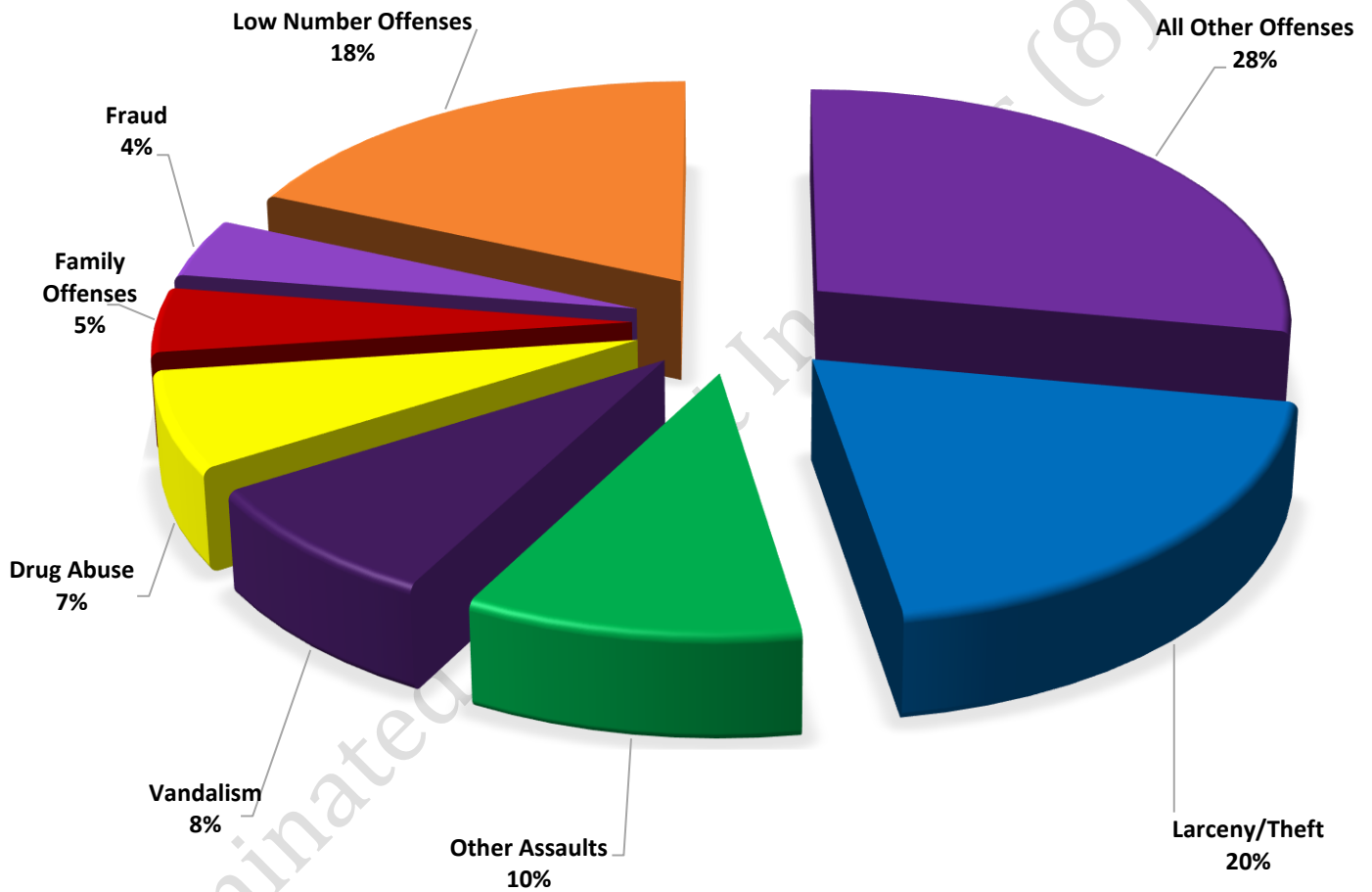
These figures represent preliminary counts of original Police Incident Reports and include all offenses within the above listed City Council District only. Full statistical analysis to determine the confidence level of this data has not been performed. The results contained herein are approximate in relation to the listed area and may not fully coincide with data shown in other areas of SLCPD's Crime Statistics page such as Calls for Service, Crimes Trending, and Crime Reports due to and reflective of departmental procedures that were in place at the time the event occurred and the date this data was compiled. Results displayed are not distinguished as attempted or completed crimes, do not include other calls for police service, and only represent police service where a report was made. Police Incident Reports are classified by primary offense categories as defined by the Uniform Crime Reporting (UCR) system, however for this report all offenses are included, and each incident may have more than one offense listed on it. In cases where there is more than one offense listed, all offenses are counted individually. Although every reasonable verification effort is made, the accuracy of any data is subject to the constraints of the report generation process as well as the manner, format, and point in time of any query.

- 
- COMPSTAT OFFENSES:** (Part I) Chosen by the FBI as Part I Offenses because they are serious crimes that occur with regularity in all areas of the country and are likely to be reported to Police.
  - EXTENDED COMPSTAT OFFENSES:** (Part II) All other crimes other than the eight CompStat Offenses. The Uniform Crime Reporting Program gathers only arrest data for these offenses, however, SLCPD results displayed in this document display all of these, regardless of the presence of arrest data.
  - ALL OTHER OFFENSES:** Under the Extended CompStat Offense section, 'All Other Offenses' include Peeping Tom, Trespass, Kidnap/Abduction, Pornography, Extortion/Blackmail, Bribery, Warrants, Sexual Offenses, Obstruction, Public Peace, and Hit & Run.
  - NON-UCR OFFENSES:** Non-UCR Offenses include reports for all other offenses not classified as a CompStat or Extended CompStat Offense. Results displayed separate some of these offenses such as Ambulance Calls, Deaths, Missing Persons, Suicides, Suspicious Activity, and Traffic Accidents.
  - ALL OTHER NON-UCR:** Under the Non-UCR category, 'All Other' include the remainder of offenses not classified as CompStat or CompStat Extended and not separated from the Non-UCR Offenses. These include things such as Loud Parties, Barking Dogs, Mentally Ill Subjects, Citizen Assistance, etc.
  - LOW NUMBER OFFENSES:** On page two, in the interest of space and allowing for easier viewing, the category titled 'Low Number Offenses' include CompStat and Extended CompStat Offenses from page one that have totals under the amount of 25.

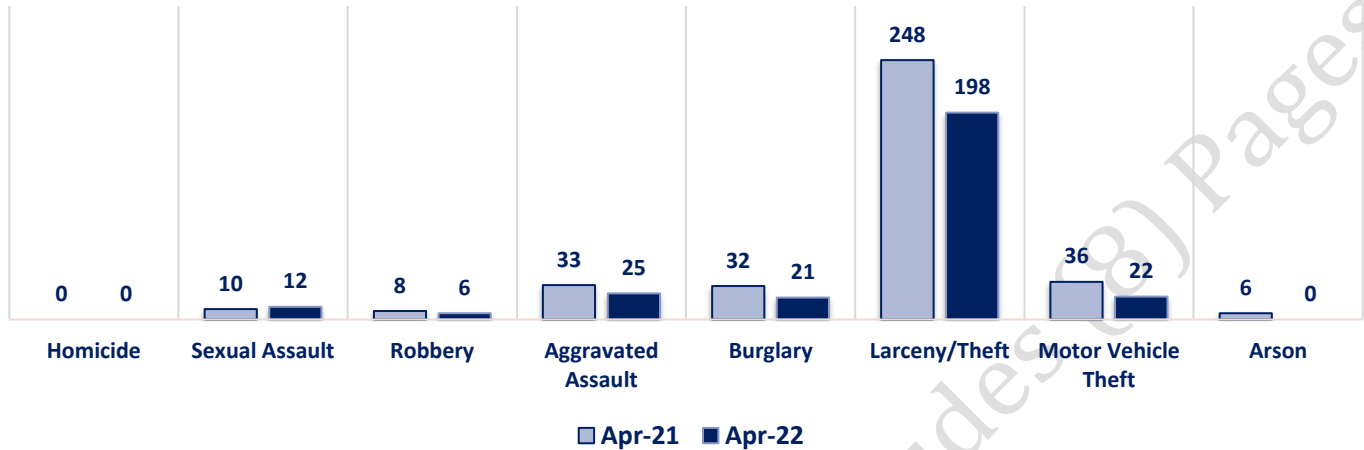
### Offenses

		Offense	Apr-21	Apr-22	OFFENSE	Apr-21	Apr-22
COMPSTAT OFFENSES	VIOLENT	Homicide	0	0	Other Assaults	122	104
		Sexual Assault	10	12	Forgery/Counterfeiting	5	6
		Robbery	8	6	Fraud	52	42
		Aggravated Assault	33	25	Embezzlement	0	0
	PROPERTY	Burglary	32	21	Stolen Property	18	6
		Larceny/Theft	248	198	Vandalism	122	84
		Motor Vehicle Theft	36	22	Weapons	4	13
		Arson	6	0	Prostitution	0	1
		COMPSTAT TOTALS	373	284	Sex Offenses	9	3
NON-UCR OFFENSES	Ambulance Calls	70	73	Drug Abuse	49	69	
	Deaths	5	4	Gambling	0	0	
	Missing Persons	15	12	Family Offenses	59	46	
	Suicides	0	0	DUI	12	20	
	Suspicious Activity	35	42	Liquor Laws	3	2	
	Traffic Accidents	71	95	Drunkenness	16	22	
	All Other	310	347	Disorderly Conduct	26	25	
	NON-UCR TOTALS	506	573	All Other Offenses	240	282	
	COMPSTAT OFFENSES	373	284	Curfew/Loitering	0	2	
	EXTENDED COMPSTAT OFFENSES	737	727	EXTENDED COMPSTAT TOTALS	737	727	
TOTALS	NON-UCR OFFENSES	506	573				
	TOTAL	1616	1584				

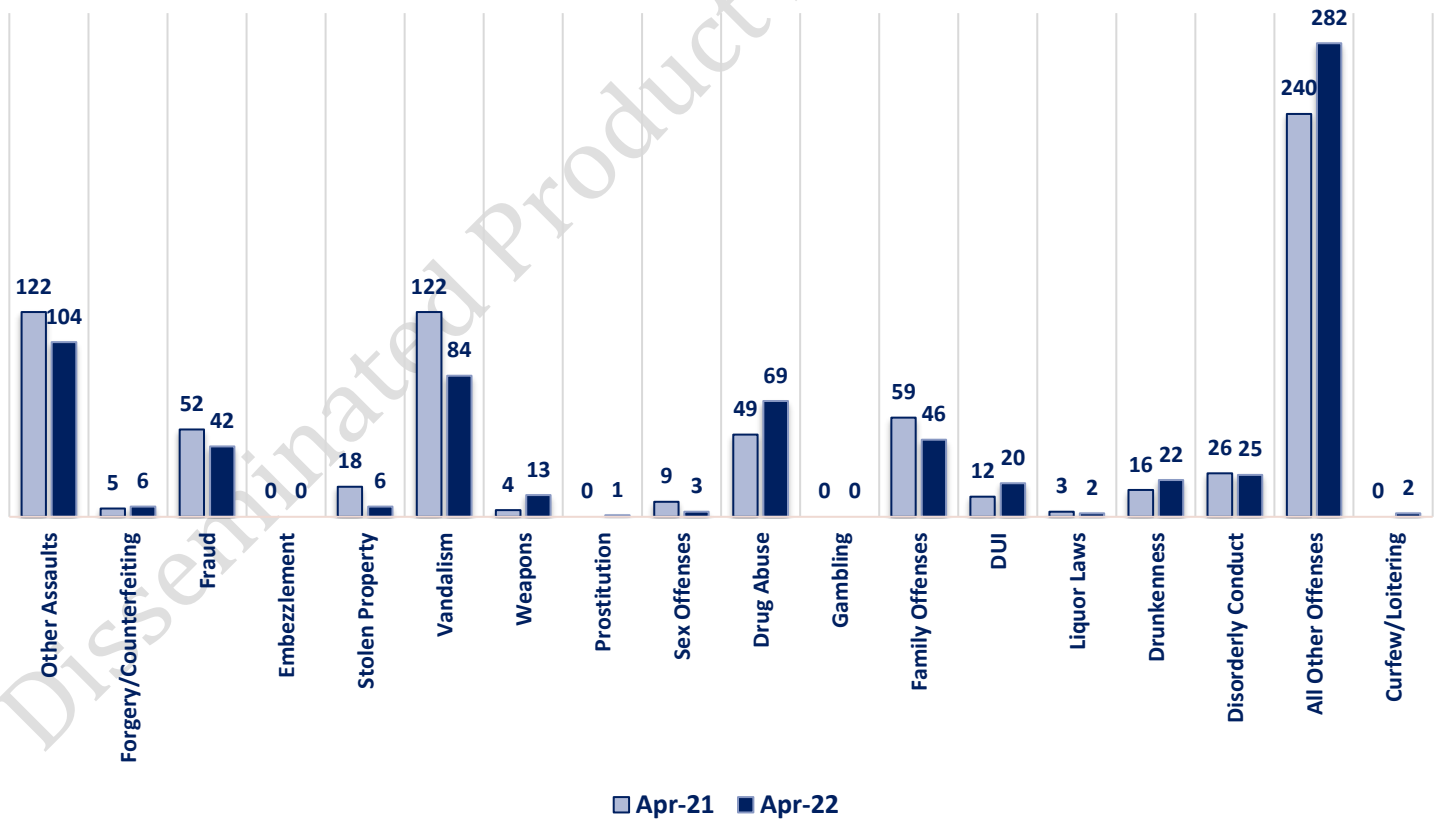
**APRIL 2022 - COMPSTAT AND EXTENDED COMPSTAT OFFENSE PERCENTAGES**



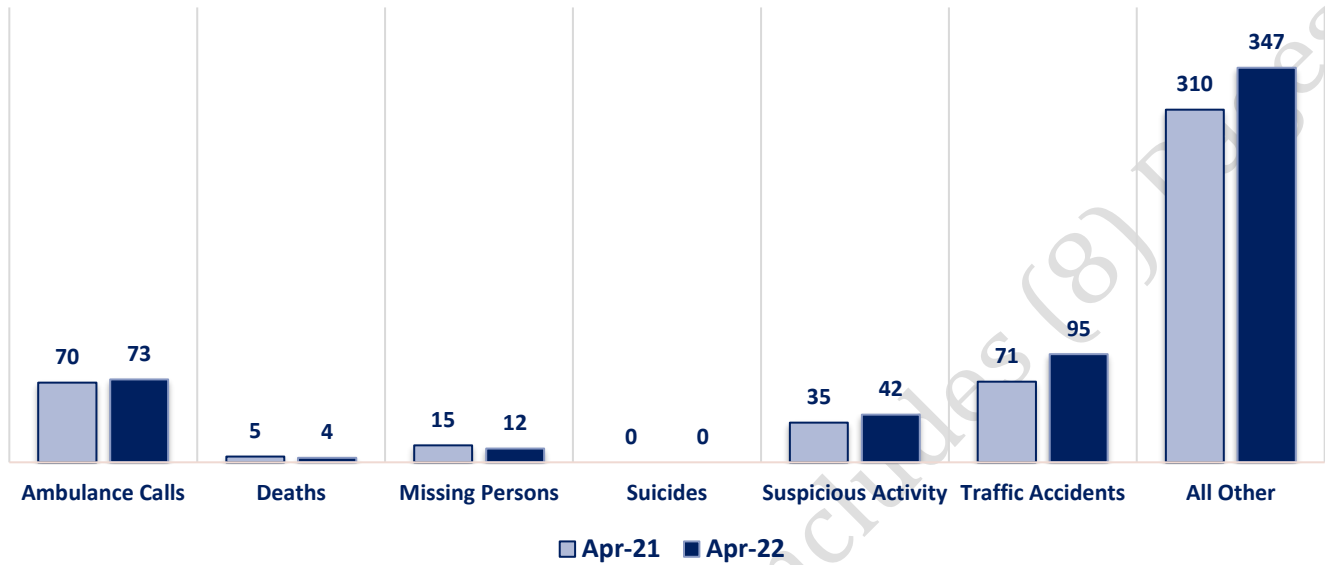
### CompStat Offenses



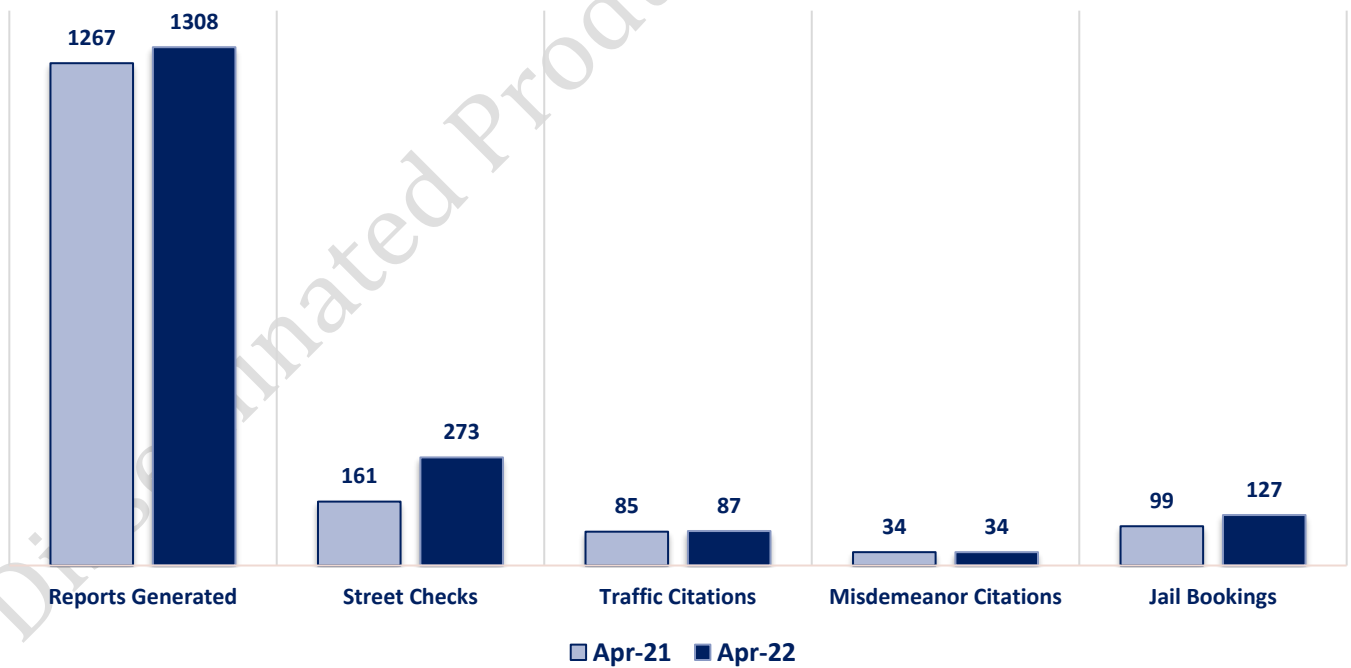
### Extended CompStat Offenses



### Non-UCR Offenses

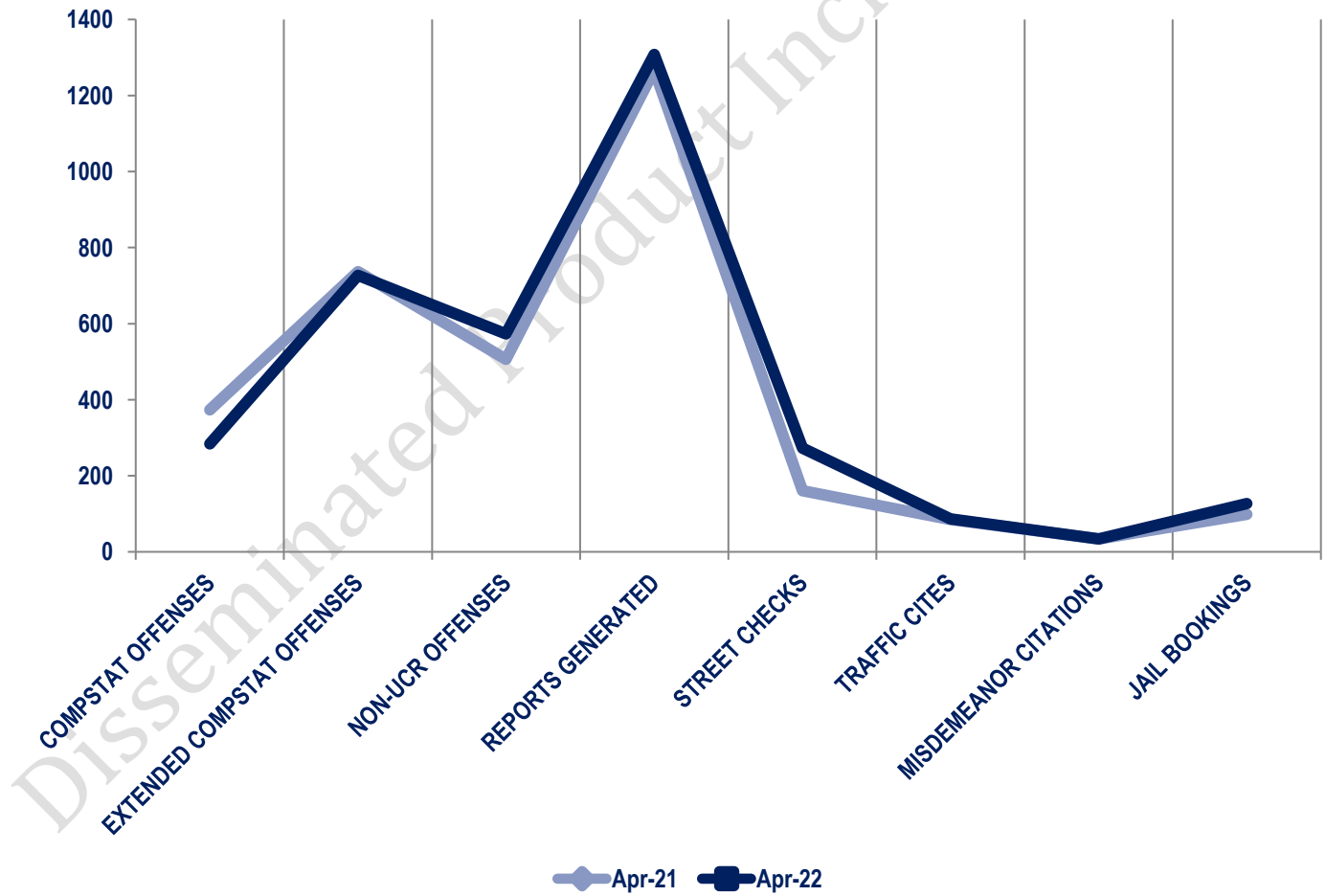


### Other Event Totals



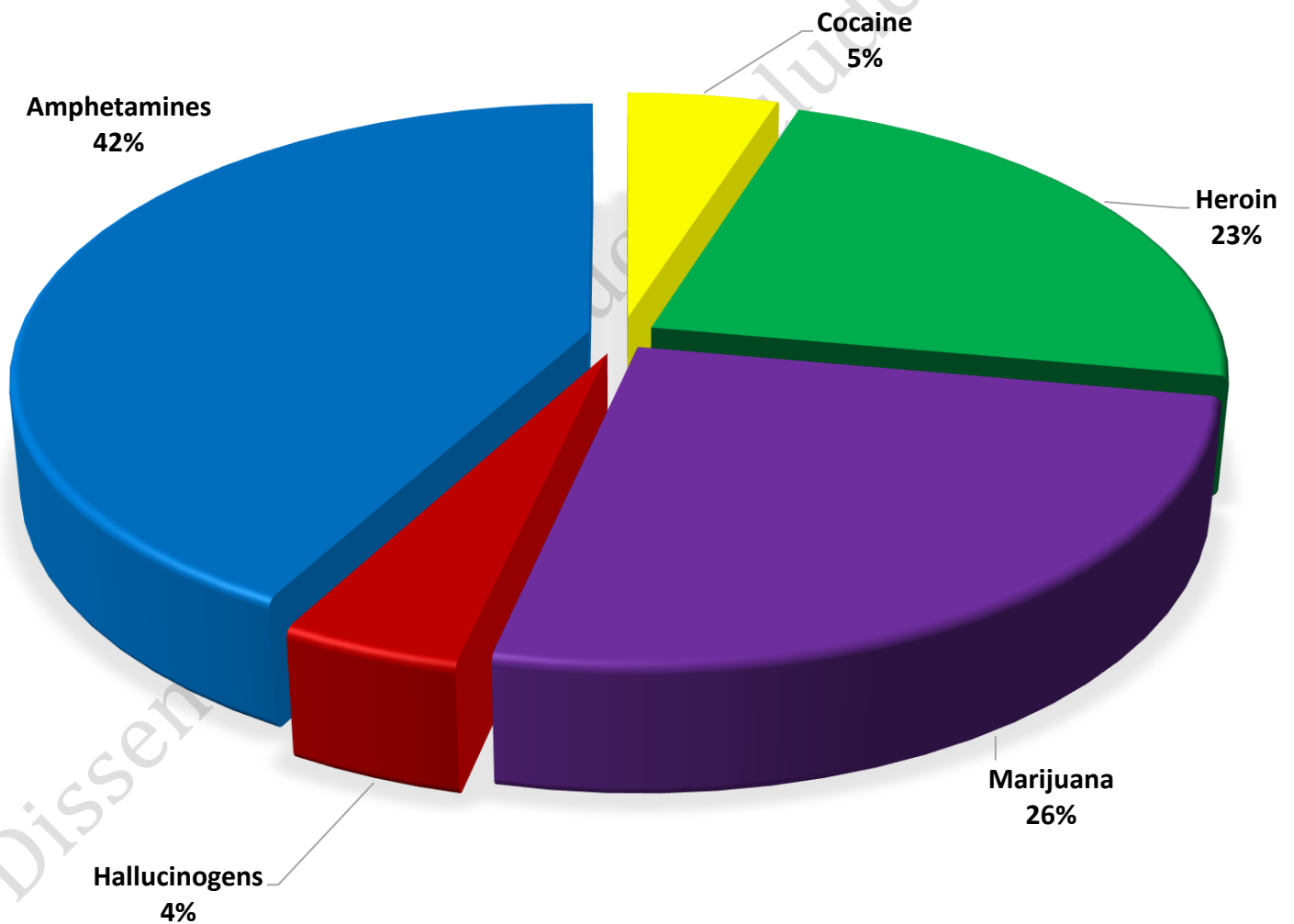
### Combined Offense/Event Trends

	APR 2021	APR 2022
<b>CompStat Offenses</b>	373	284
<b>Extended CompStat Offenses</b>	737	727
<b>Non-UCR Offenses</b>	506	573
<b>Reports Generated</b>	1267	1308
<b>Street Checks</b>	161	273
<b>Traffic Cites</b>	85	87
<b>Misdemeanor Citations</b>	34	34
<b>Jail Bookings</b>	99	127



### Seized Drugs

TYPE	DOSES	STREET VALUE
Cocaine	117.0	\$ 819.00
Heroin	543.4	\$ 4,048.46
Marijuana	608.1	\$ 2,018.99
Hallucinogens	104.1	\$ 208.12
Amphetamines	997.0	\$ 6,979.00
<b>TOTAL</b>	<b>2369.6</b>	<b>\$ 14,073.56</b>



### CompStat & Extended CompStat Offenses - One Year

