



CITY COUNCIL DISTRICT #5 MONTHLY OFFENSE SUMMARY

April 2022

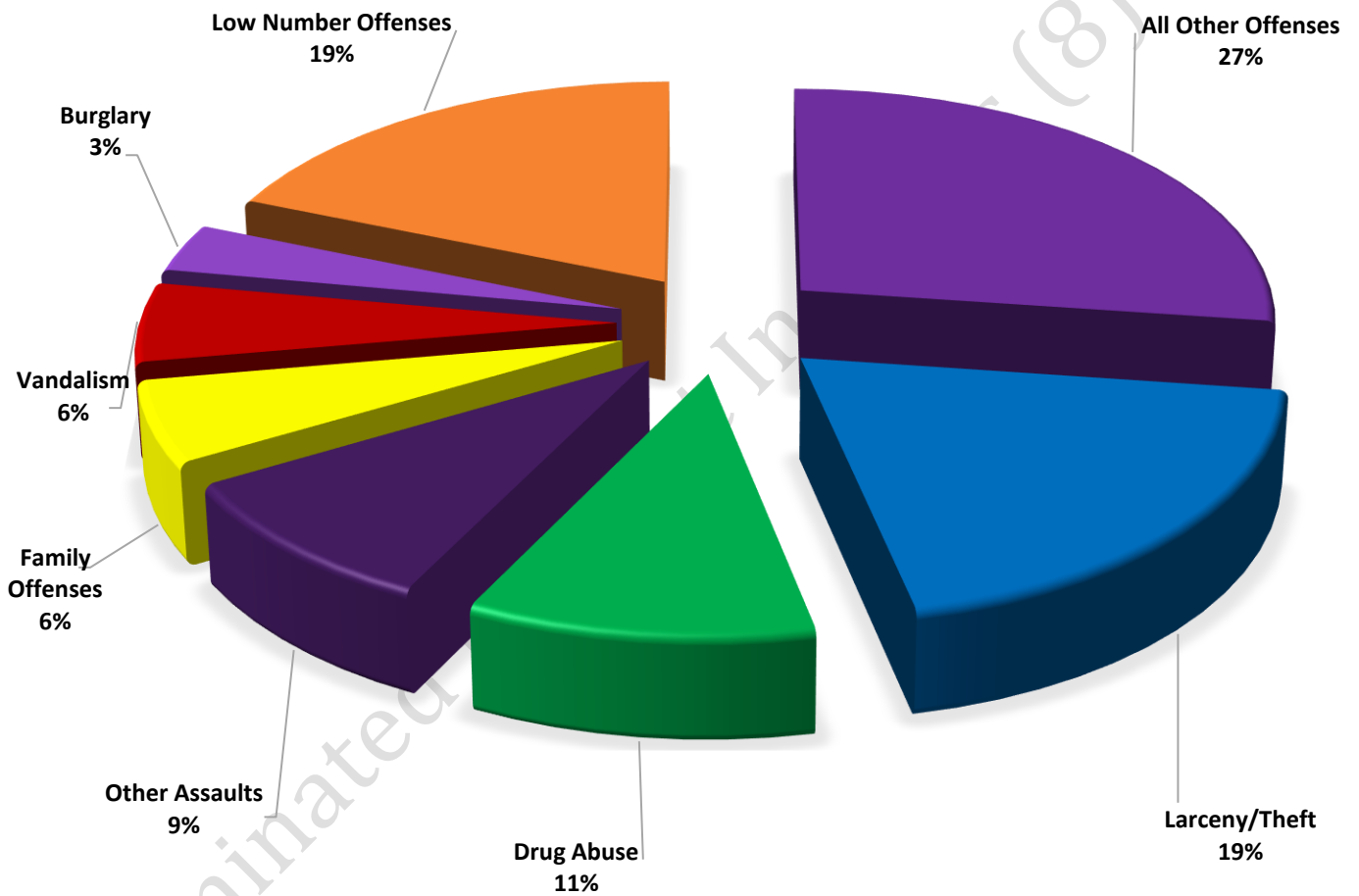
These figures represent preliminary counts of original Police Incident Reports and include all offenses within the above listed City Council District only. Full statistical analysis to determine the confidence level of this data has not been performed. The results contained herein are approximate in relation to the listed area and may not fully coincide with data shown in other areas of SLCPD's Crime Statistics page such as Calls for Service, Crimes Trending, and Crime Reports due to and reflective of departmental procedures that were in place at the time the event occurred and the date this data was compiled. Results displayed are not distinguished as attempted or completed crimes, do not include other calls for police service, and only represent police service where a report was made. Police Incident Reports are classified by primary offense categories as defined by the Uniform Crime Reporting (UCR) system, however for this report all offenses are included, and each incident may have more than one offense listed on it. In cases where there is more than one offense listed, all offenses are counted individually. Although every reasonable verification effort is made, the accuracy of any data is subject to the constraints of the report generation process as well as the manner, format, and point in time of any query.

-
- COMPSTAT OFFENSES:** (Part I) Chosen by the FBI as Part I Offenses because they are serious crimes that occur with regularity in all areas of the country and are likely to be reported to Police.
 - EXTENDED COMPSTAT OFFENSES:** (Part II) All other crimes other than the eight CompStat Offenses. The Uniform Crime Reporting Program gathers only arrest data for these offenses, however, SLCPD results displayed in this document display all of these, regardless of the presence of arrest data.
 - ALL OTHER OFFENSES:** Under the Extended CompStat Offense section, 'All Other Offenses' include Peeping Tom, Trespass, Kidnap/Abduction, Pornography, Extortion/Blackmail, Bribery, Warrants, Sexual Offenses, Obstruction, Public Peace, and Hit & Run.
 - NON-UCR OFFENSES:** Non-UCR Offenses include reports for all other offenses not classified as a CompStat or Extended CompStat Offense. Results displayed separate some of these offenses such as Ambulance Calls, Deaths, Missing Persons, Suicides, Suspicious Activity, and Traffic Accidents.
 - ALL OTHER NON-UCR:** Under the Non-UCR category, 'All Other' include the remainder of offenses not classified as CompStat or CompStat Extended and not separated from the Non-UCR Offenses. These include things such as Loud Parties, Barking Dogs, Mentally Ill Subjects, Citizen Assistance, etc.
 - LOW NUMBER OFFENSES:** On page two, in the interest of space and allowing for easier viewing, the category titled 'Low Number Offenses' include CompStat and Extended CompStat Offenses from page one that have totals under the amount of 22.

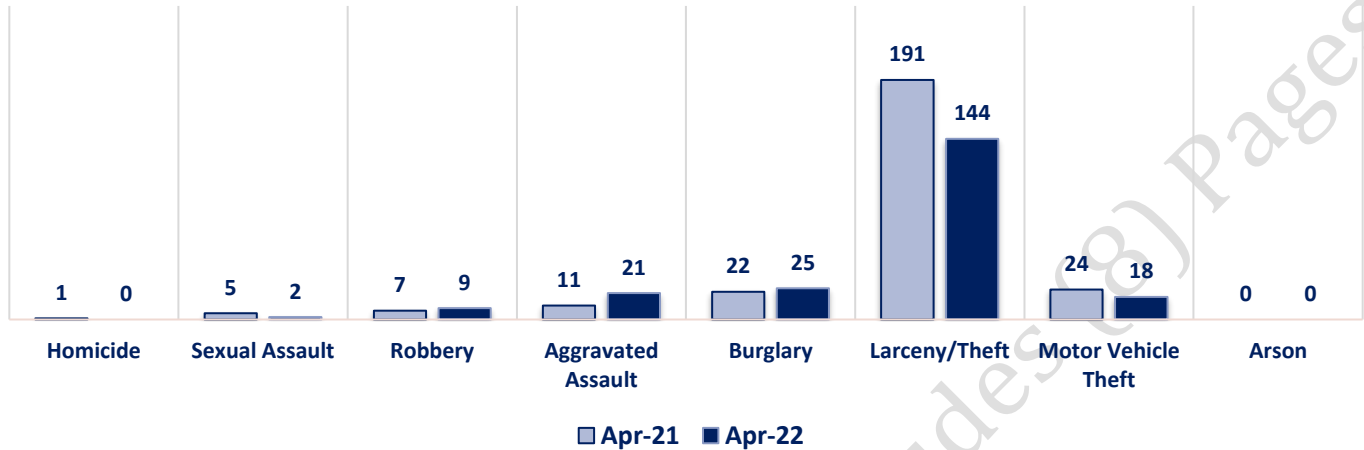
Offenses

		Offense	Apr-21	Apr-22	OFFENSE	Apr-21	Apr-22	
COMPSTAT OFFENSES	VIOLENT	Homicide	1	0	Other Assaults	53	68	
		Sexual Assault	5	2	Forgery/Counterfeiting	5	2	
		Robbery	7	9	Fraud	40	22	
		Aggravated Assault	11	21	Embezzlement	0	0	
	PROPERTY	Burglary	22	25	Stolen Property	6	9	
		Larceny/Theft	191	144	Vandalism	40	41	
		Motor Vehicle Theft	24	18	Weapons	7	12	
		Arson	0	0	Prostitution	1	2	
		COMPSTAT TOTALS	261	219	Sex Offenses	4	2	
NON-UCR OFFENSES	Ambulance Calls	23	44	Drug Abuse	48	78		
	Deaths	3	5	Gambling	0	0		
	Missing Persons	6	10	Family Offenses	34	42		
	Suicides	0	0	DUI	5	15		
	Suspicious Activity	31	37	Liquor Laws	1	1		
	Traffic Accidents	51	64	Drunkenness	7	12		
	All Other	225	200	Disorderly Conduct	8	11		
			NON-UCR TOTALS	339	360	All Other Offenses	165	200
TOTALS			COMPSTAT OFFENSES	261	219	Curfew/Loitering	1	0
			EXTENDED COMPSTAT OFFENSES	425	517	EXTENDED COMPSTAT TOTALS	425	517
			NON-UCR OFFENSES	339	360			
			TOTAL	1025	1096			

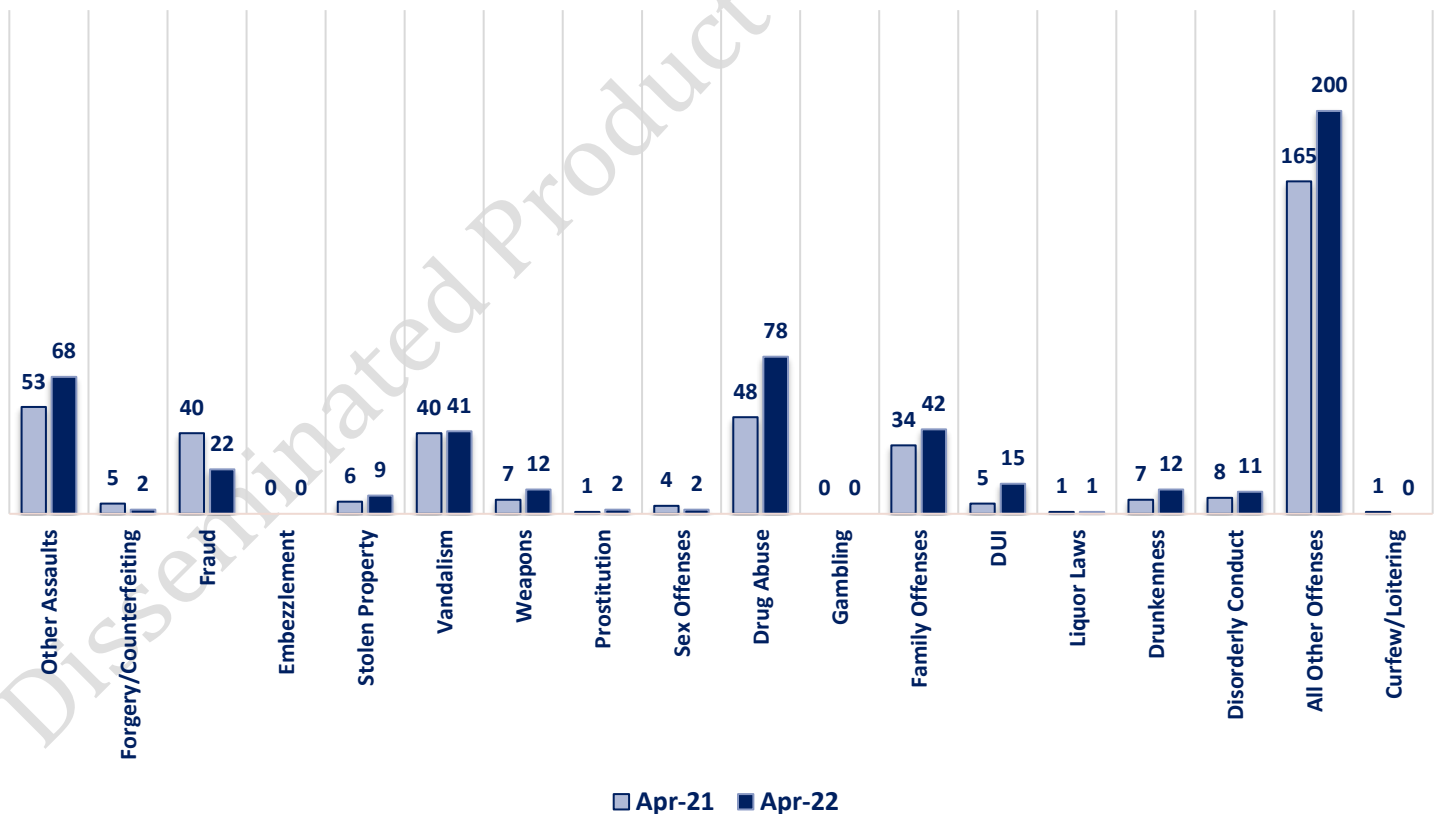
APRIL 2022 - COMPSTAT AND EXTENDED COMPSTAT OFFENSE PERCENTAGES



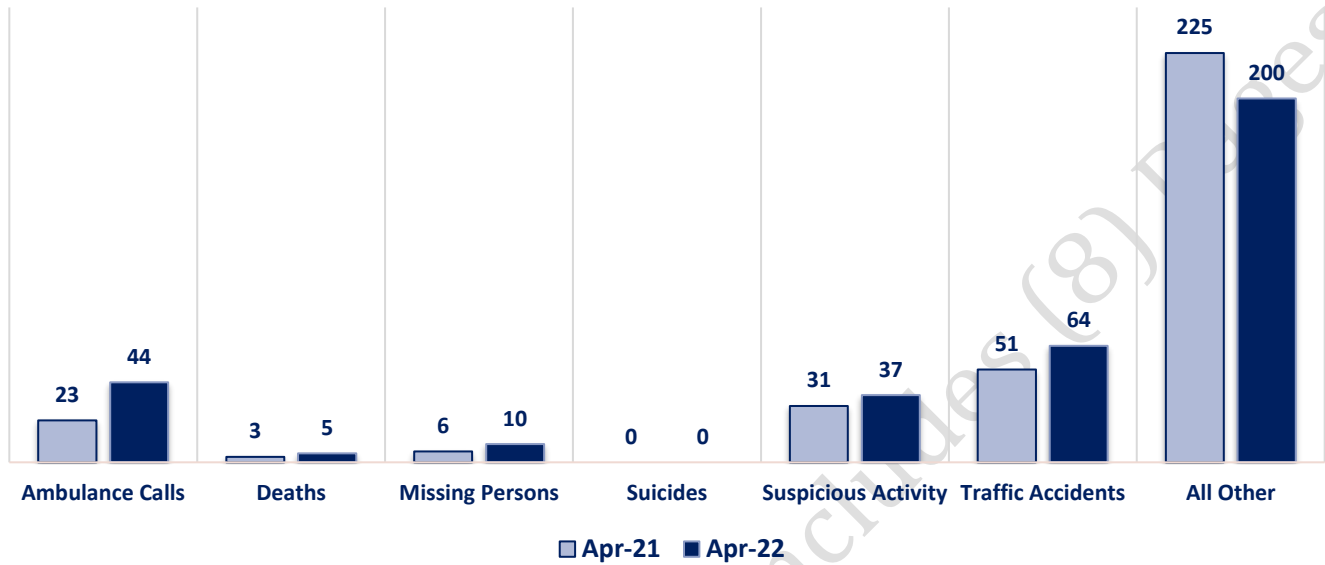
CompStat Offenses



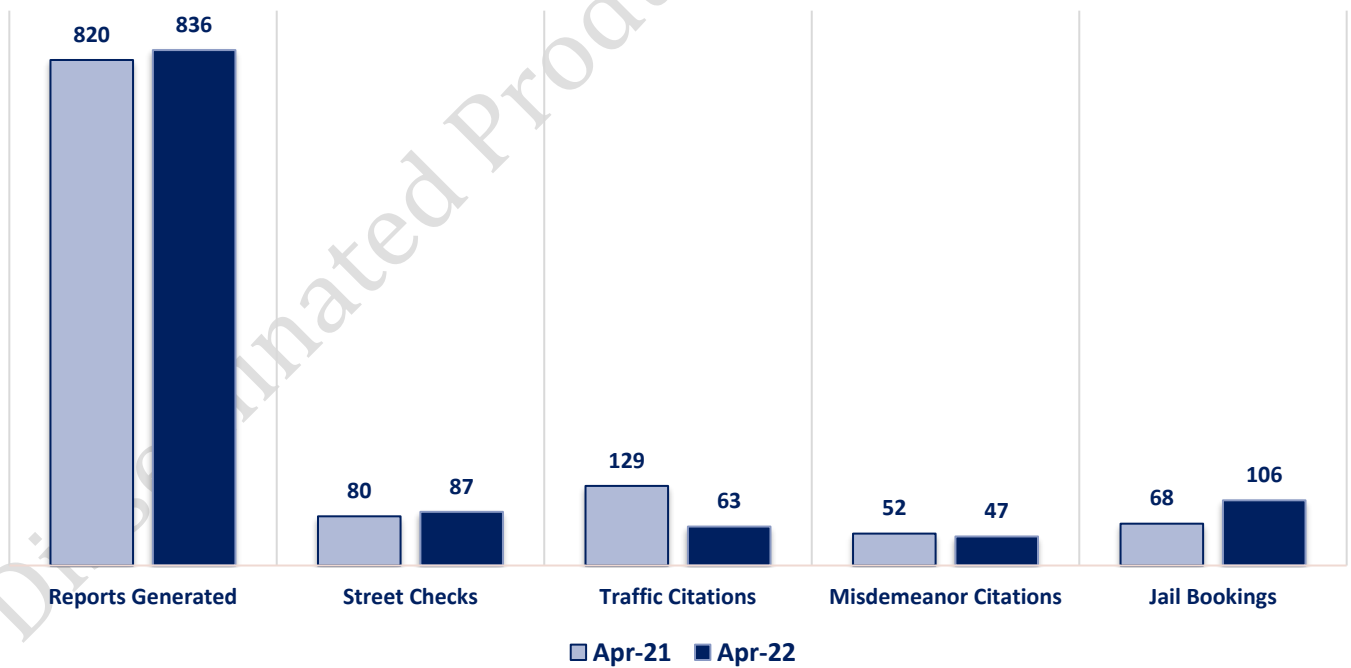
Extended CompStat Offenses



Non-UCR Offenses

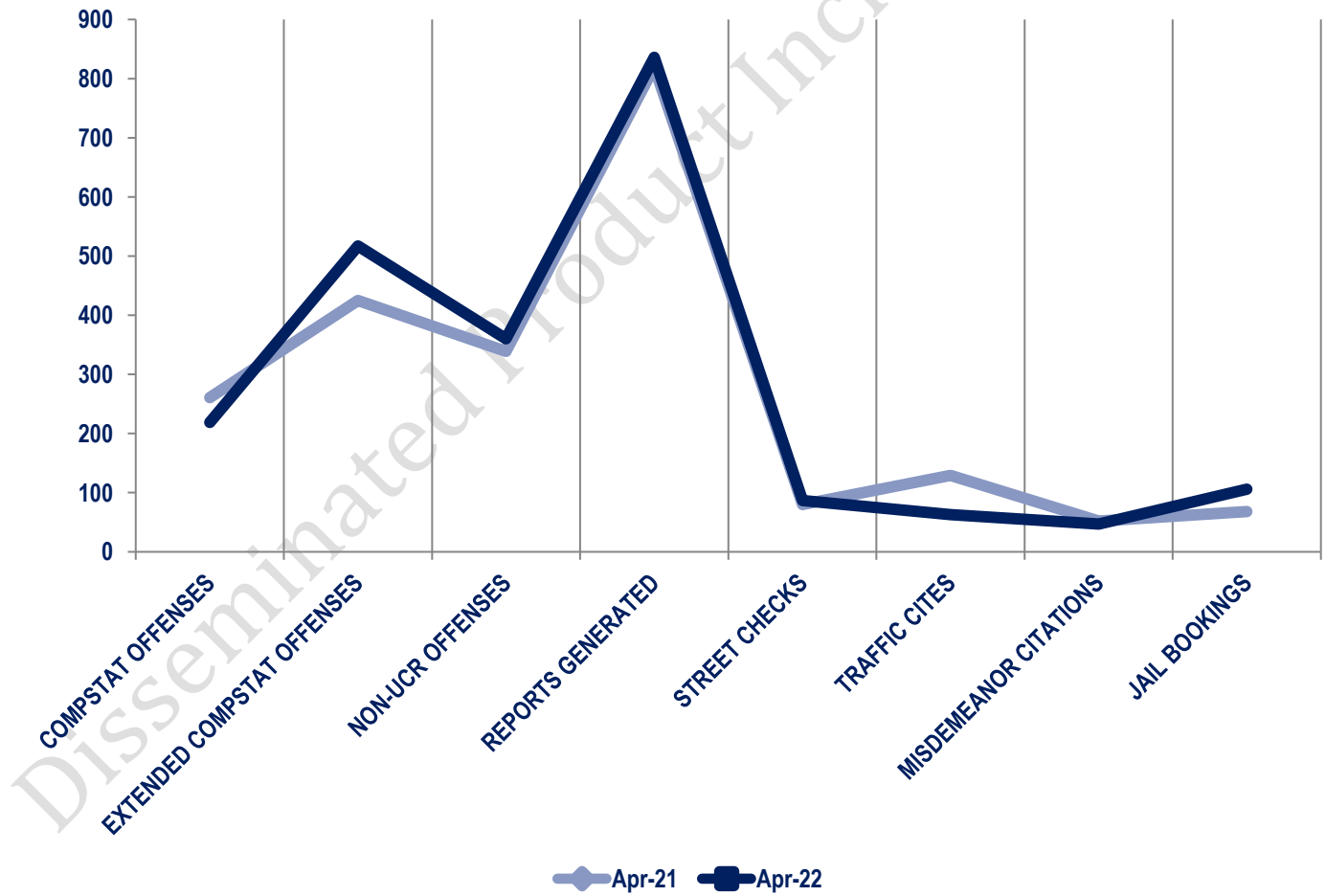


Other Event Totals



Combined Offense/Event Trends

	APR 2021	APR 2022
CompStat Offenses	261	219
Extended CompStat Offenses	425	517
Non-UCR Offenses	339	360
Reports Generated	820	836
Street Checks	80	87
Traffic Cites	129	63
Misdemeanor Citations	52	47
Jail Bookings	68	106



Seized Drugs

TYPE	DOSES	STREET VALUE
Cocaine	912.5	\$ 6,387.50
Heroin	2969.0	\$ 22,119.05
Marijuana	741.5	\$ 2,461.94
Hallucinogens	167.7	\$ 335.46
Amphetamines	893.0	\$ 6,251.00
TOTAL	5683.8	\$ 37,554.94

