



CITY COUNCIL DISTRICT #2

MONTHLY OFFENSE SUMMARY

May 2022

These figures represent preliminary counts of original Police Incident Reports and include all offenses within the above listed City Council District only. Full statistical analysis to determine the confidence level of this data has not been performed. The results contained herein are approximate in relation to the listed area and may not fully coincide with data shown in other areas of SLCPD's Crime Statistics page such as Calls for Service, Crimes Trending, and Crime Reports due to and reflective of departmental procedures that were in place at the time the event occurred and the date this data was compiled. Results displayed are not distinguished as attempted or completed crimes, do not include other calls for police service, and only represent police service where a report was made. Police Incident Reports are classified by primary offense categories as defined by the Uniform Crime Reporting (UCR) system, however for this report all offenses are included, and each incident may have more than one offense listed on it. In cases where there is more than one offense listed, all offenses are counted individually. Although every reasonable verification effort is made, the accuracy of any data is subject to the constraints of the report generation process as well as the manner, format, and point in time of any query.

COMPSTAT OFFENSES: (Part I)

Chosen by the FBI as Part I Offenses because they are serious crimes that occur with regularity in all areas of the country and are likely to be reported to Police.

EXTENDED COMPSTAT OFFENSES: (Part II)

All other crimes other than the eight CompStat Offenses. The Uniform Crime Reporting Program gathers only arrest data for these offenses, however, SLCPD results displayed in this document display all of these, regardless of the presence of arrest data.

ALL OTHER OFFENSES:

Under the Extended CompStat Offense section, 'All Other Offenses' include Peeping Tom, Trespass, Kidnap/Abduction, Pornography, Extortion/Blackmail, Bribery, Warrants, Sexual Offenses, Obstruction, Public Peace, and Hit & Run.

NON-UCR OFFENSES:

Non-UCR Offenses include reports for all other offenses not classified as a CompStat or Extended CompStat Offense. Results displayed separate some of these offenses such as Ambulance Calls, Deaths, Missing Persons, Suicides, Suspicious Activity, and Traffic Accidents.

ALL OTHER NON-UCR:

Under the Non-UCR category, 'All Other' include the remainder of offenses not classified as CompStat or CompStat Extended and not separated from the Non-UCR Offenses. These include things such as Loud Parties, Barking Dogs, Mentally Ill Subjects, Citizen Assistance, etc.

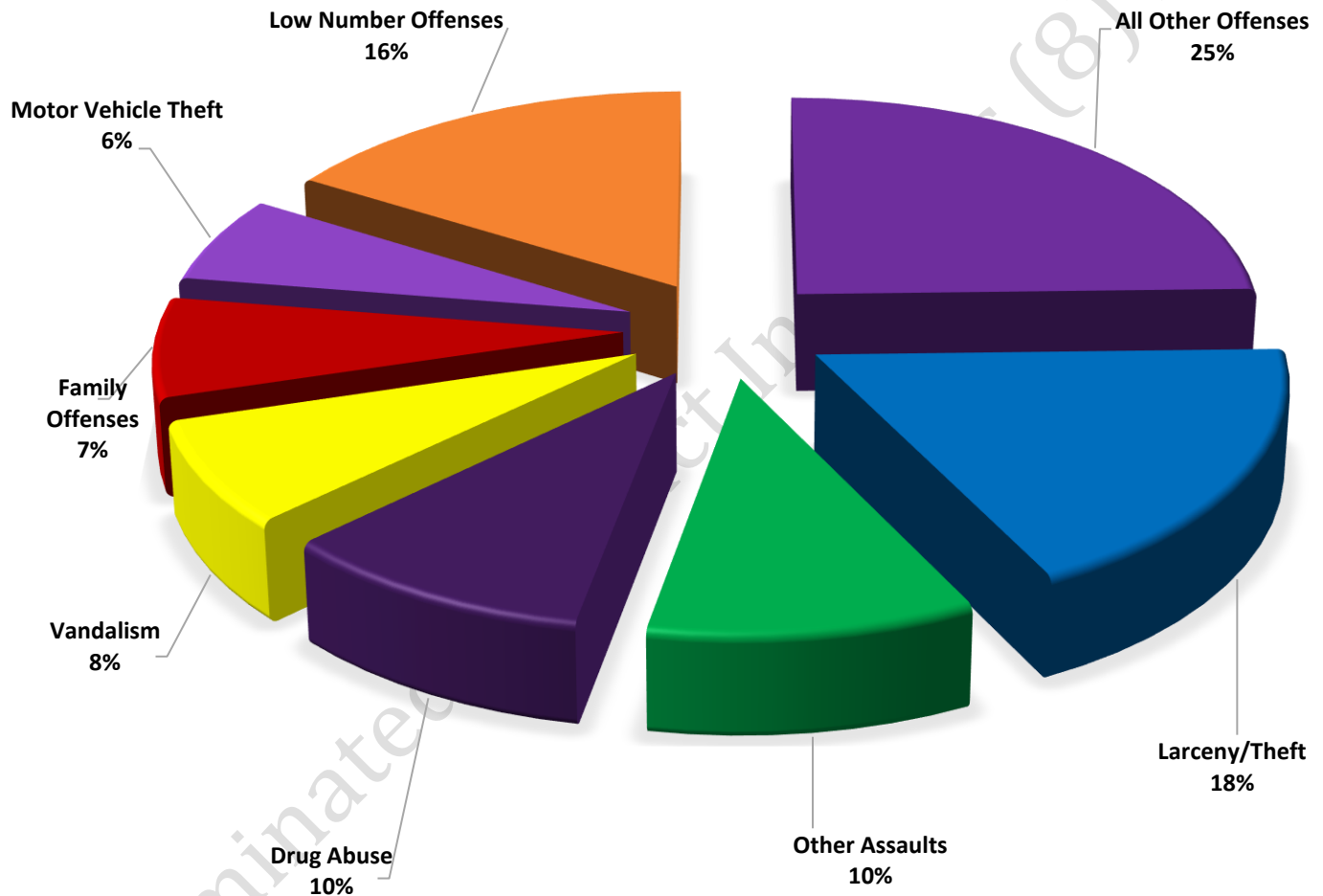
LOW NUMBER OFFENSES:

On page two, in the interest of space and allowing for easier viewing, the category titled 'Low Number Offenses' include CompStat and Extended CompStat Offenses from page one that have totals under the amount of 19.

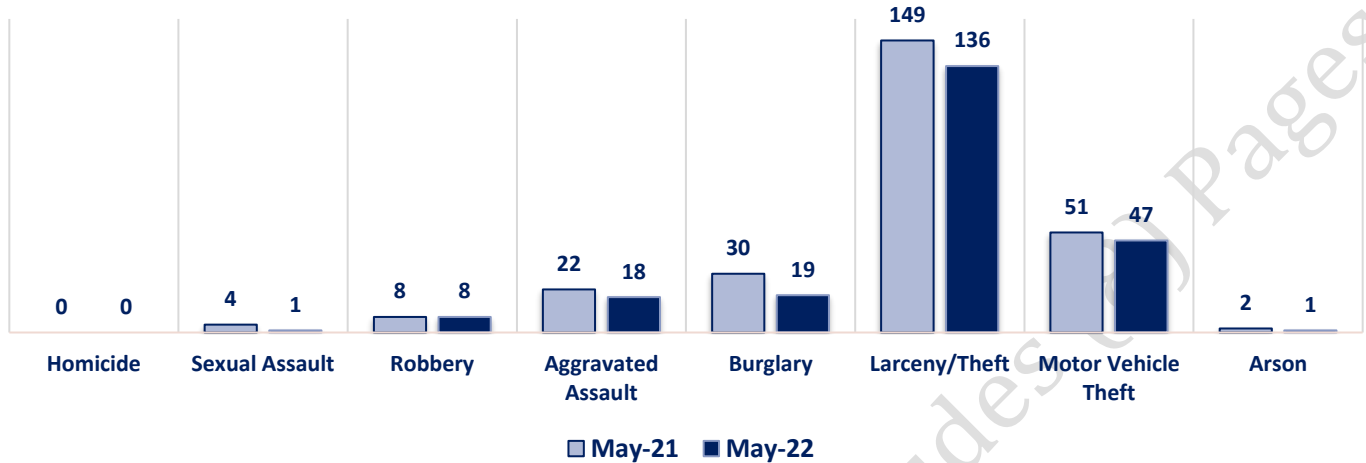
Offenses

COMPSTAT OFFENSES	VIOLENT	Offense	May-21	May-22	OFFENSE	May-21	May-22
		Homicide	0	0	Other Assaults	75	77
		Sexual Assault	4	1	Forgery/Counterfeiting	6	4
		Robbery	8	8	Fraud	21	18
		Aggravated Assault	22	18	Embezzlement	0	0
		Burglary	30	19	Stolen Property	17	9
		Larceny/Theft	149	136	Vandalism	62	56
		Motor Vehicle Theft	51	47	Weapons	17	17
		Arson	2	1	Prostitution	0	0
		COMPSTAT TOTALS	266	230	Sex Offenses	5	7
NON-UCR OFFENSES	Ambulance Calls	9	30	Drug Abuse	72	75	
	Deaths	6	4	Gambling	0	0	
	Missing Persons	8	11	Family Offenses	80	54	
	Suicides	2	1	DUI	7	11	
	Suspicious Activity	26	22	Liquor Laws	3	1	
	Traffic Accidents	70	66	Drunkenness	6	3	
	All Other	204	265	Disorderly Conduct	9	5	
	NON-UCR TOTALS	325	399	All Other Offenses	199	185	
TOTALS	COMPSTAT OFFENSES	266	230	Curfew/Loitering	0	0	
	EXTENDED COMPSTAT OFFENSES	579	522	EXTENDED COMPSTAT TOTALS	579	522	
	NON-UCR OFFENSES	325	399				
TOTAL		1170	1151				

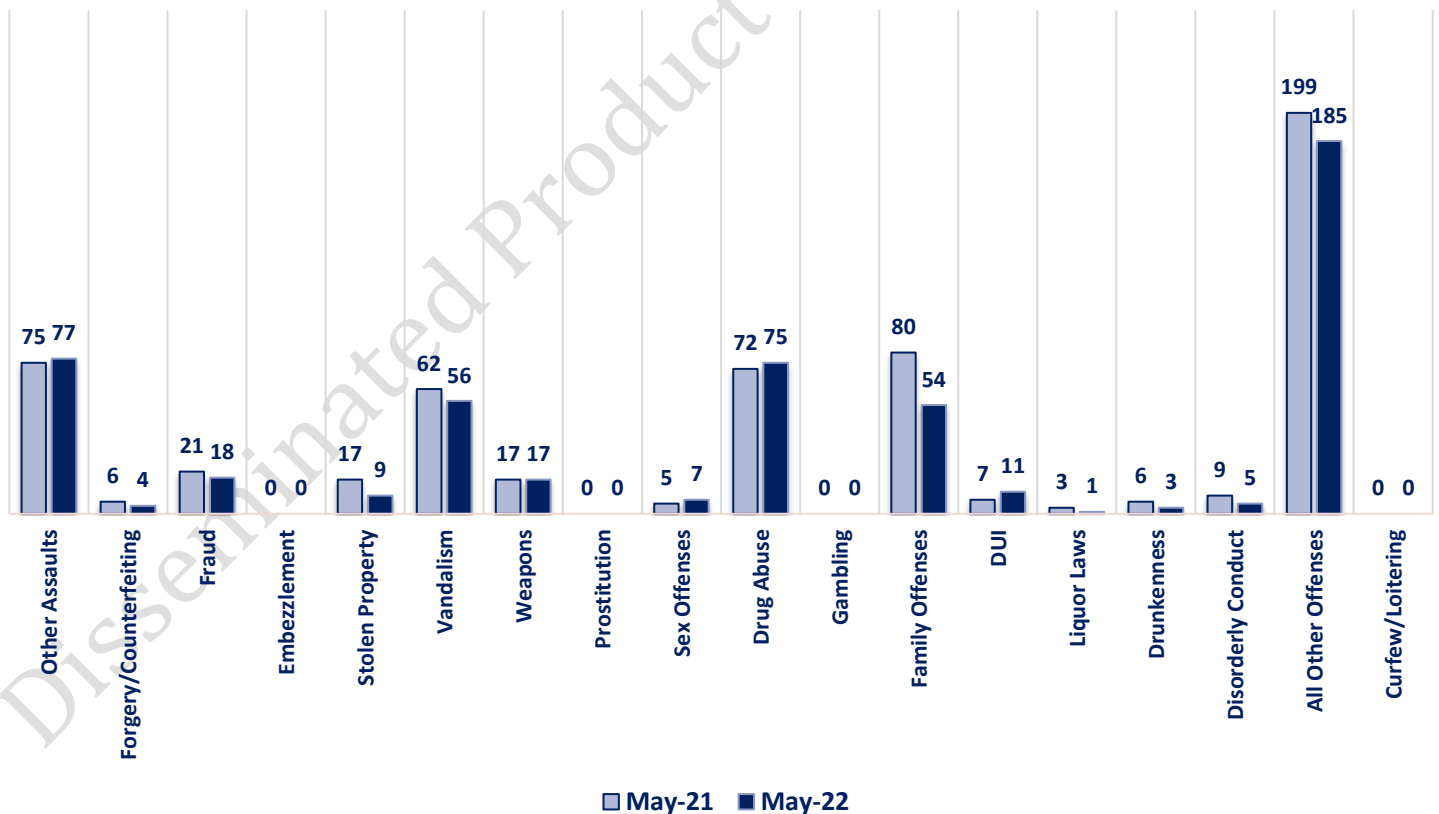
MAY 2022 - COMPSTAT AND EXTENDED COMPSTAT OFFENSE PERCENTAGES



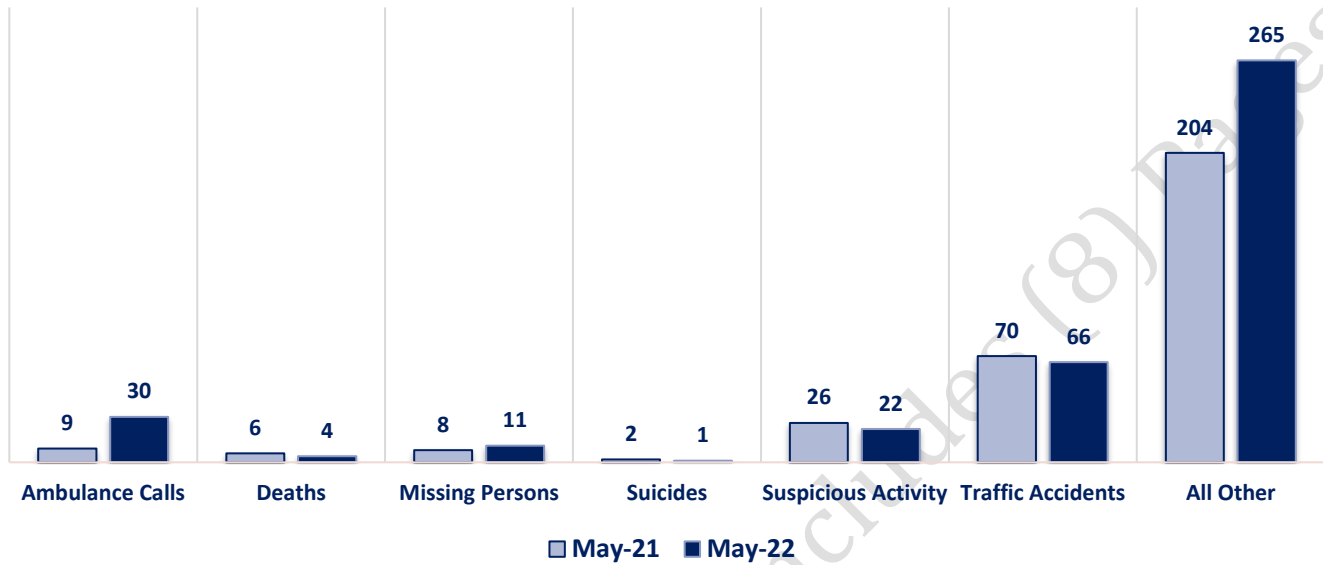
CompStat Offenses



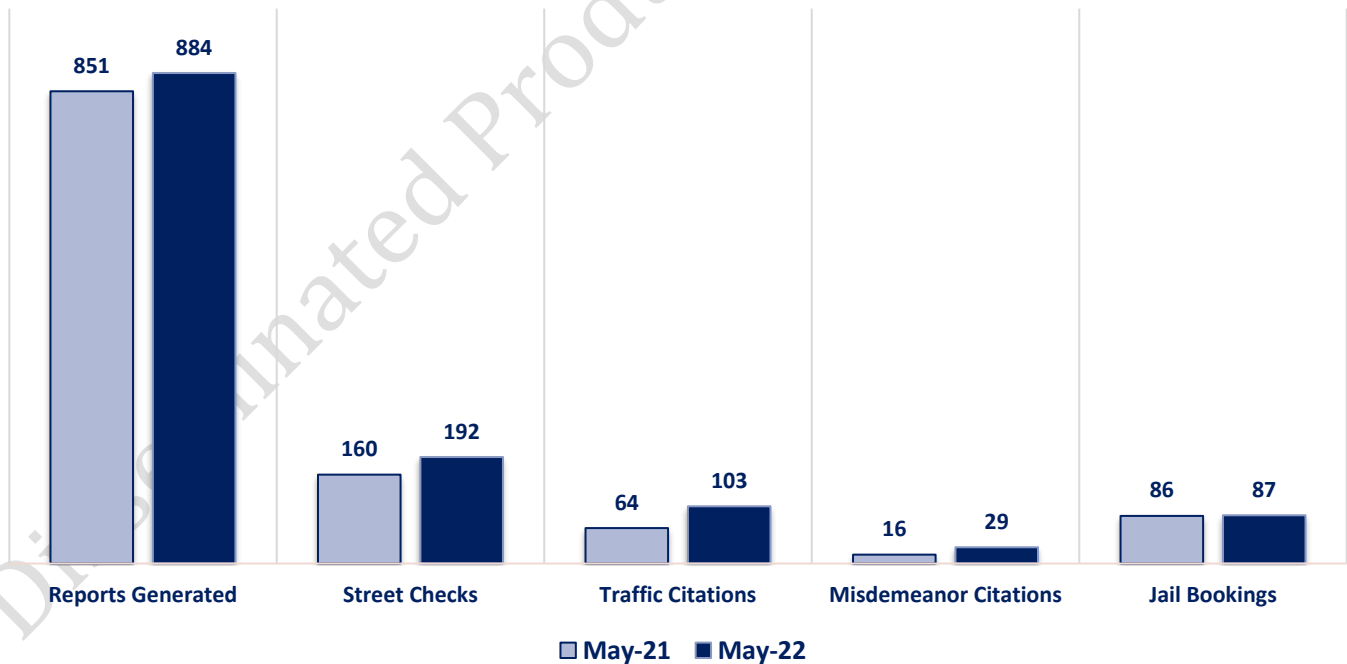
Extended CompStat Offenses



Non-UCR Offenses

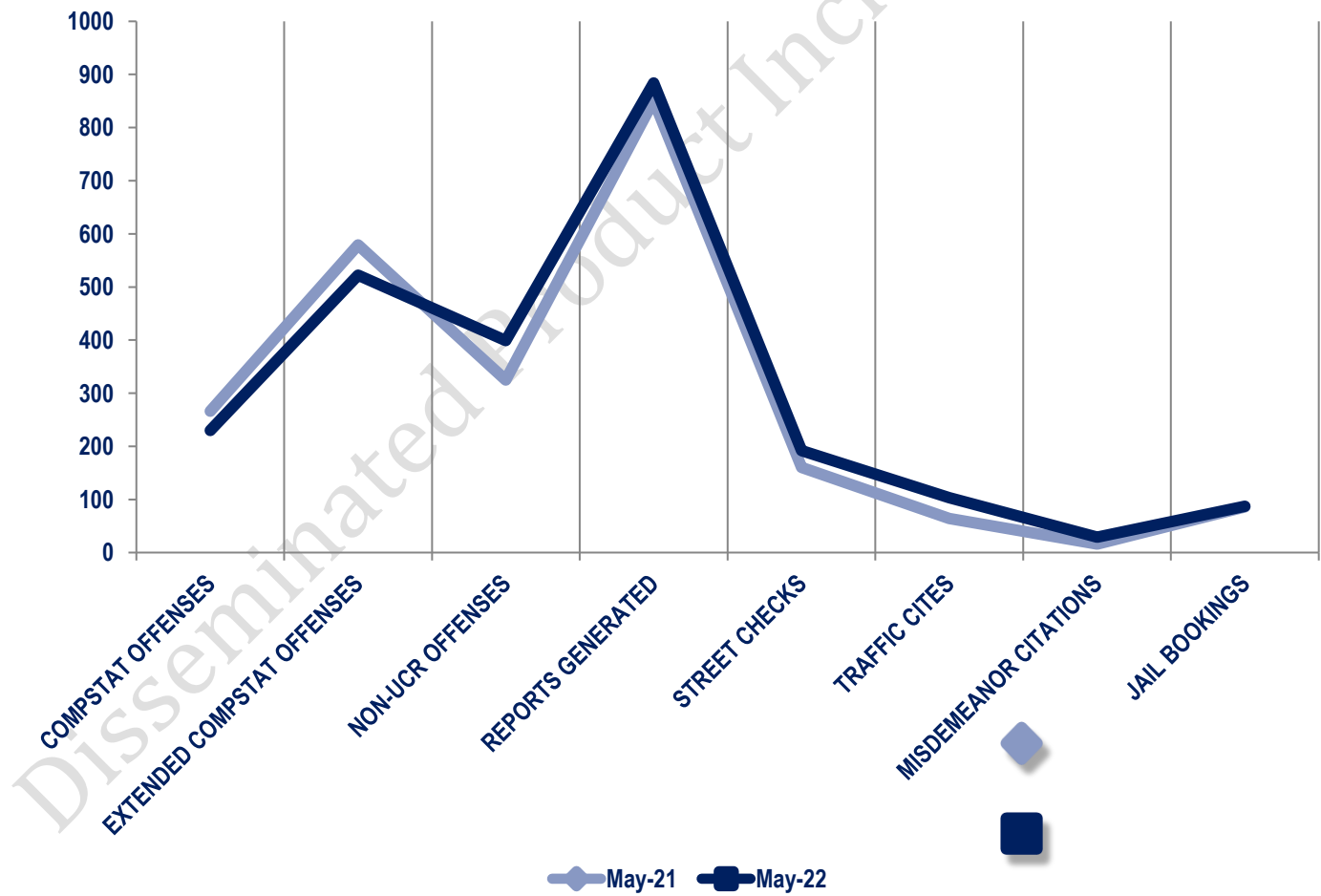


Other Event Totals



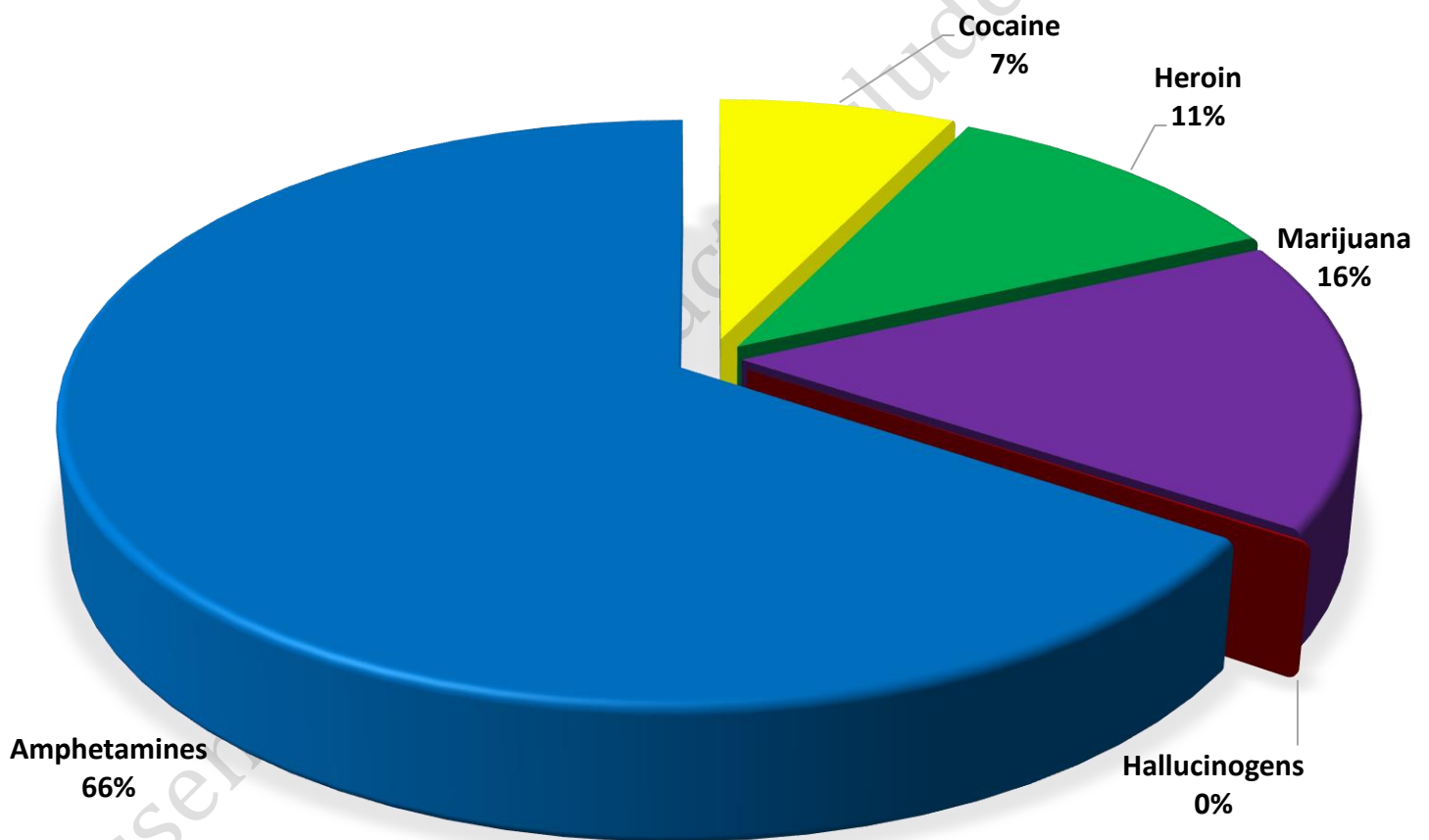
Combined Offense/Event Trends

	MAY 2021	MAY 2022
CompStat Offenses	266	230
Extended CompStat Offenses	579	522
Non-UCR Offenses	325	399
Reports Generated	851	884
Street Checks	160	192
Traffic Cites	64	103
Misdemeanor Citations	16	29
Jail Bookings	86	87



Seized Drugs

TYPE	DOSES	STREET VALUE
Cocaine	230.0	\$ 1,610.00
Heroin	346.6	\$ 2,582.21
Marijuana	509.9	\$ 1,692.82
Hallucinogens	2.1	\$ 4.23
Amphetamines	2079.7	\$ 14,558.24
TOTAL	3168.4	\$ 20,447.49



CompStat & Extended CompStat Offenses - One Year

