



CITY COUNCIL DISTRICT #4 MONTHLY OFFENSE SUMMARY

May 2022

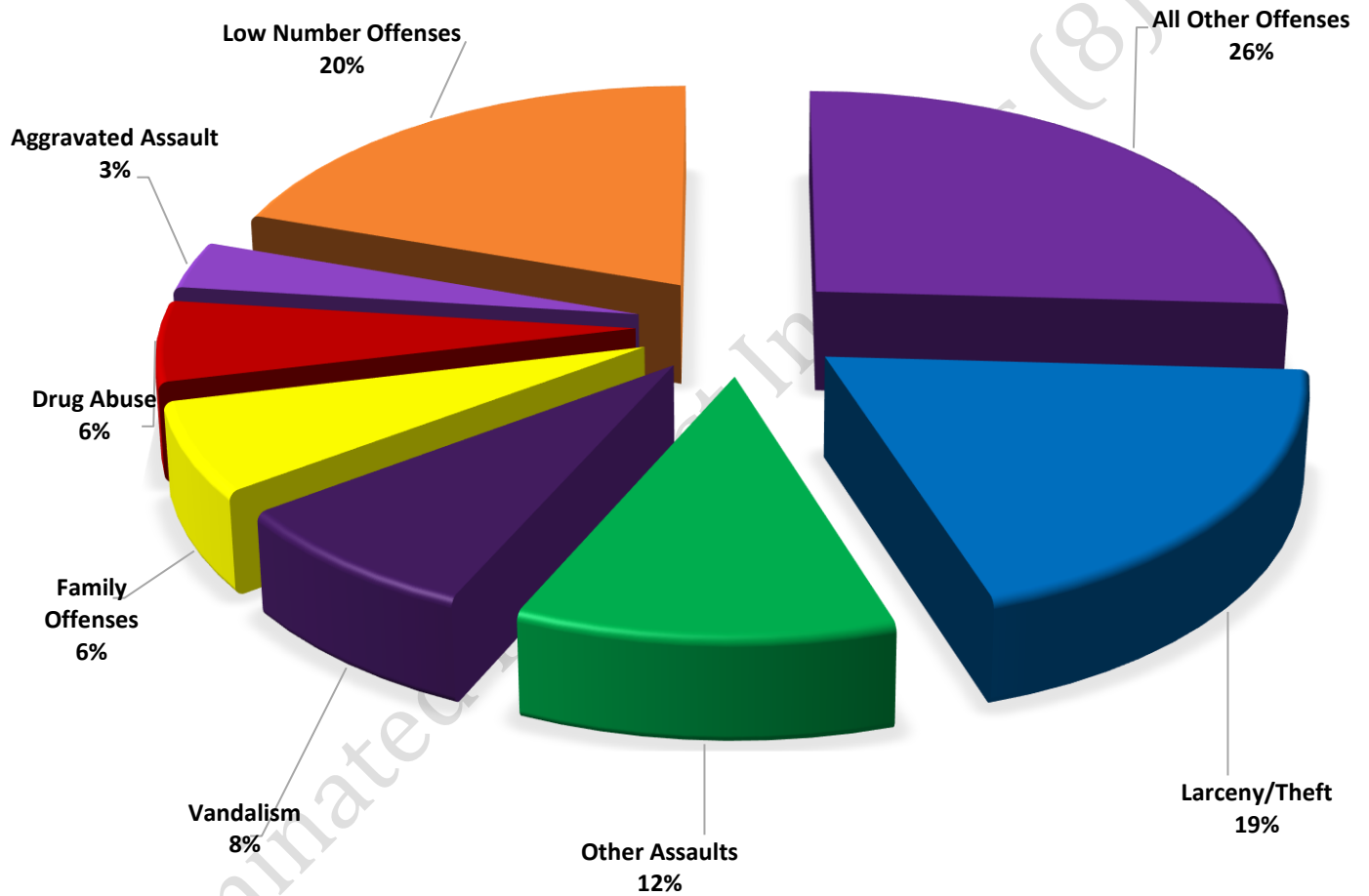
These figures represent preliminary counts of original Police Incident Reports and include all offenses within the above listed City Council District only. Full statistical analysis to determine the confidence level of this data has not been performed. The results contained herein are approximate in relation to the listed area and may not fully coincide with data shown in other areas of SLCPD's Crime Statistics page such as Calls for Service, Crimes Trending, and Crime Reports due to and reflective of departmental procedures that were in place at the time the event occurred and the date this data was compiled. Results displayed are not distinguished as attempted or completed crimes, do not include other calls for police service, and only represent police service where a report was made. Police Incident Reports are classified by primary offense categories as defined by the Uniform Crime Reporting (UCR) system, however for this report all offenses are included, and each incident may have more than one offense listed on it. In cases where there is more than one offense listed, all offenses are counted individually. Although every reasonable verification effort is made, the accuracy of any data is subject to the constraints of the report generation process as well as the manner, format, and point in time of any query.

-
- COMPSTAT OFFENSES:**
(Part I) Chosen by the FBI as Part I Offenses because they are serious crimes that occur with regularity in all areas of the country and are likely to be reported to Police.
 - EXTENDED COMPSTAT OFFENSES:**
(Part II) All other crimes other than the eight CompStat Offenses. The Uniform Crime Reporting Program gathers only arrest data for these offenses, however, SLCPD results displayed in this document display all of these, regardless of the presence of arrest data.
 - ALL OTHER OFFENSES:** Under the Extended CompStat Offense section, 'All Other Offenses' include Peeping Tom, Trespass, Kidnap/Abduction, Pornography, Extortion/Blackmail, Bribery, Warrants, Sexual Offenses, Obstruction, Public Peace, and Hit & Run.
 - NON-UCR OFFENSES:** Non-UCR Offenses include reports for all other offenses not classified as a CompStat or Extended CompStat Offense. Results displayed separate some of these offenses such as Ambulance Calls, Deaths, Missing Persons, Suicides, Suspicious Activity, and Traffic Accidents.
 - ALL OTHER NON-UCR:** Under the Non-UCR category, 'All Other' include the remainder of offenses not classified as CompStat or CompStat Extended and not separated from the Non-UCR Offenses. These include things such as Loud Parties, Barking Dogs, Mentally Ill Subjects, Citizen Assistance, etc.
 - LOW NUMBER OFFENSES:** On page two, in the interest of space and allowing for easier viewing, the category titled 'Low Number Offenses' include CompStat and Extended CompStat Offenses from page one that have totals under the amount of 34.

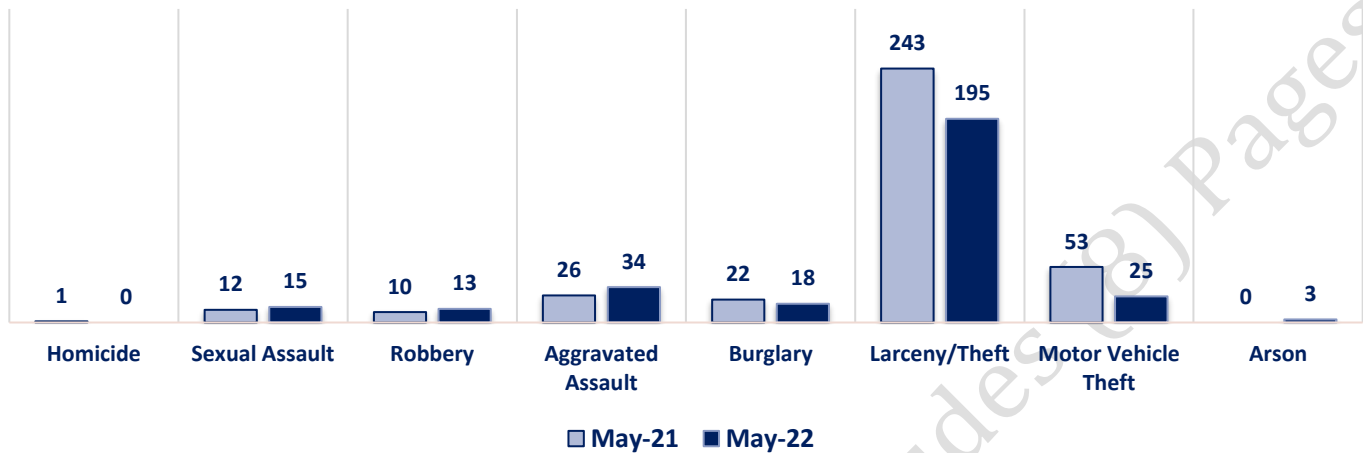
Offenses

		Offense	May-21	May-22	OFFENSE	May-21	May-22	
COMPSTAT OFFENSES	VIOLENT	Homicide	1	0	Other Assaults	130	118	
		Sexual Assault	12	15	Forgery/Counterfeiting	10	4	
		Robbery	10	13	Fraud	40	34	
		Aggravated Assault	26	34	Embezzlement	0	0	
	PROPERTY	Burglary	22	18	Stolen Property	8	7	
		Larceny/Theft	243	195	Vandalism	125	83	
		Motor Vehicle Theft	53	25	Weapons	6	14	
		Arson	0	3	Prostitution	0	1	
		COMPSTAT TOTALS	367	303	Sex Offenses	10	5	
NON-UCR OFFENSES	Ambulance Calls	61	73	Drug Abuse	66	58		
	Deaths	12	9	Gambling	0	0		
	Missing Persons	18	19	Family Offenses	59	65		
	Suicides	4	3	DUI	12	16		
	Suspicious Activity	50	29	Liquor Laws	2	2		
	Traffic Accidents	87	102	Drunkenness	21	16		
	All Other	360	375	Disorderly Conduct	24	24		
			NON-UCR TOTALS	592	610	All Other Offenses	268	263
			COMPSTAT OFFENSES	367	303	Curfew/Loitering	0	3
	TOTALS			EXTENDED COMPSTAT OFFENSES	781	713	EXTENDED COMPSTAT TOTALS	781
		NON-UCR OFFENSES	592	610				
		TOTAL	1740	1626				

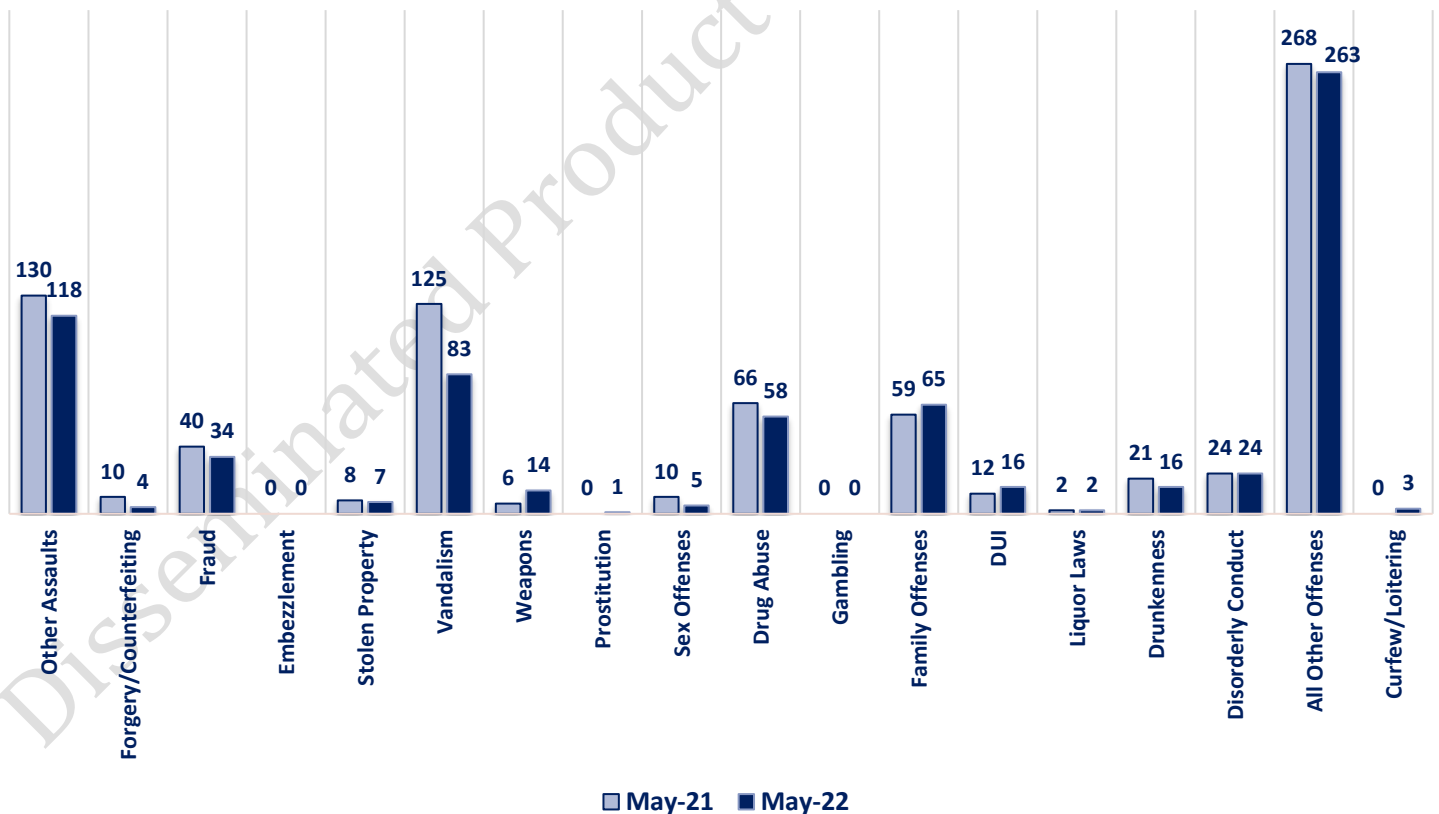
MAY 2022 - COMPSTAT AND EXTENDED COMPSTAT OFFENSE PERCENTAGES



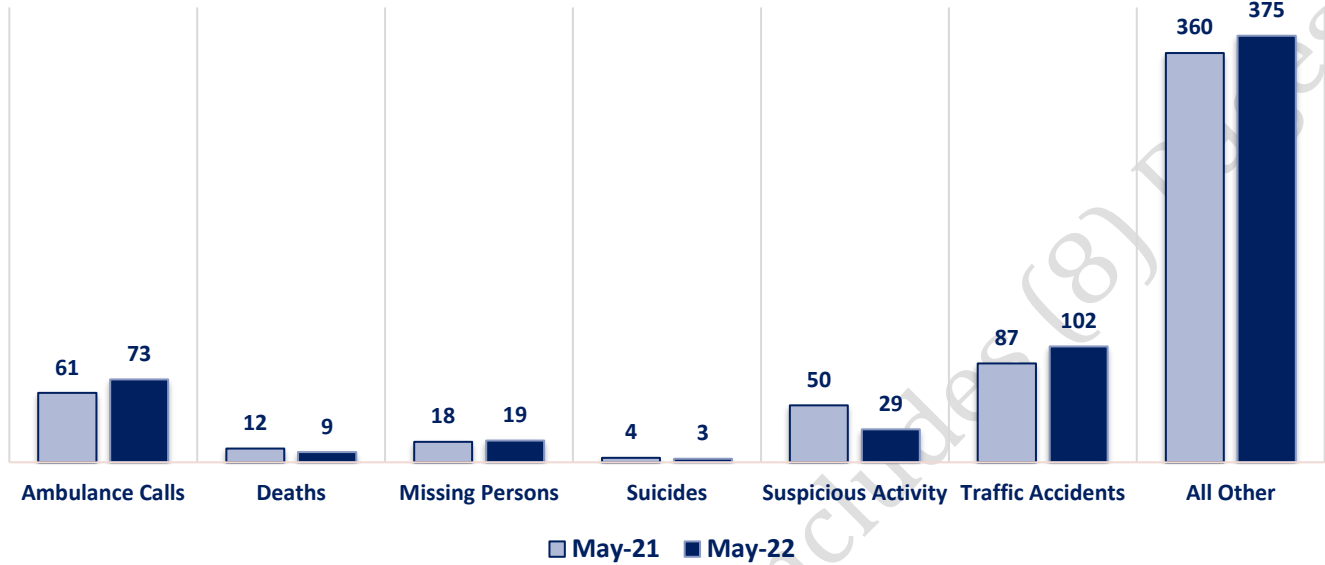
CompStat Offenses



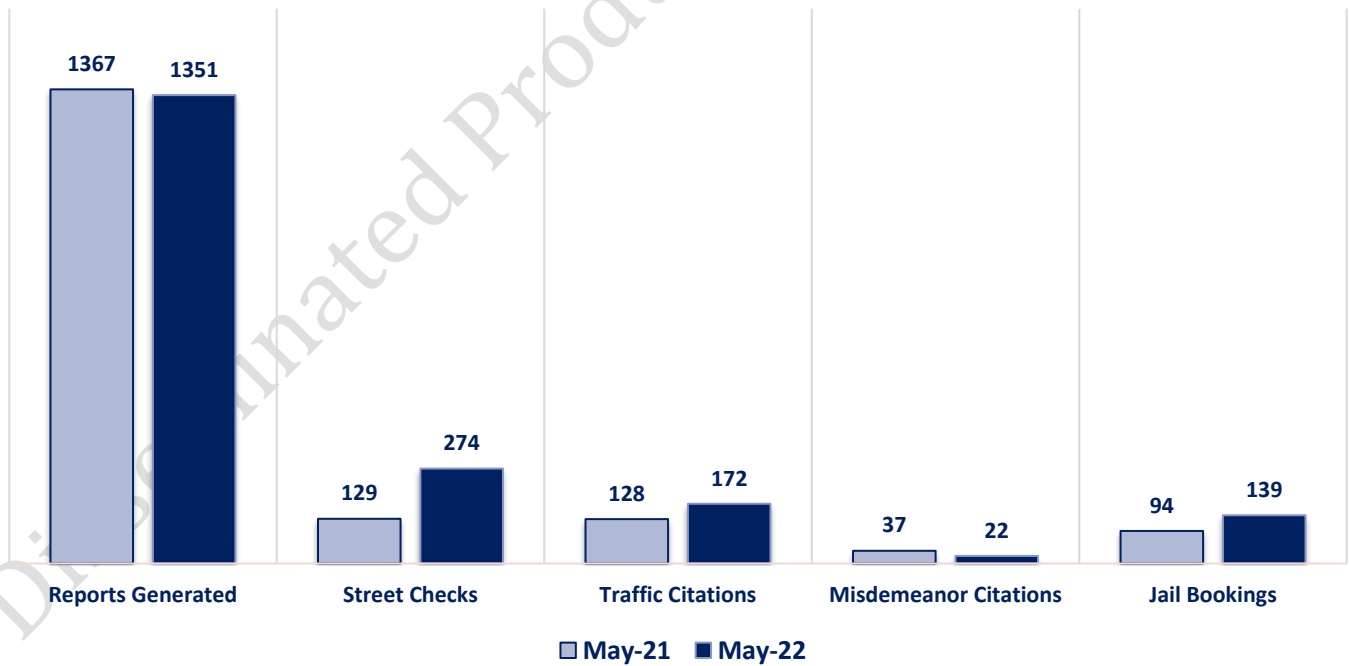
Extended CompStat Offenses



Non-UCR Offenses

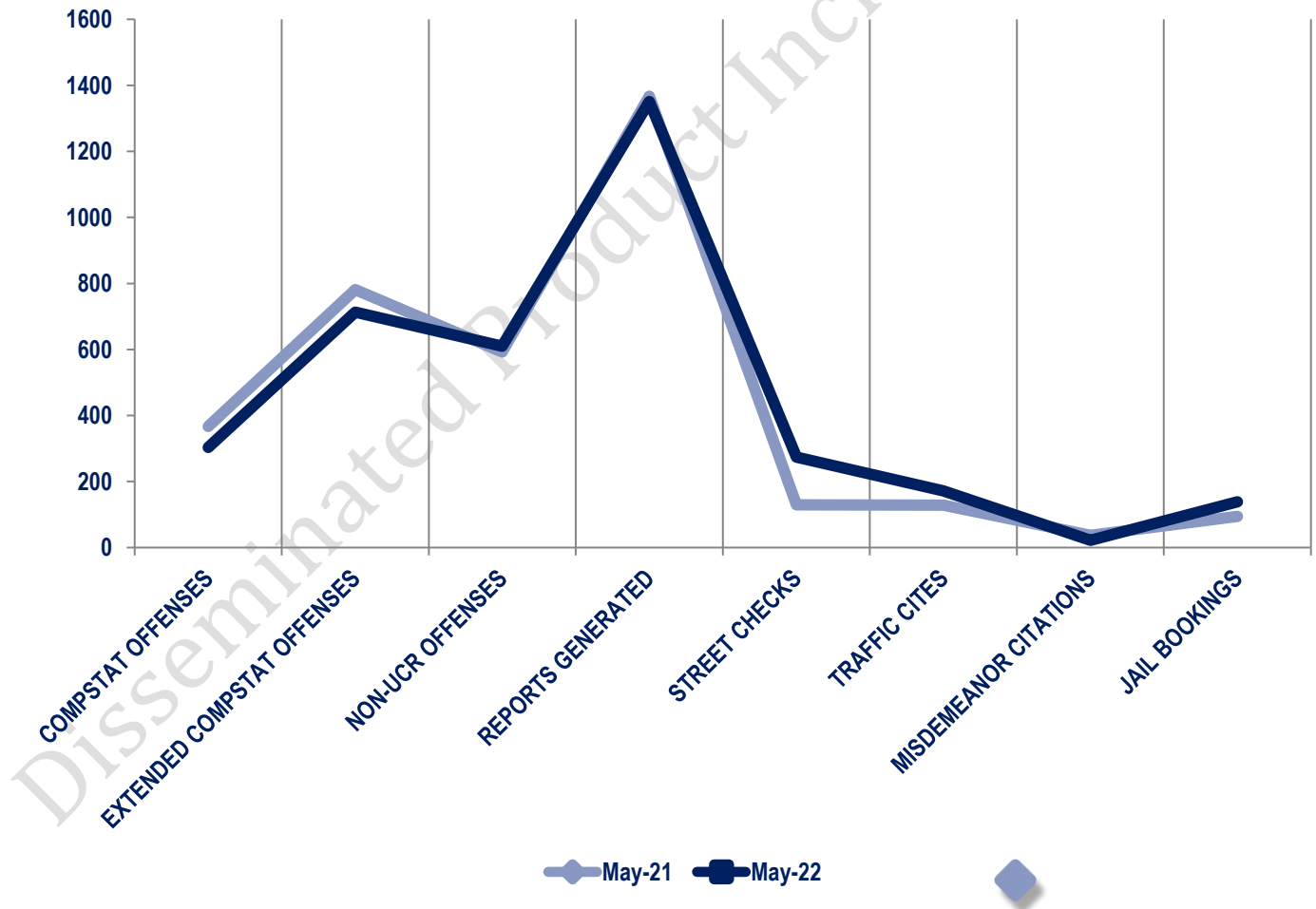


Other Event Totals



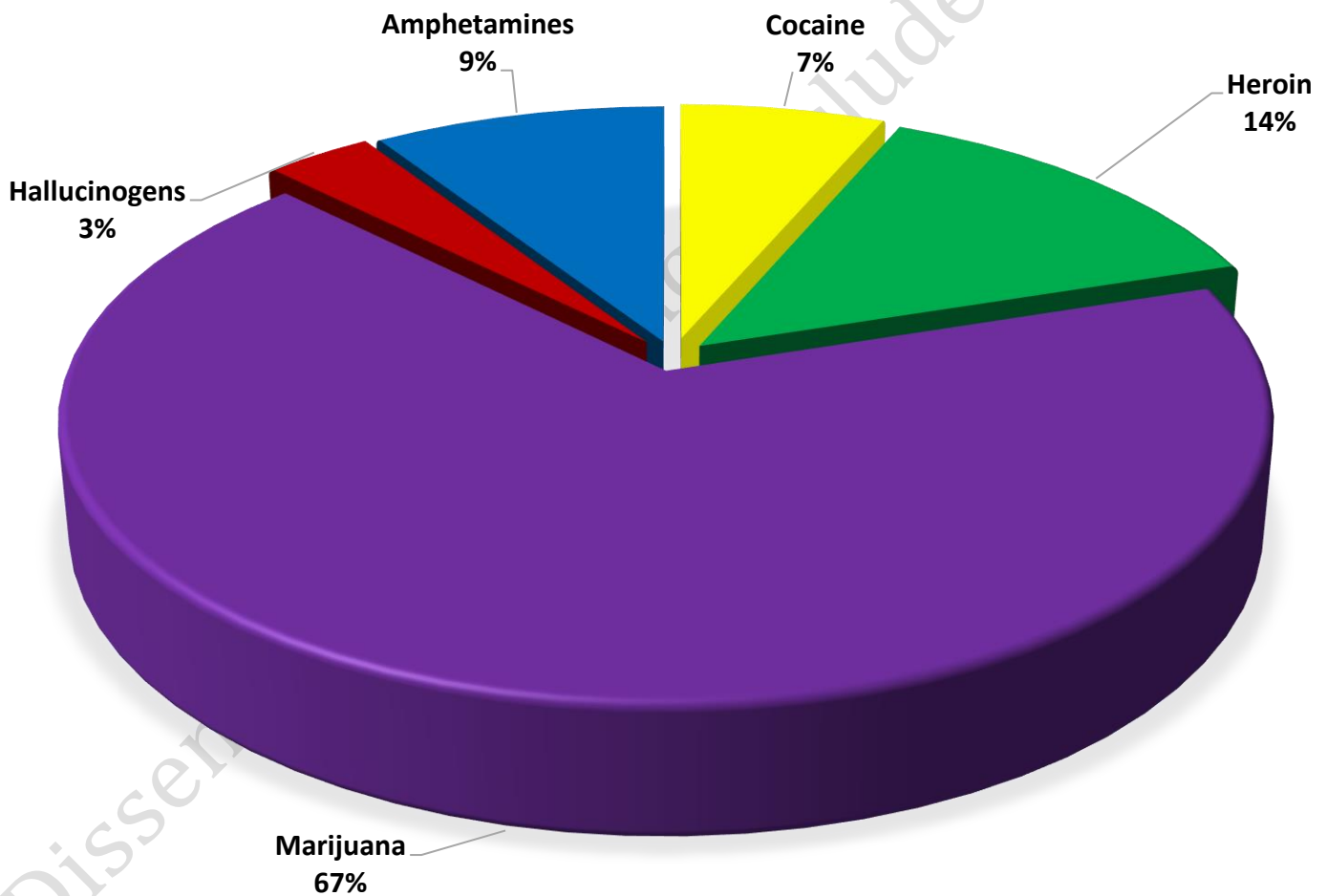
Combined Offense/Event Trends

	MAY 2021	MAY 2022
CompStat Offenses	367	303
Extended CompStat Offenses	781	713
Non-UCR Offenses	592	610
Reports Generated	1367	1351
Street Checks	129	274
Traffic Cites	128	172
Misdemeanor Citations	37	22
Jail Bookings	94	139



Seized Drugs

TYPE	DOSES	STREET VALUE
Cocaine	162.0	\$ 1,134.00
Heroin	341.0	\$ 2,540.45
Marijuana	1695.3	\$ 5,628.30
Hallucinogens	84.3	\$ 168.61
Amphetamines	231.0	\$ 1,617.00
TOTAL	2513.6	\$ 11,088.36



CompStat & Extended CompStat Offenses - One Year

