



CITY COUNCIL DISTRICT #6 MONTHLY OFFENSE SUMMARY

May 2022

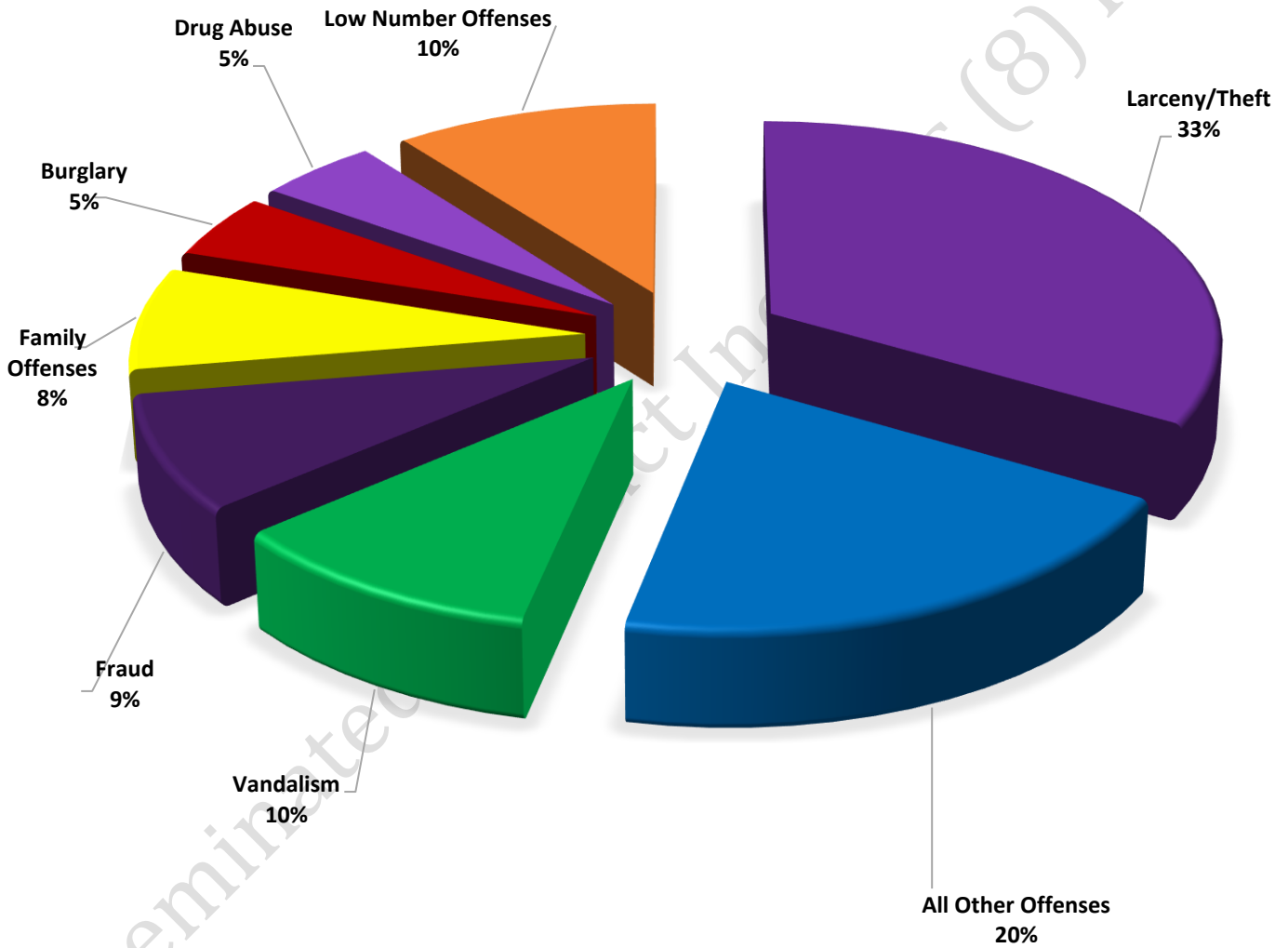
These figures represent preliminary counts of original Police Incident Reports and include all offenses within the above listed City Council District only. Full statistical analysis to determine the confidence level of this data has not been performed. The results contained herein are approximate in relation to the listed area and may not fully coincide with data shown in other areas of SLCPD's Crime Statistics page such as Calls for Service, Crimes Trending, and Crime Reports due to and reflective of departmental procedures that were in place at the time the event occurred and the date this data was compiled. Results displayed are not distinguished as attempted or completed crimes, do not include other calls for police service, and only represent police service where a report was made. Police Incident Reports are classified by primary offense categories as defined by the Uniform Crime Reporting (UCR) system, however for this report all offenses are included, and each incident may have more than one offense listed on it. In cases where there is more than one offense listed, all offenses are counted individually. Although every reasonable verification effort is made, the accuracy of any data is subject to the constraints of the report generation process as well as the manner, format, and point in time of any query.

-
- COMPSTAT OFFENSES:**
(Part I)
 Chosen by the FBI as Part I Offenses because they are serious crimes that occur with regularity in all areas of the country and are likely to be reported to Police.
 - EXTENDED COMPSTAT OFFENSES:**
(Part II)
 All other crimes other than the eight CompStat Offenses. The Uniform Crime Reporting Program gathers only arrest data for these offenses, however, SLCPD results displayed in this document display all of these, regardless of the presence of arrest data.
 - ALL OTHER OFFENSES:**
Under the Extended CompStat Offense section, 'All Other Offenses' include Peeping Tom, Trespass, Kidnap/Abduction, Pornography, Extortion/Blackmail, Bribery, Warrants, Sexual Offenses, Obstruction, Public Peace, and Hit & Run.
 - NON-UCR OFFENSES:**
Non-UCR Offenses include reports for all other offenses not classified as a CompStat or Extended CompStat Offense. Results displayed separate some of these offenses such as Ambulance Calls, Deaths, Missing Persons, Suicides, Suspicious Activity, and Traffic Accidents.
 - ALL OTHER NON-UCR:**
Under the Non-UCR category, 'All Other' include the remainder of offenses not classified as CompStat or CompStat Extended and not separated from the Non-UCR Offenses. These include things such as Loud Parties, Barking Dogs, Mentally Ill Subjects, Citizen Assistance, etc.
 - LOW NUMBER OFFENSES:**
On page two, in the interest of space and allowing for easier viewing, the category titled 'Low Number Offenses' include CompStat and Extended CompStat Offenses from page one that have totals under the amount of 3.

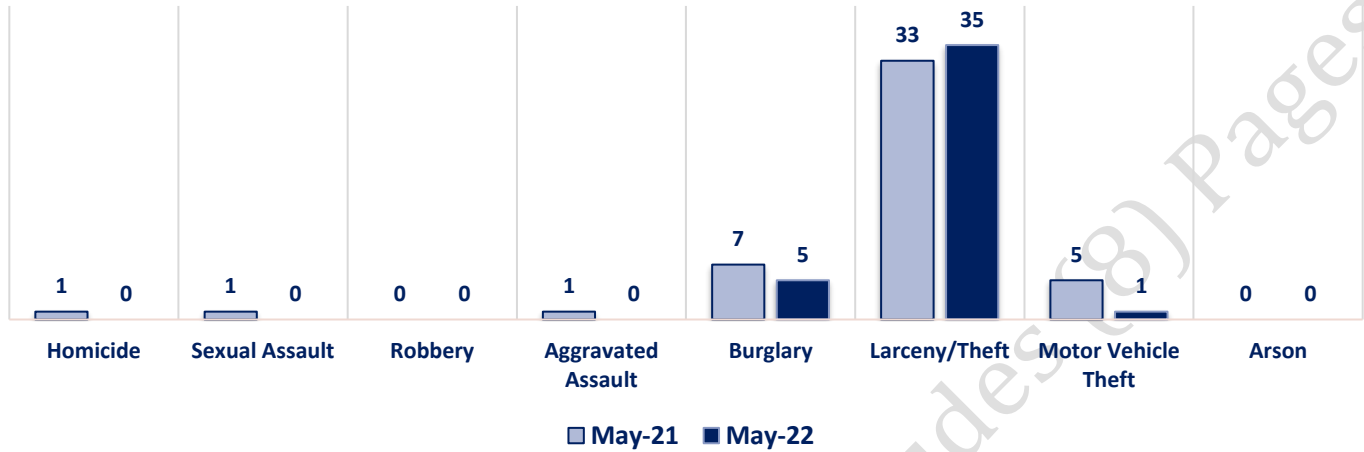
Offenses

		Offense	May-21	May-22	OFFENSE	May-21	May-22
COMPSTAT OFFENSES	VIOLENT	Homicide	1	0	Other Assaults	10	3
		Sexual Assault	1	0	Forgery/Counterfeiting	4	1
		Robbery	0	0	Fraud	4	9
		Aggravated Assault	1	0	Embezzlement	0	0
	PROPERTY	Burglary	7	5	Stolen Property	0	0
		Larceny/Theft	33	35	Vandalism	12	11
		Motor Vehicle Theft	5	1	Weapons	0	2
		Arson	0	0	Prostitution	0	0
		COMPSTAT TOTALS	48	41	Sex Offenses	0	1
NON-UCR OFFENSES	Ambulance Calls	2	3	Drug Abuse	0	5	
	Deaths	0	0	Gambling	0	0	
	Missing Persons	1	4	Family Offenses	12	8	
	Suicides	0	1	DUI	1	0	
	Suspicious Activity	4	5	Liquor Laws	0	0	
	Traffic Accidents	19	15	Drunkenness	1	1	
	All Other	43	34	Disorderly Conduct	2	2	
	NON-UCR TOTALS	69	62	All Other Offenses	24	21	
	COMPSTAT OFFENSES	48	41	Curfew/Loitering	0	0	
	EXTENDED COMPSTAT OFFENSES	70	64	EXTENDED COMPSTAT TOTALS	70	64	
TOTALS	NON-UCR OFFENSES	69	62				
	TOTAL	187	167				

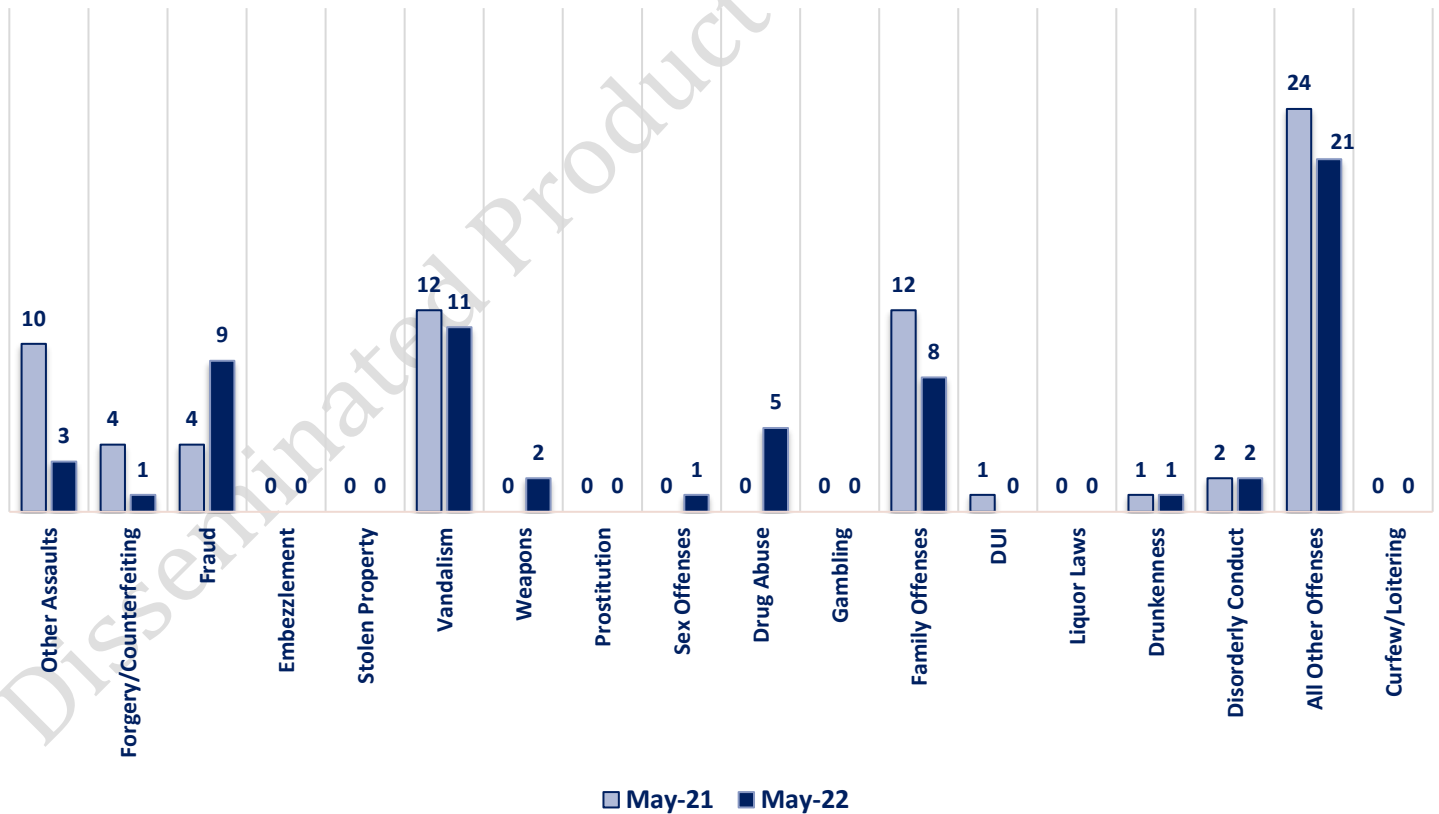
MAY 2022 - COMPSTAT AND EXTENDED COMPSTAT OFFENSE PERCENTAGES



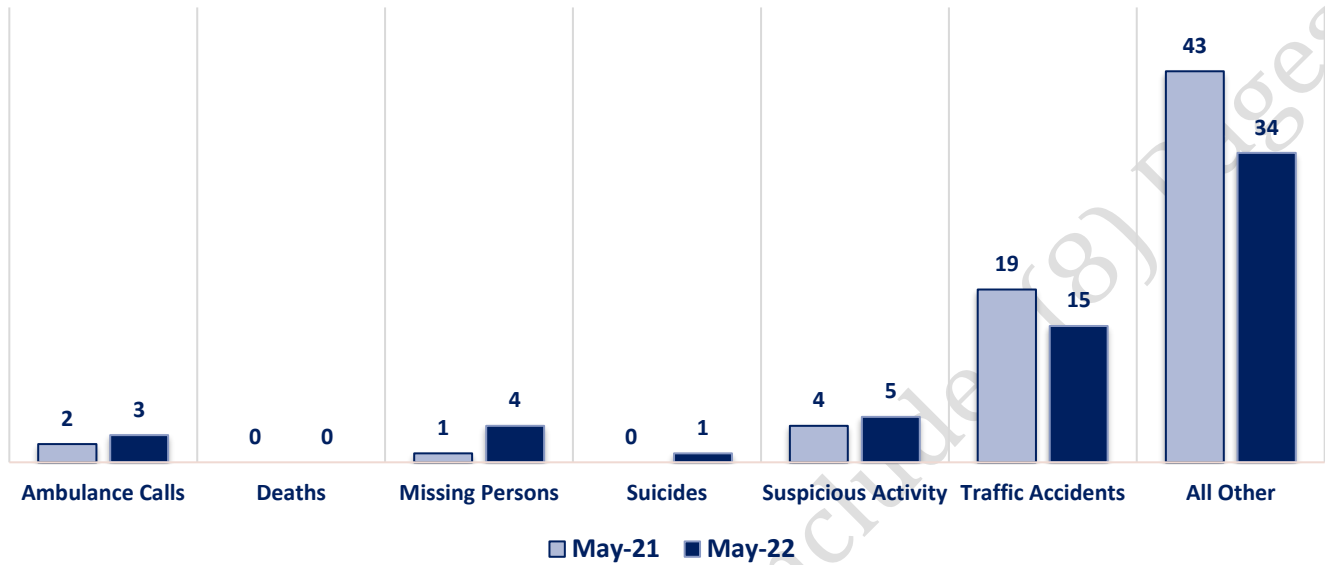
CompStat Offenses



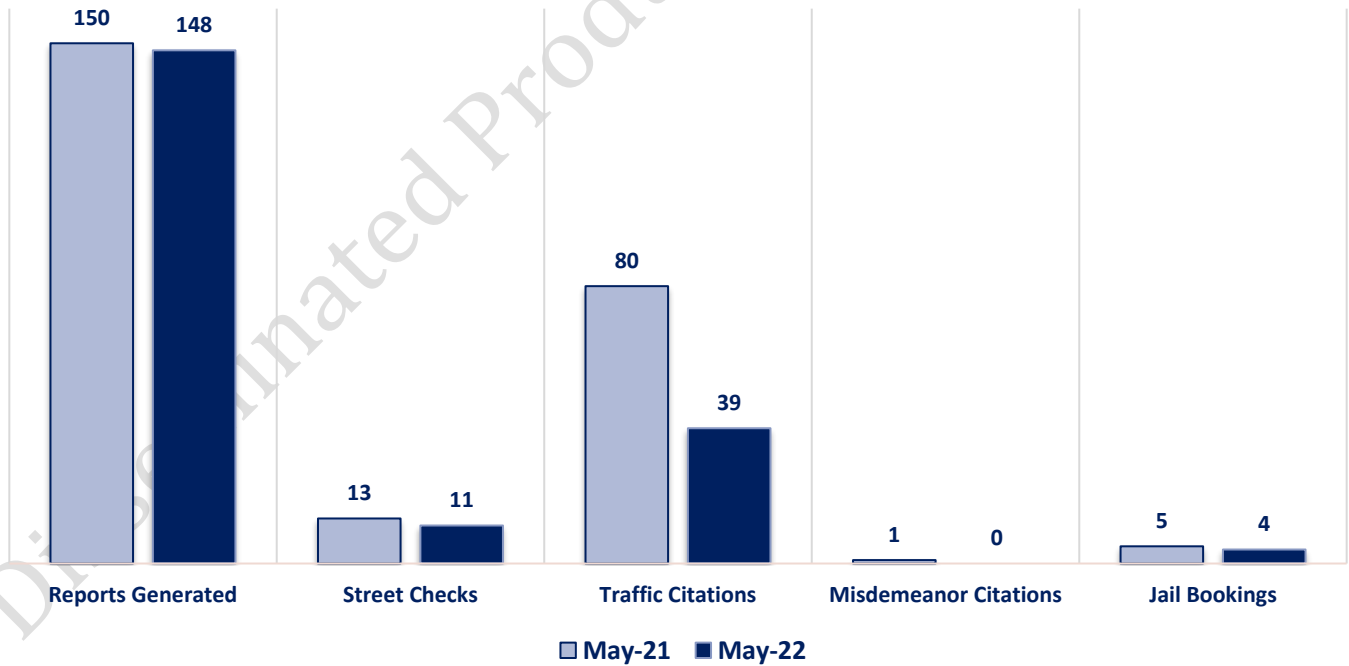
Extended CompStat Offenses



Non-UCR Offenses

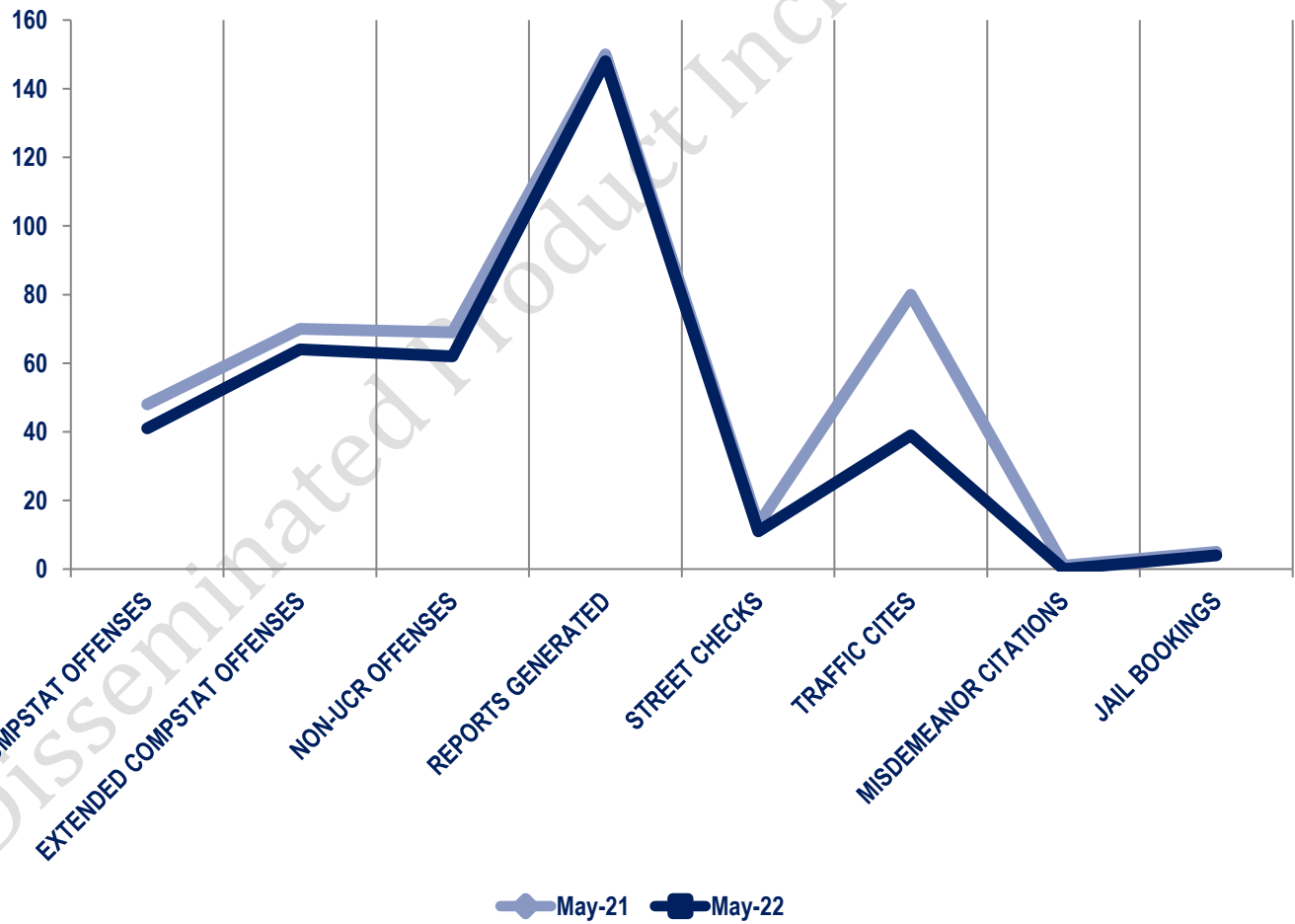


Other Event Totals



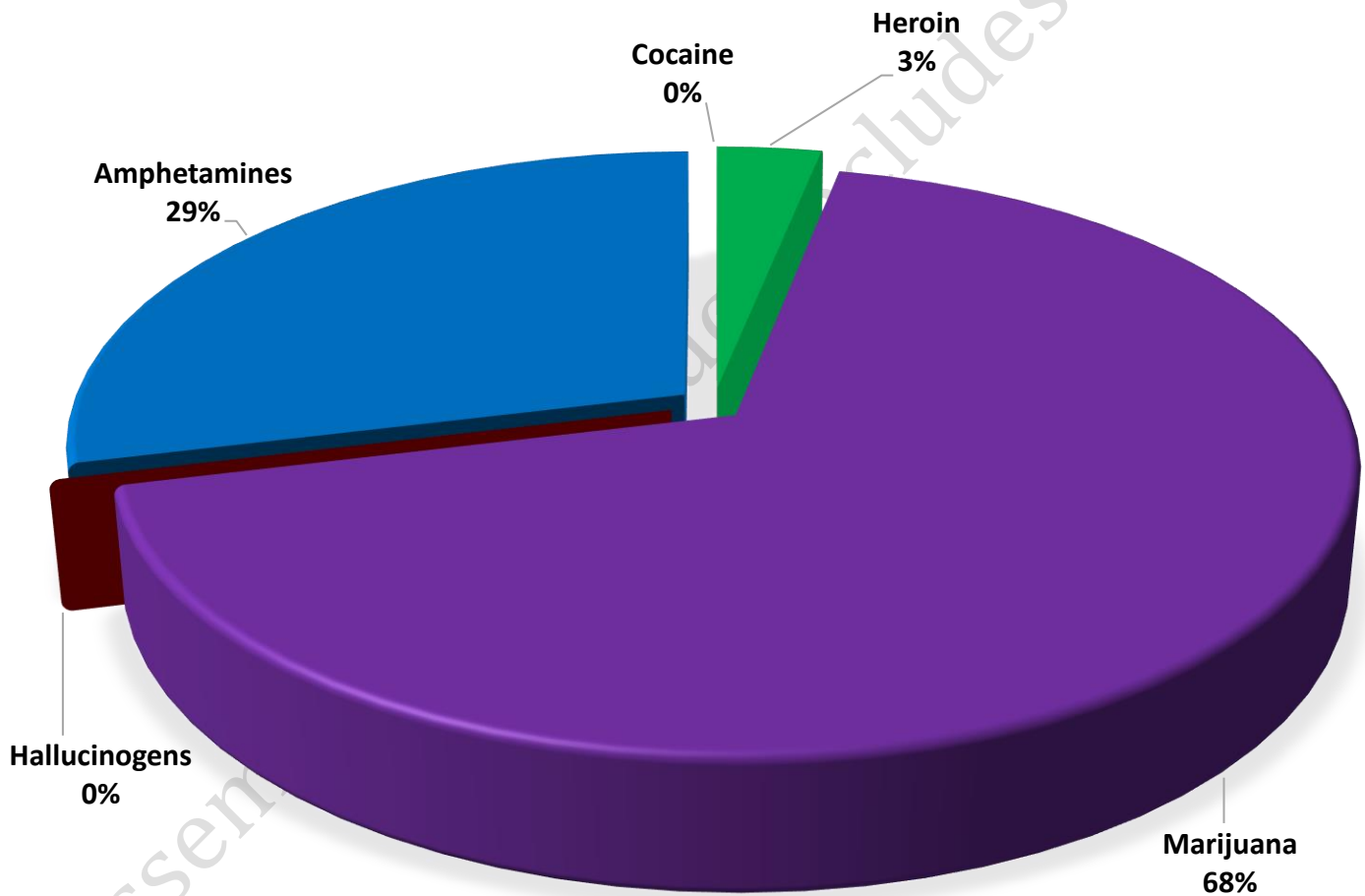
Combined Offense/Event Trends

	MAY 2021	MAY 2022
CompStat Offenses	48	41
Extended CompStat Offenses	70	64
Non-UCR Offenses	69	62
Reports Generated	150	148
Street Checks	13	11
Traffic Cites	80	39
Misdemeanor Citations	1	0
Jail Bookings	5	4



Seized Drugs

TYPE	DOSES	STREET VALUE	
Cocaine	0.0	\$	-
Heroin	2.0	\$	14.90
Marijuana	42.5	\$	141.12
Hallucinogens	0.0	\$	-
Amphetamines	18.0	\$	126.00
TOTAL	62.5	\$	282.02



CompStat & Extended CompStat Offenses - One Year

