



CITY COUNCIL DISTRICT #7 MONTHLY OFFENSE SUMMARY

May 2022

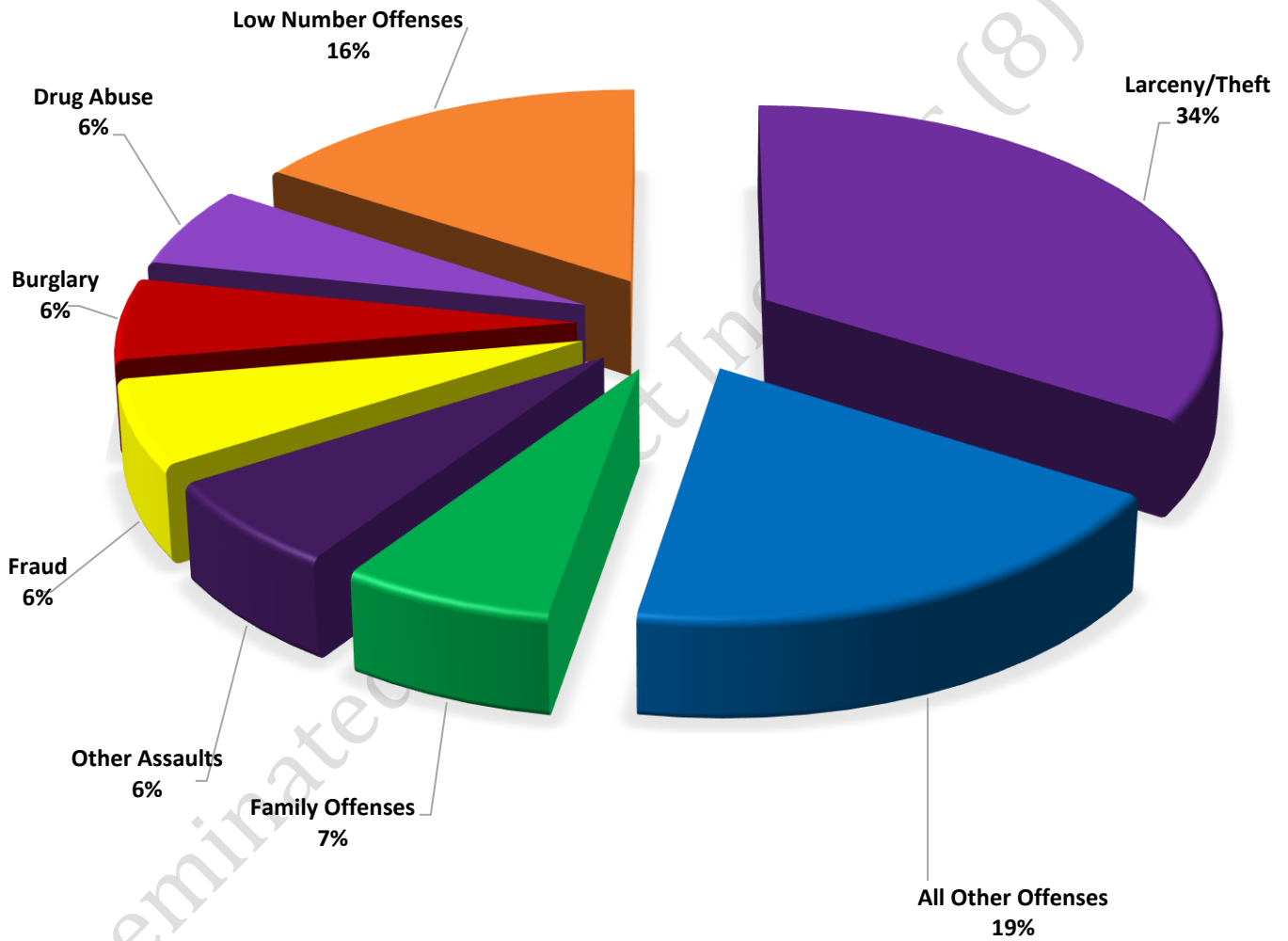
These figures represent preliminary counts of original Police Incident Reports and include all offenses within the above listed City Council District only. Full statistical analysis to determine the confidence level of this data has not been performed. The results contained herein are approximate in relation to the listed area and may not fully coincide with data shown in other areas of SLCPD's Crime Statistics page such as Calls for Service, Crimes Trending, and Crime Reports due to and reflective of departmental procedures that were in place at the time the event occurred and the date this data was compiled. Results displayed are not distinguished as attempted or completed crimes, do not include other calls for police service, and only represent police service where a report was made. Police Incident Reports are classified by primary offense categories as defined by the Uniform Crime Reporting (UCR) system, however for this report all offenses are included, and each incident may have more than one offense listed on it. In cases where there is more than one offense listed, all offenses are counted individually. Although every reasonable verification effort is made, the accuracy of any data is subject to the constraints of the report generation process as well as the manner, format, and point in time of any query.

-
- COMPSTAT OFFENSES:** (Part I) Chosen by the FBI as Part I Offenses because they are serious crimes that occur with regularity in all areas of the country and are likely to be reported to Police.
 - EXTENDED COMPSTAT OFFENSES:** (Part II) All other crimes other than the eight CompStat Offenses. The Uniform Crime Reporting Program gathers only arrest data for these offenses, however, SLCPD results displayed in this document display all of these, regardless of the presence of arrest data.
 - ALL OTHER OFFENSES:** Under the Extended CompStat Offense section, 'All Other Offenses' include Peeping Tom, Trespass, Kidnap/Abduction, Pornography, Extortion/Blackmail, Bribery, Warrants, Sexual Offenses, Obstruction, Public Peace, and Hit & Run.
 - NON-UCR OFFENSES:** Non-UCR Offenses include reports for all other offenses not classified as a CompStat or Extended CompStat Offense. Results displayed separate some of these offenses such as Ambulance Calls, Deaths, Missing Persons, Suicides, Suspicious Activity, and Traffic Accidents.
 - ALL OTHER NON-UCR:** Under the Non-UCR category, 'All Other' include the remainder of offenses not classified as CompStat or CompStat Extended and not separated from the Non-UCR Offenses. These include things such as Loud Parties, Barking Dogs, Mentally Ill Subjects, Citizen Assistance, etc.
 - LOW NUMBER OFFENSES:** On page two, in the interest of space and allowing for easier viewing, the category titled 'Low Number Offenses' include CompStat and Extended CompStat Offenses from page one that have totals under the amount of 16.

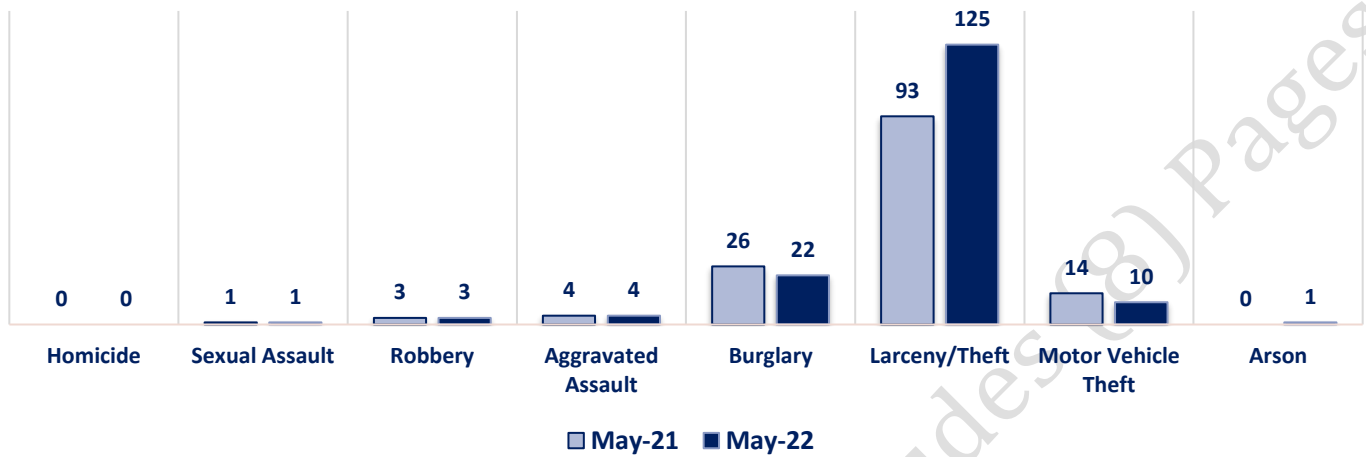
Offenses

		Offense	May-21	May-22	OFFENSE	May-21	May-22
COMPSTAT OFFENSES	VIOLENT	Homicide	0	0	Other Assaults	23	24
		Sexual Assault	1	1	Forgery/Counterfeiting	4	3
		Robbery	3	3	Fraud	24	23
		Aggravated Assault	4	4	Embezzlement	0	0
	PROPERTY	Burglary	26	22	Stolen Property	1	3
		Larceny/Theft	93	125	Vandalism	21	16
		Motor Vehicle Theft	14	10	Weapons	1	1
		Arson	0	1	Prostitution	0	0
		COMPSTAT TOTALS	141	166	Sex Offenses	1	2
NON-UCR OFFENSES	Ambulance Calls	6	3	Drug Abuse	4	22	
	Deaths	4	1	Gambling	0	0	
	Missing Persons	2	2	Family Offenses	16	25	
	Suicides	0	0	DUI	3	5	
	Suspicious Activity	14	7	Liquor Laws	0	1	
	Traffic Accidents	46	55	Drunkenness	0	3	
	All Other	68	93	Disorderly Conduct	0	5	
	NON-UCR TOTALS	140	161	All Other Offenses	65	69	
	COMPSTAT OFFENSES	141	166	Curfew/Loitering	0	0	
	EXTENDED COMPSTAT OFFENSES	163	202	EXTENDED COMPSTAT TOTALS	163	202	
TOTALS	NON-UCR OFFENSES	140	161				
	TOTAL	444	529				

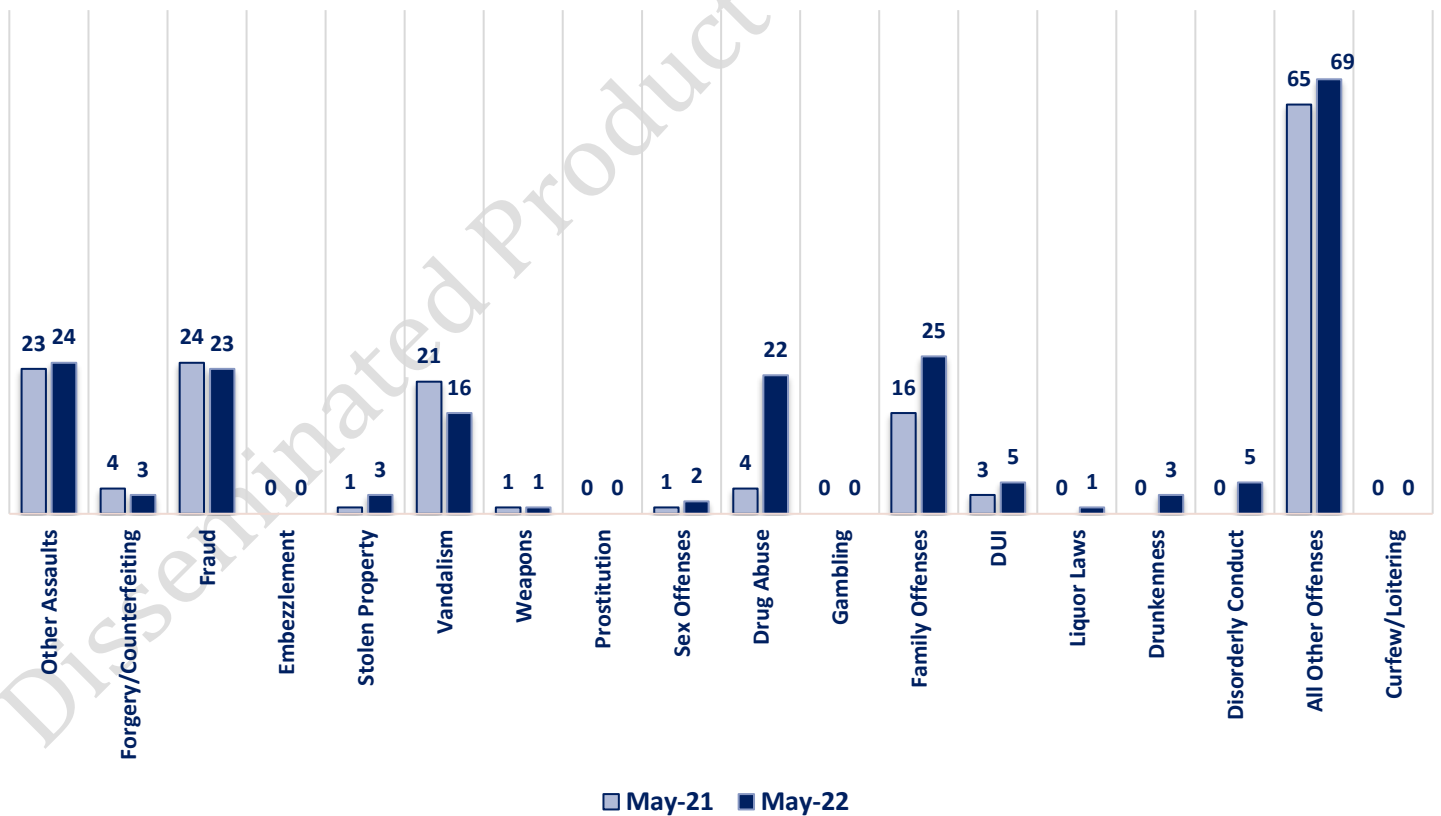
MAY 2022 - COMPSTAT AND EXTENDED COMPSTAT OFFENSE PERCENTAGES



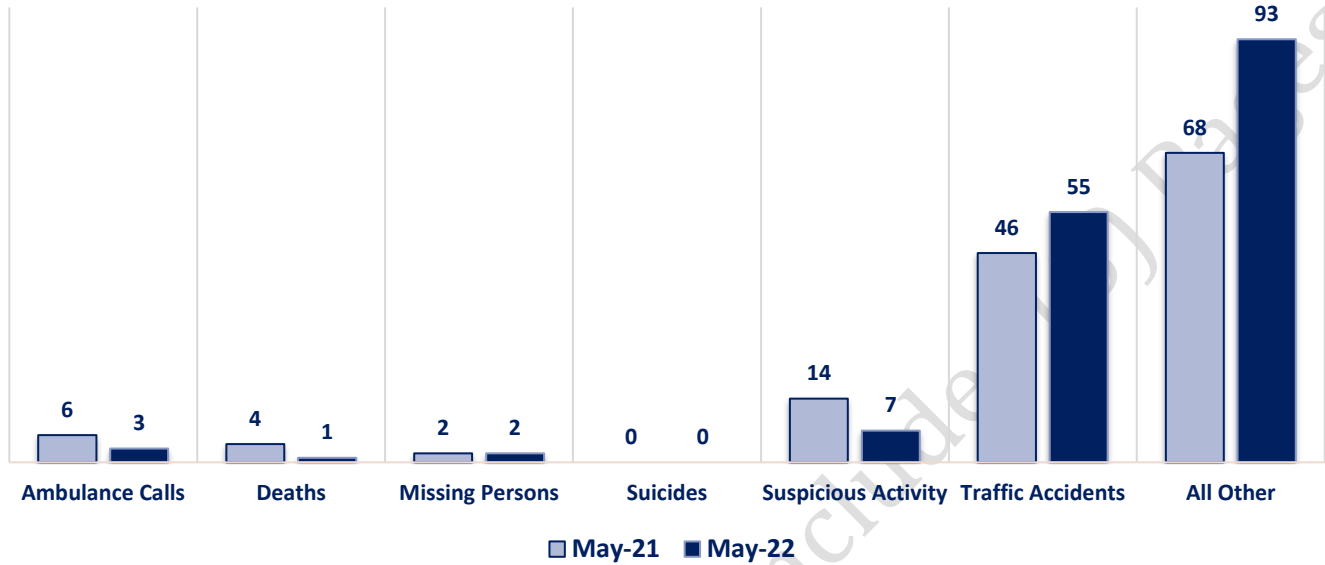
CompStat Offenses



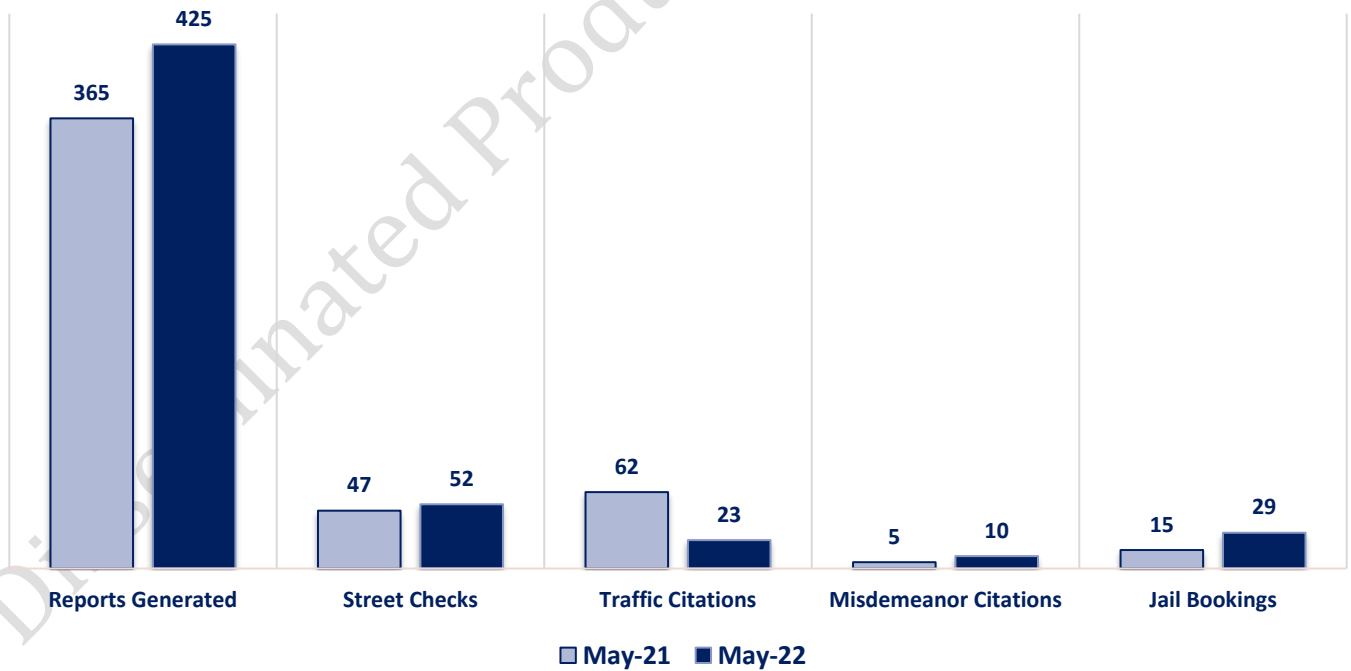
Extended CompStat Offenses



Non-UCR Offenses

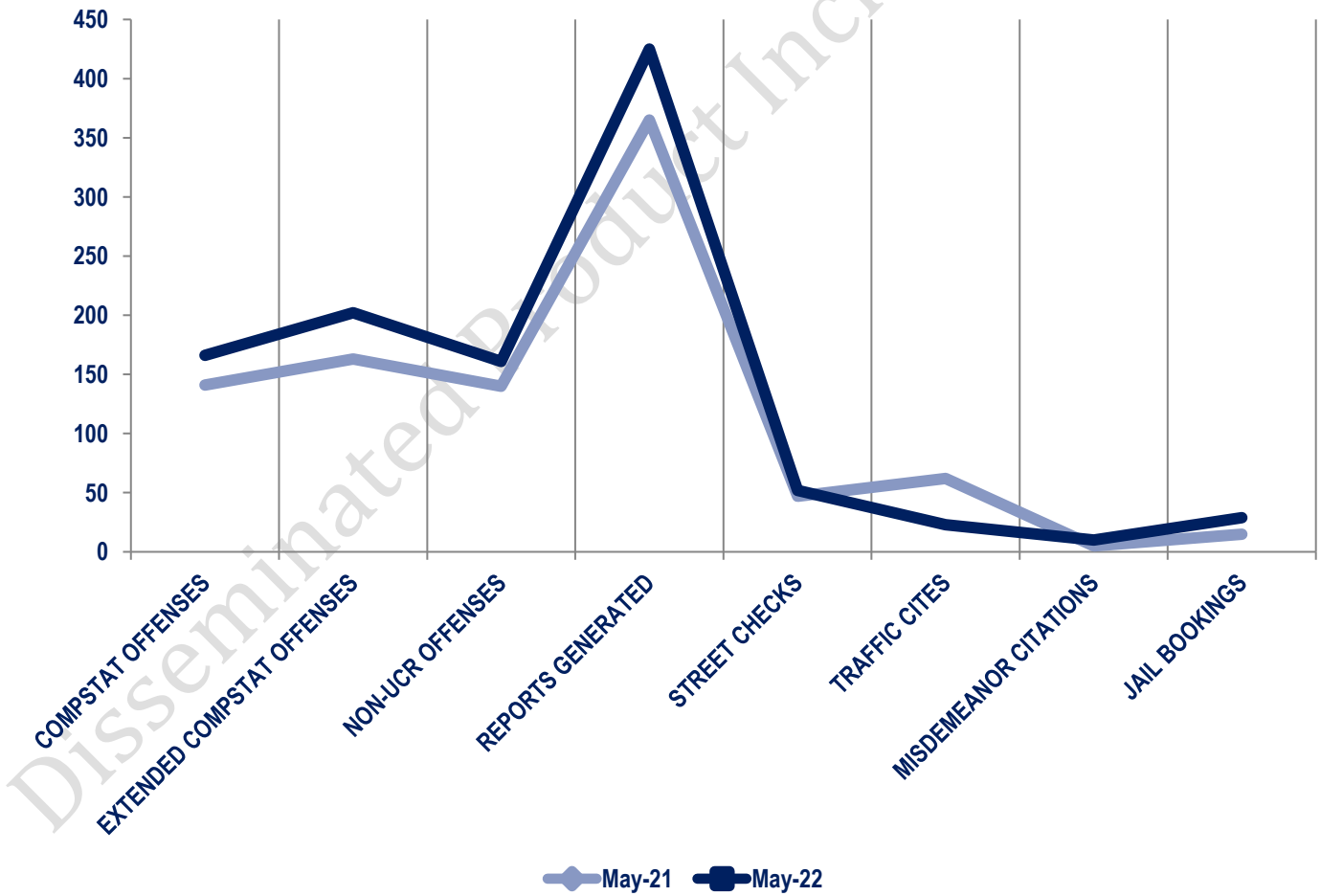


Other Event Totals



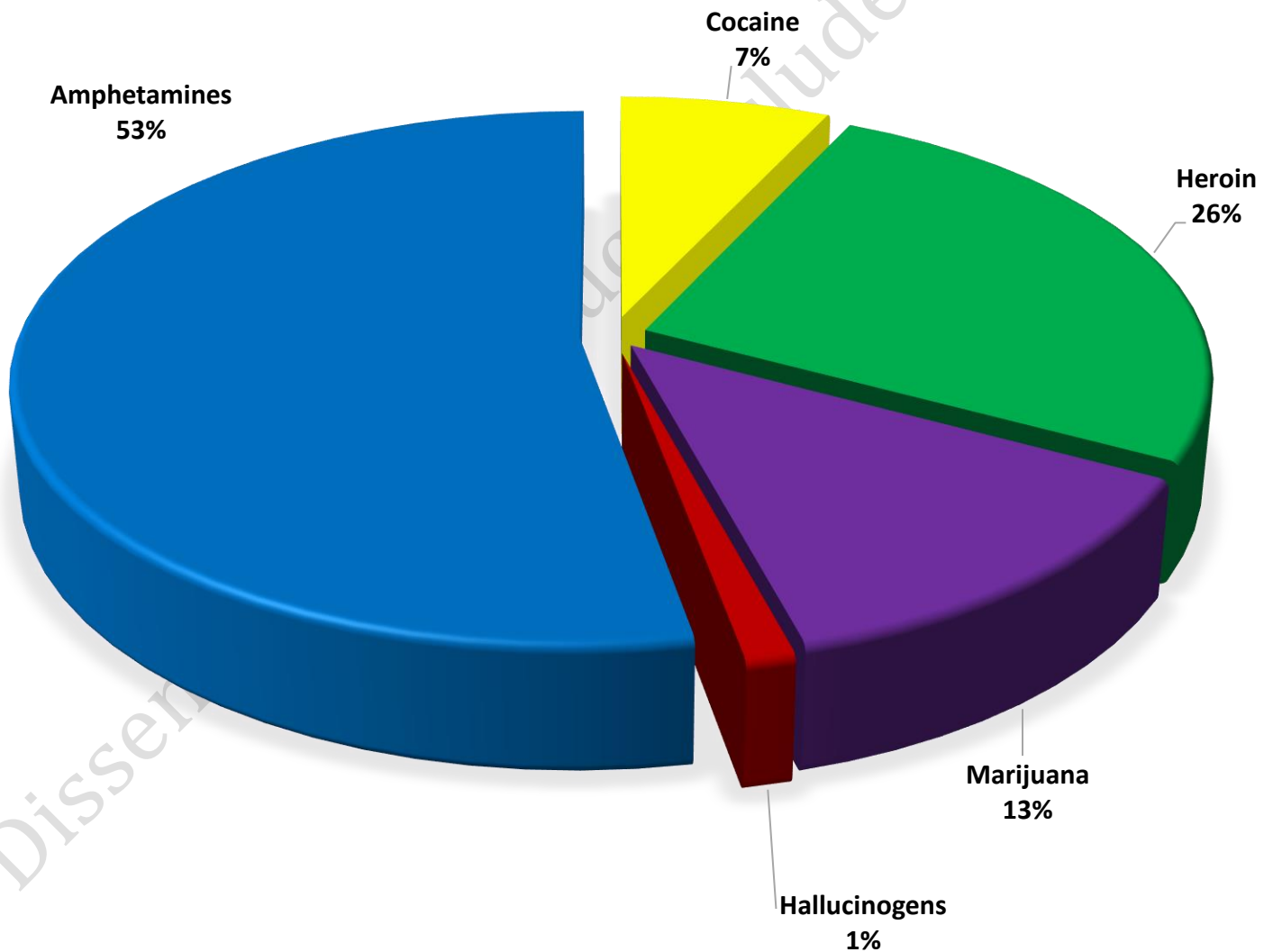
Combined Offense/Event Trends

	MAY 2021	MAY 2022
CompStat Offenses	141	166
Extended CompStat Offenses	163	202
Non-UCR Offenses	140	161
Reports Generated	365	425
Street Checks	47	52
Traffic Cites	62	23
Misdemeanor Citations	5	10
Jail Bookings	15	29

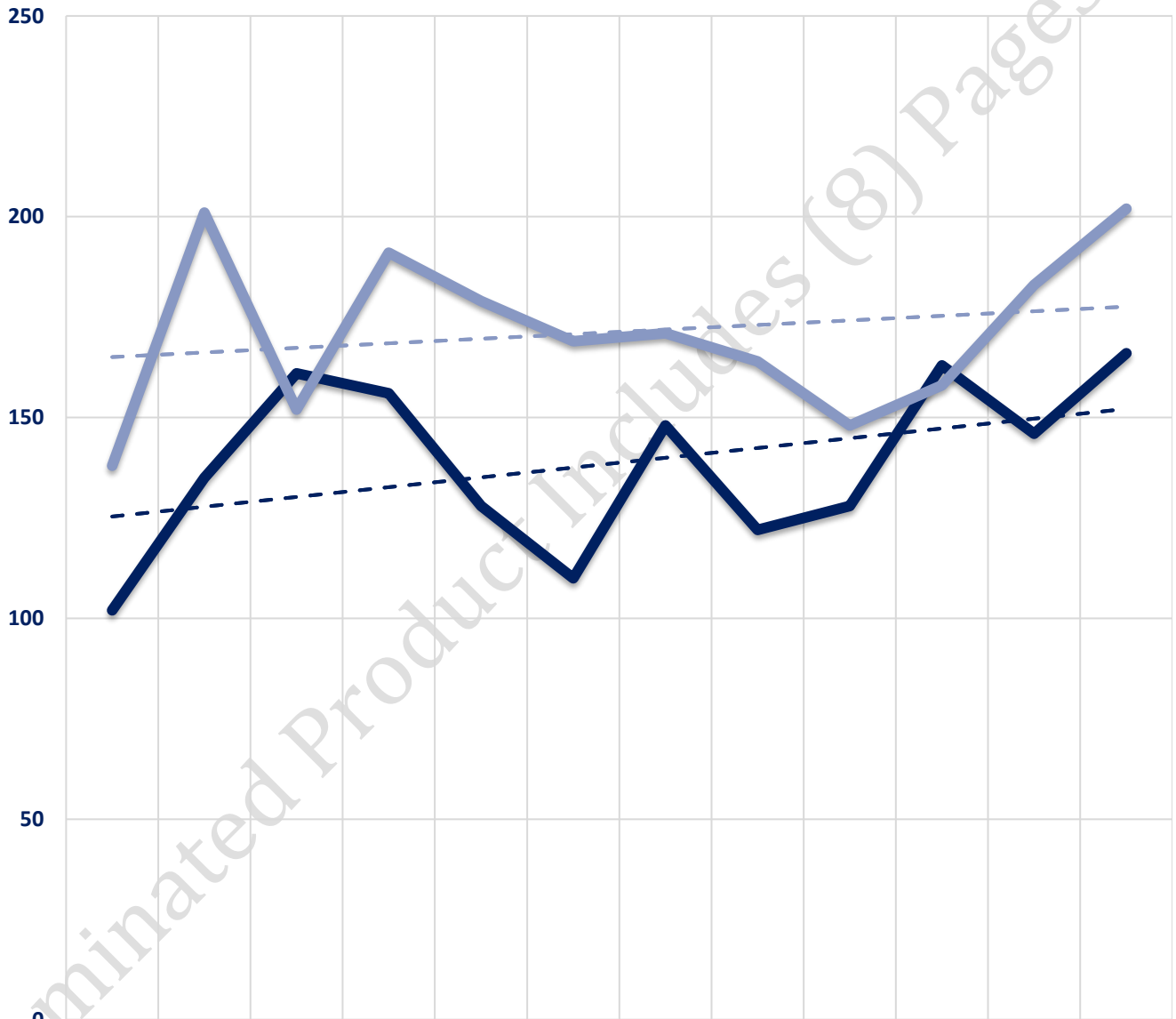


Seized Drugs

TYPE	DOSES	STREET VALUE
Cocaine	45.0	\$ 315.00
Heroin	166.0	\$ 1,236.70
Marijuana	83.2	\$ 276.38
Hallucinogens	7.9	\$ 15.87
Amphetamines	340.0	\$ 2,380.00
TOTAL	642.2	\$ 4,223.95



CompStat & Extended CompStat Offenses - One Year



	JUN 2021	JUL 2021	AUG 2021	SEPT 2021	OCT 2021	NOV 2021	DEC 2021	JAN 2022	FEB 2022	MAR 2022	APR 2022	MAY 2022
CompStat	102	135	161	156	128	110	148	122	128	163	146	166
Extended CompStat	138	201	152	191	179	169	171	164	148	158	183	202

-- Part II Linear Forecast

-- Linear (Extended CompStat)