



CITY COUNCIL DISTRICT #1 MONTHLY OFFENSE SUMMARY

June 2022

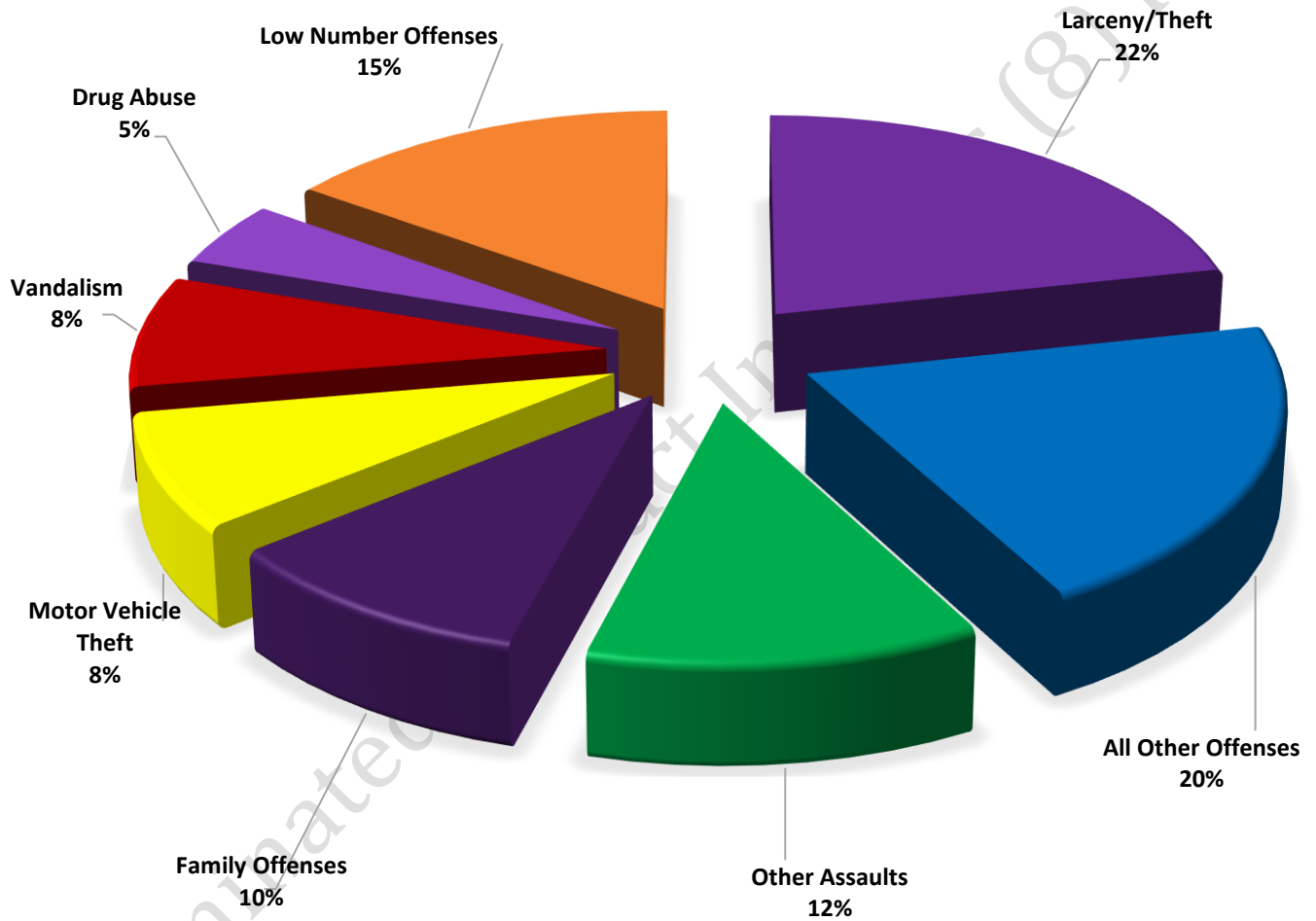
These figures represent preliminary counts of original Police Incident Reports and include all offenses within the above listed City Council District only. Full statistical analysis to determine the confidence level of this data has not been performed. The results contained herein are approximate in relation to the listed area and may not fully coincide with data shown in other areas of SLCPD's Crime Statistics page such as Calls for Service, Crimes Trending, and Crime Reports due to and reflective of departmental procedures that were in place at the time the event occurred and the date this data was compiled. Results displayed are not distinguished as attempted or completed crimes, do not include other calls for police service, and only represent police service where a report was made. Police Incident Reports are classified by primary offense categories as defined by the Uniform Crime Reporting (UCR) system, however for this report all offenses are included, and each incident may have more than one offense listed on it. In cases where there is more than one offense listed, all offenses are counted individually. Although every reasonable verification effort is made, the accuracy of any data is subject to the constraints of the report generation process as well as the manner, format, and point in time of any query.

COMPSTAT OFFENSES: (Part I)	Chosen by the FBI as Part I Offenses because they are serious crimes that occur with regularity in all areas of the country and are likely to be reported to Police.
EXTENDED COMPSTAT OFFENSES: (Part II)	All other crimes other than the eight CompStat Offenses. The Uniform Crime Reporting Program gathers only arrest data for these offenses, however, SLCPD results displayed in this document display all of these, regardless of the presence of arrest data.
ALL OTHER OFFENSES:	Under the Extended CompStat Offense section, 'All Other Offenses' include Peeping Tom, Trespass, Kidnap/Abduction, Pornography, Extortion/Blackmail, Bribery, Warrants, Sexual Offenses, Obstruction, Public Peace, and Hit & Run.
NON-UCR OFFENSES:	Non-UCR Offenses include reports for all other offenses not classified as a CompStat or Extended CompStat Offense. Results displayed separate some of these offenses such as Ambulance Calls, Deaths, Missing Persons, Suicides, Suspicious Activity, and Traffic Accidents.
ALL OTHER NON-UCR:	Under the Non-UCR category, 'All Other' include the remainder of offenses not classified as CompStat or CompStat Extended and not separated from the Non-UCR Offenses. These include things such as Loud Parties, Barking Dogs, Mentally Ill Subjects, Citizen Assistance, etc.
LOW NUMBER OFFENSES:	On page two, in the interest of space and allowing for easier viewing, the category titled 'Low Number Offenses' include CompStat and Extended CompStat Offenses from page one that have totals under the amount of 12.

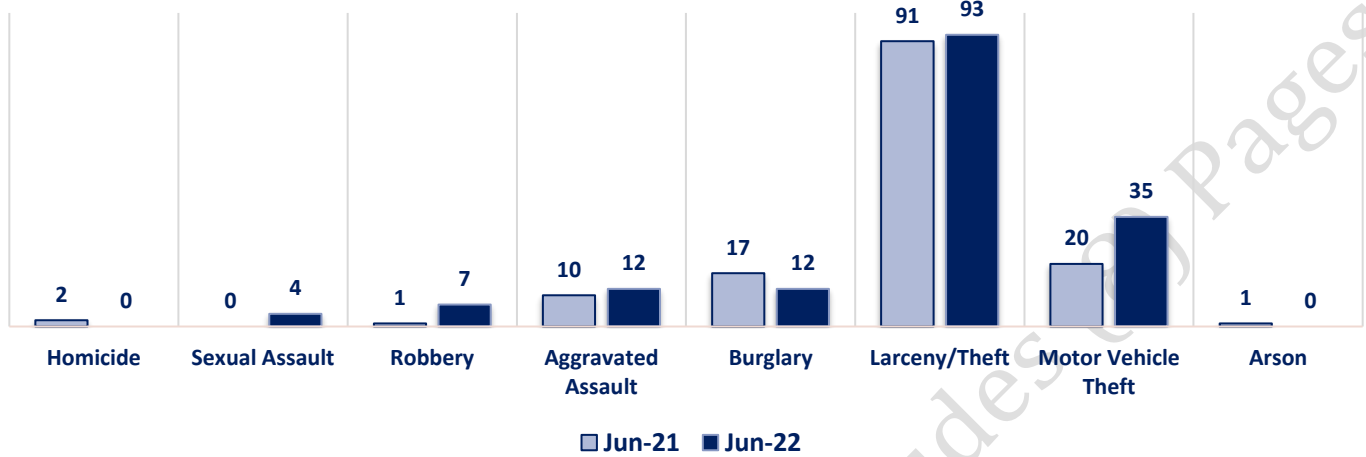
Offenses

		Offense	Jun-21	Jun-22	OFFENSE	Jun-21	Jun-22
COMPSTAT OFFENSES	VIOLENT	Homicide	2	0	Other Assaults	41	52
		Sexual Assault	0	4	Forgery/Counterfeiting	2	1
		Robbery	1	7	Fraud	6	7
		Aggravated Assault	10	12	Embezzlement	0	0
	PROPERTY	Burglary	17	12	Stolen Property	6	3
		Larceny/Theft	91	93	Vandalism	32	34
		Motor Vehicle Theft	20	35	Weapons	10	6
		Arson	1	0	Prostitution	0	0
		COMPSTAT TOTALS	142	163	Sex Offenses	2	0
NON-UCR OFFENSES	Ambulance Calls	10	13	Drug Abuse	11	20	
	Deaths	9	6	Gambling	0	0	
	Missing Persons	2	10	Family Offenses	36	43	
	Suicides	0	1	DUI	1	4	
	Suspicious Activity	14	17	Liquor Laws	0	0	
	Traffic Accidents	29	28	Drunkenness	2	4	
	All Other	113	142	Disorderly Conduct	4	5	
	NON-UCR TOTALS	177	217	All Other Offenses	63	88	
	COMPSTAT OFFENSES	142	163	Curfew/Loitering	0	0	
	EXTENDED COMPSTAT OFFENSES	216	267	EXTENDED COMPSTAT TOTALS	216	267	
TOTALS	NON-UCR OFFENSES	177	217				
	TOTAL	535	647				

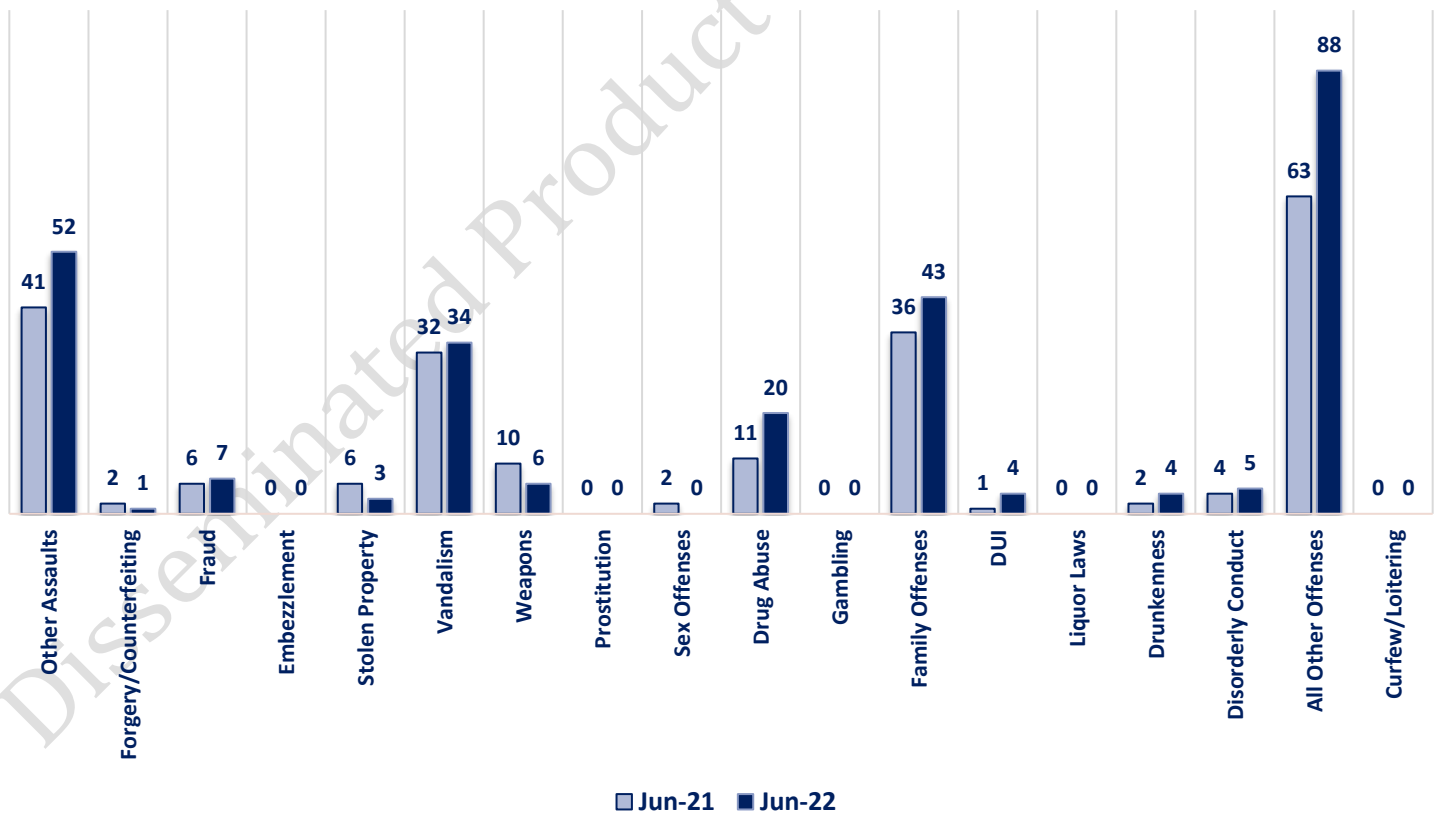
JUNE 2022 - COMPSTAT AND EXTENDED COMPSTAT OFFENSE PERCENTAGES



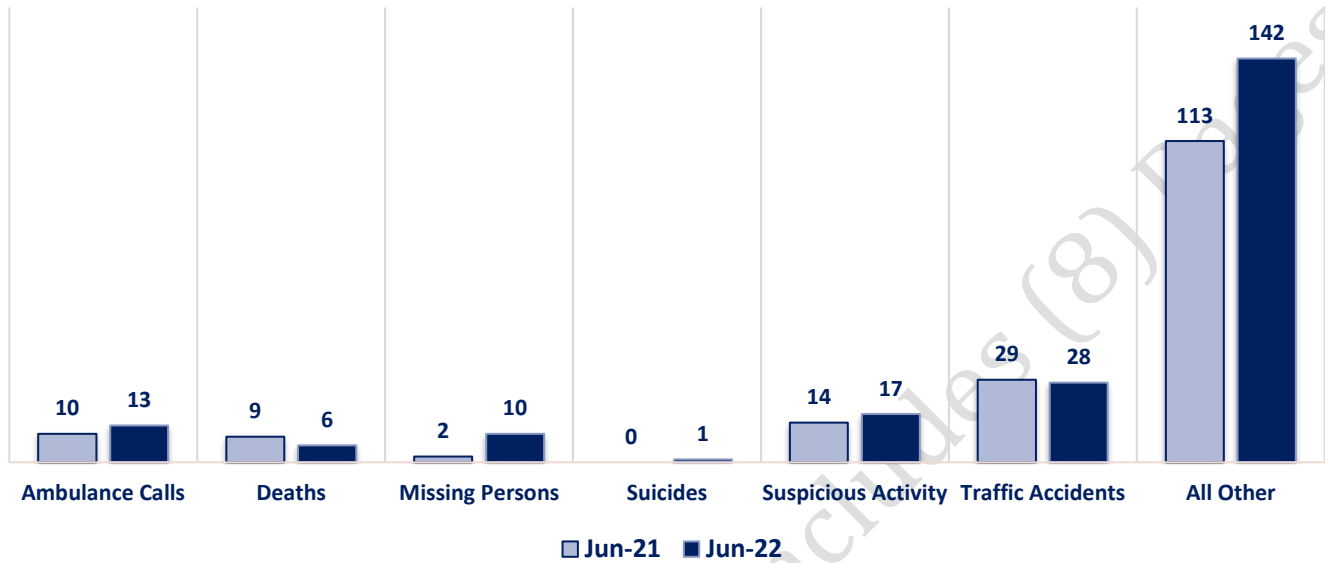
CompStat Offenses



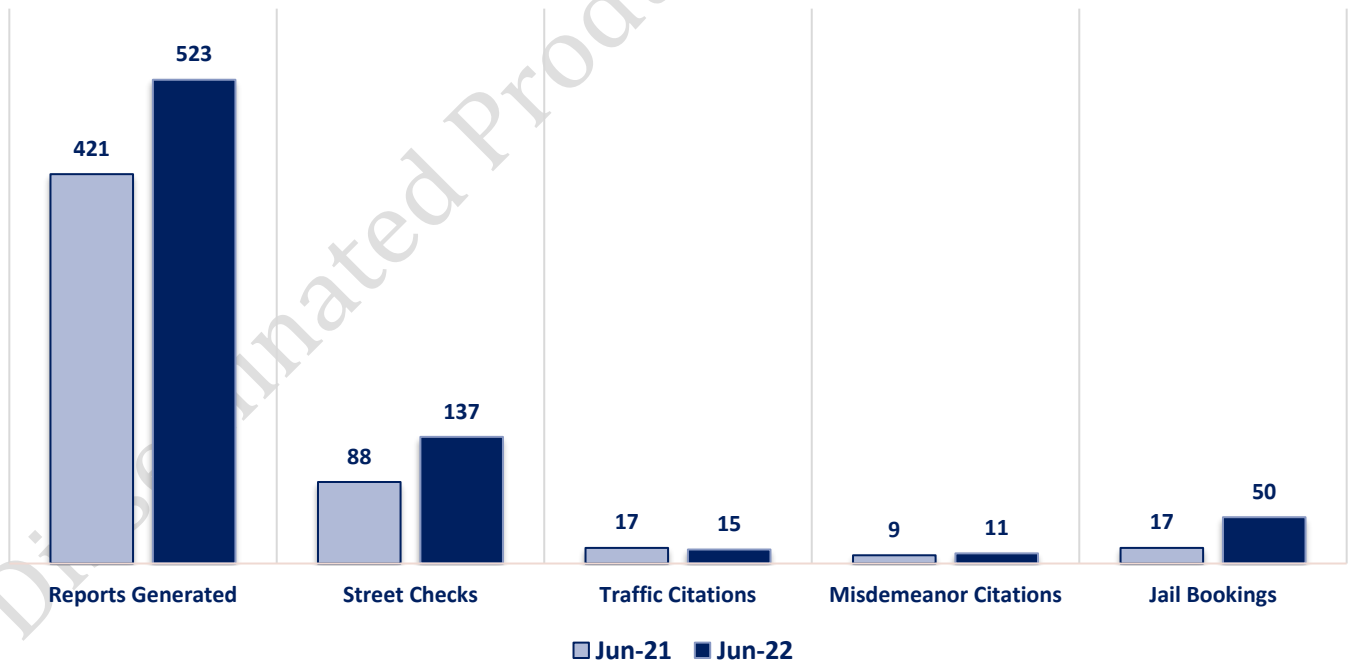
Extended CompStat Offenses



Non-UCR Offenses

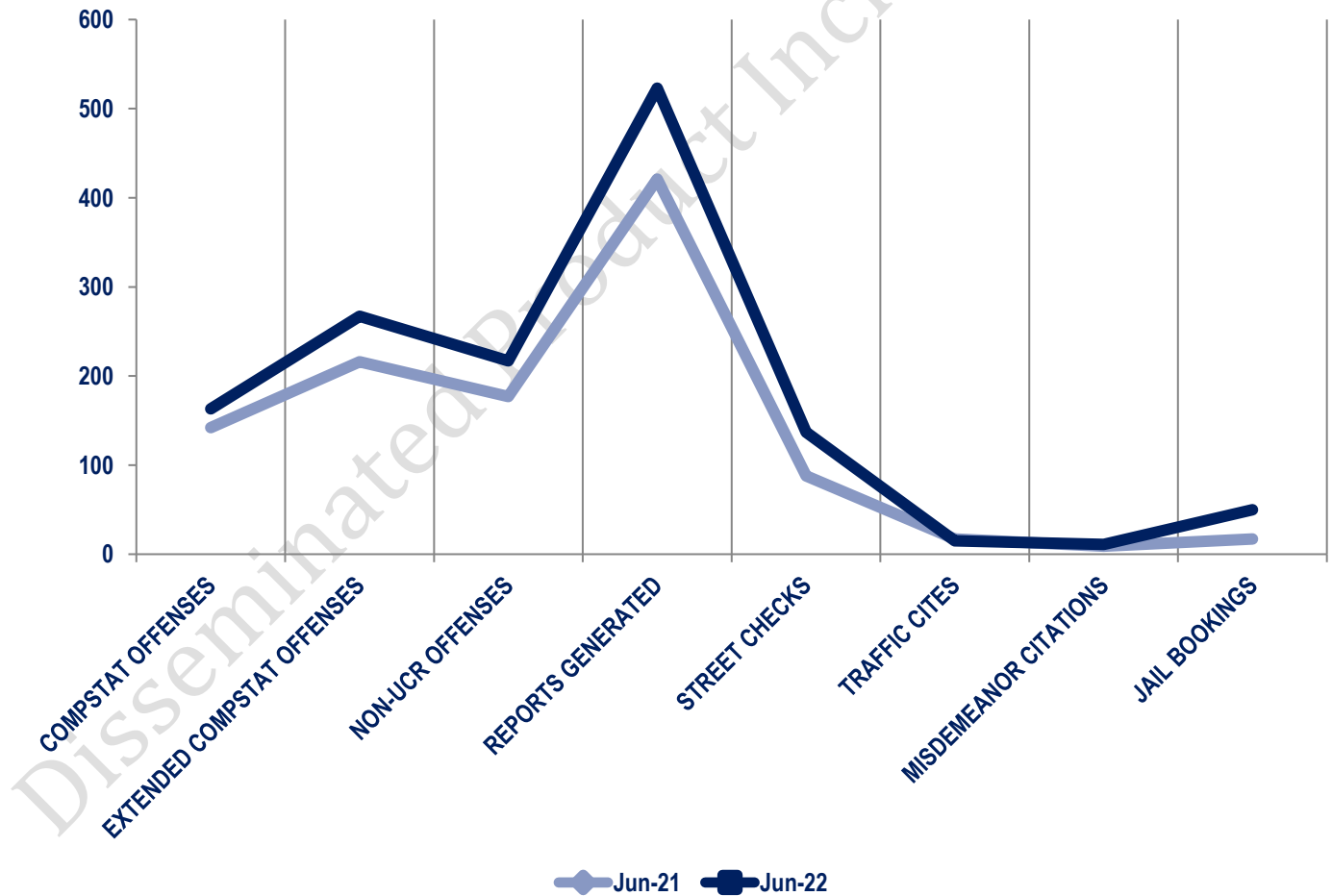


Other Event Totals



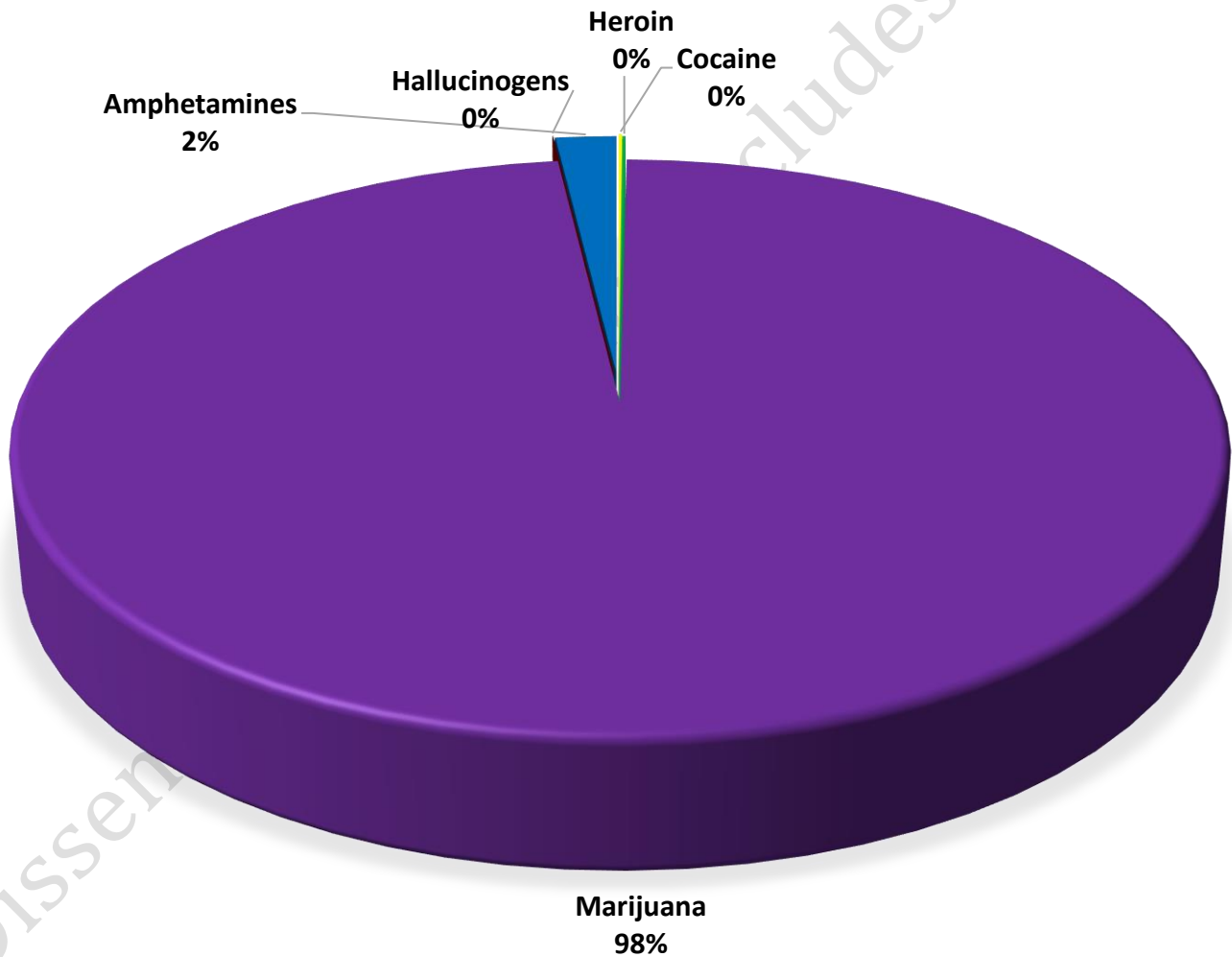
Combined Offense/Event Trends

	JUNE 2021	JUNE 2022
CompStat Offenses	142	163
Extended CompStat Offenses	216	267
Non-UCR Offenses	177	217
Reports Generated	421	523
Street Checks	88	137
Traffic Cites	17	15
Misdemeanor Citations	9	11
Jail Bookings	17	50

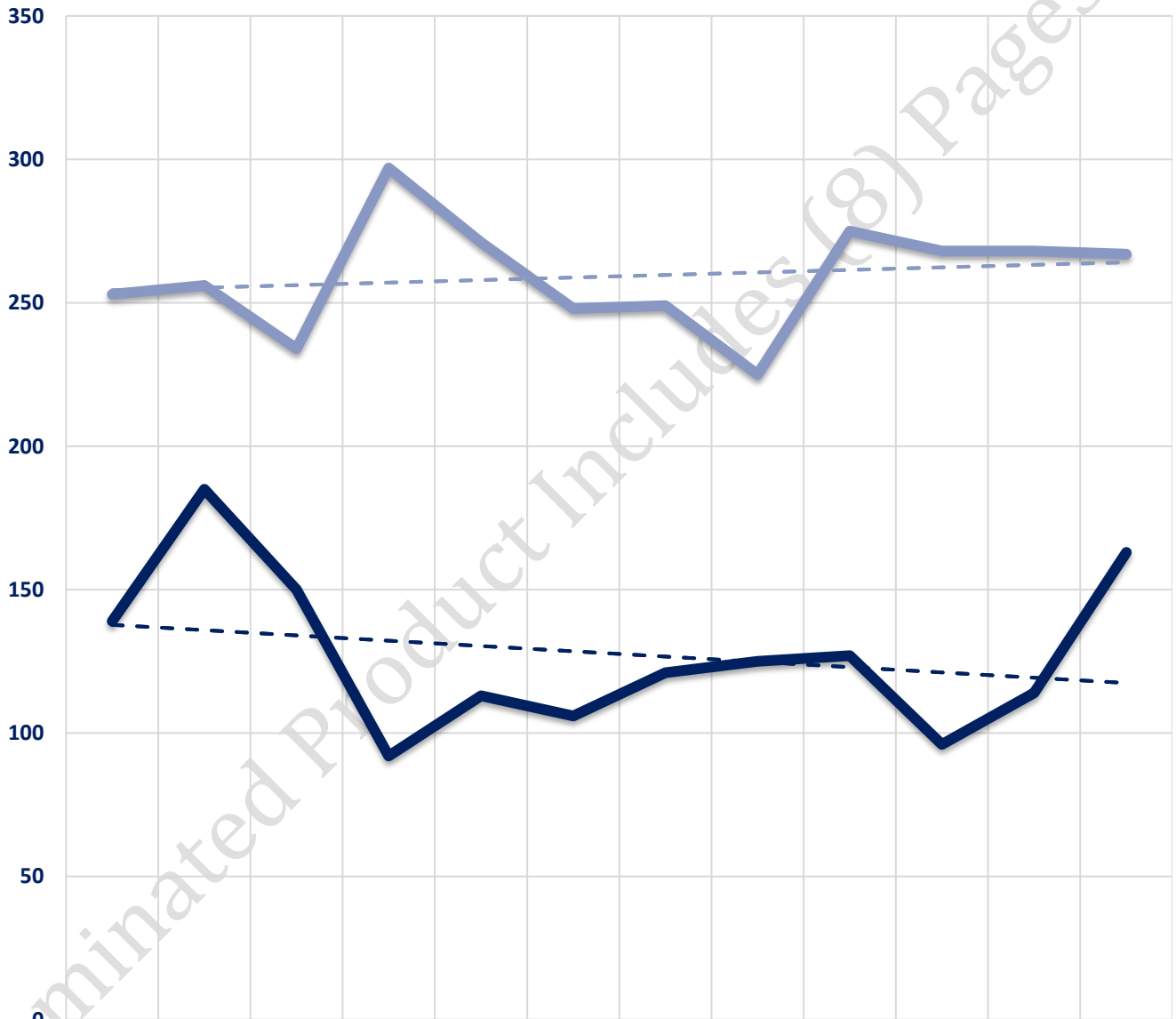


Seized Drugs

TYPE	DOSES	STREET VALUE
Cocaine	57.0	\$ 399.00
Heroin	49.0	\$ 365.05
Marijuana	48639.4	\$ 161,482.76
Hallucinogens	0.0	\$ -
Amphetamines	945.2	\$ 6,616.40
TOTAL	49690.6	\$ 168,863.21



CompStat & Extended CompStat Offenses - One Year



	JUL 2021	AUG 2021	SEPT 2021	OCT 2021	NOV 2021	DEC 2021	JAN 2022	FEB 2022	MAR 2022	APR 2022	MAY 2022	JUN 2022
CompStat	139	185	150	92	113	106	121	125	127	96	114	163
Extended CompStat	253	256	234	297	271	248	249	225	275	268	268	267

-- Part II Linear Forecast

-- Linear (Extended CompStat)