



CITY COUNCIL DISTRICT #4 MONTHLY OFFENSE SUMMARY

June 2022

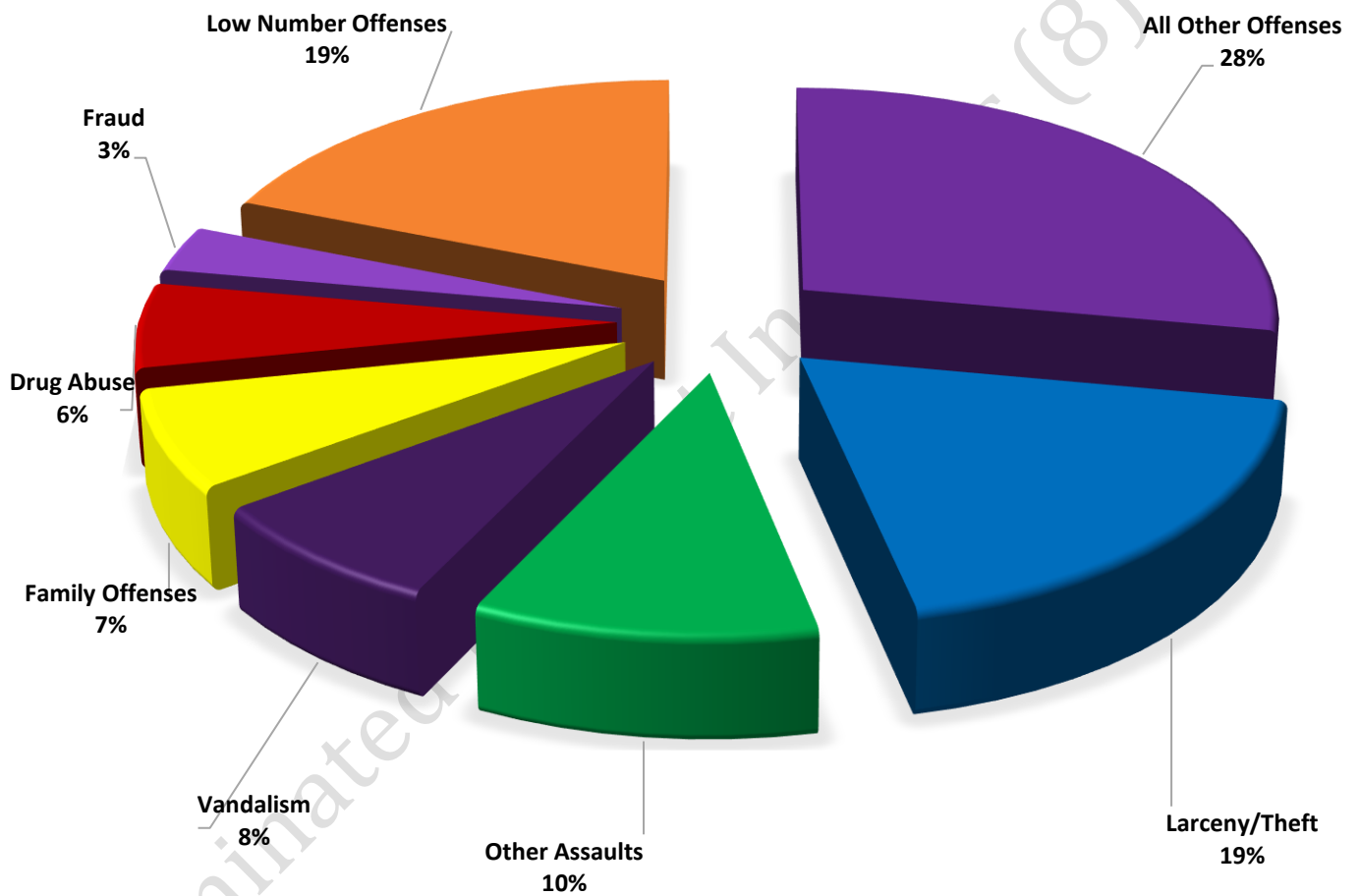
These figures represent preliminary counts of original Police Incident Reports and include all offenses within the above listed City Council District only. Full statistical analysis to determine the confidence level of this data has not been performed. The results contained herein are approximate in relation to the listed area and may not fully coincide with data shown in other areas of SLCPD's Crime Statistics page such as Calls for Service, Crimes Trending, and Crime Reports due to and reflective of departmental procedures that were in place at the time the event occurred and the date this data was compiled. Results displayed are not distinguished as attempted or completed crimes, do not include other calls for police service, and only represent police service where a report was made. Police Incident Reports are classified by primary offense categories as defined by the Uniform Crime Reporting (UCR) system, however for this report all offenses are included, and each incident may have more than one offense listed on it. In cases where there is more than one offense listed, all offenses are counted individually. Although every reasonable verification effort is made, the accuracy of any data is subject to the constraints of the report generation process as well as the manner, format, and point in time of any query.

-
- COMPSTAT OFFENSES:** (Part I) Chosen by the FBI as Part I Offenses because they are serious crimes that occur with regularity in all areas of the country and are likely to be reported to Police.
 - EXTENDED COMPSTAT OFFENSES:** (Part II) All other crimes other than the eight CompStat Offenses. The Uniform Crime Reporting Program gathers only arrest data for these offenses, however, SLCPD results displayed in this document display all of these, regardless of the presence of arrest data.
 - ALL OTHER OFFENSES:** Under the Extended CompStat Offense section, 'All Other Offenses' include Peeping Tom, Trespass, Kidnap/Abduction, Pornography, Extortion/Blackmail, Bribery, Warrants, Sexual Offenses, Obstruction, Public Peace, and Hit & Run.
 - NON-UCR OFFENSES:** Non-UCR Offenses include reports for all other offenses not classified as a CompStat or Extended CompStat Offense. Results displayed separate some of these offenses such as Ambulance Calls, Deaths, Missing Persons, Suicides, Suspicious Activity, and Traffic Accidents.
 - ALL OTHER NON-UCR:** Under the Non-UCR category, 'All Other' include the remainder of offenses not classified as CompStat or CompStat Extended and not separated from the Non-UCR Offenses. These include things such as Loud Parties, Barking Dogs, Mentally Ill Subjects, Citizen Assistance, etc.
 - LOW NUMBER OFFENSES:** On page two, in the interest of space and allowing for easier viewing, the category titled 'Low Number Offenses' include CompStat and Extended CompStat Offenses from page one that have totals under the amount of 31.

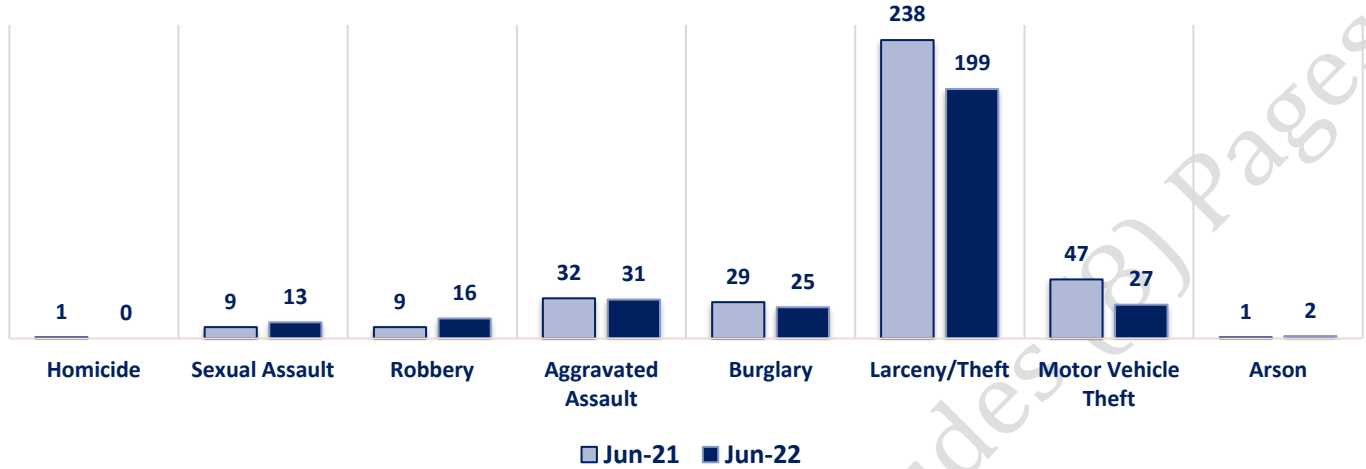
Offenses

		Offense	Jun-21	Jun-22	OFFENSE	Jun-21	Jun-22
COMPSTAT OFFENSES	VIOLENT	Homicide	1	0	Other Assaults	142	111
		Sexual Assault	9	13	Forgery/Counterfeiting	9	6
		Robbery	9	16	Fraud	43	34
		Aggravated Assault	32	31	Embezzlement	0	0
	PROPERTY	Burglary	29	25	Stolen Property	14	5
		Larceny/Theft	238	199	Vandalism	101	82
		Motor Vehicle Theft	47	27	Weapons	11	9
		Arson	1	2	Prostitution	0	0
		COMPSTAT TOTALS	366	313	Sex Offenses	8	6
NON-UCR OFFENSES	Ambulance Calls	84	78	Drug Abuse	88	63	
	Deaths	3	8	Gambling	0	0	
	Missing Persons	16	19	Family Offenses	39	73	
	Suicides	0	1	DUI	14	6	
	Suspicious Activity	39	33	Liquor Laws	5	1	
	Traffic Accidents	102	98	Drunkenness	25	20	
	All Other	365	353	Disorderly Conduct	45	31	
	NON-UCR TOTALS	609	590	All Other Offenses	261	295	
	COMPSTAT OFFENSES	366	313	Curfew/Loitering	0	3	
	TOTALS	EXTENDED COMPSTAT OFFENSES	805	745	EXTENDED COMPSTAT TOTALS	805	745
NON-UCR OFFENSES	609	590					
TOTAL	1780	1648					

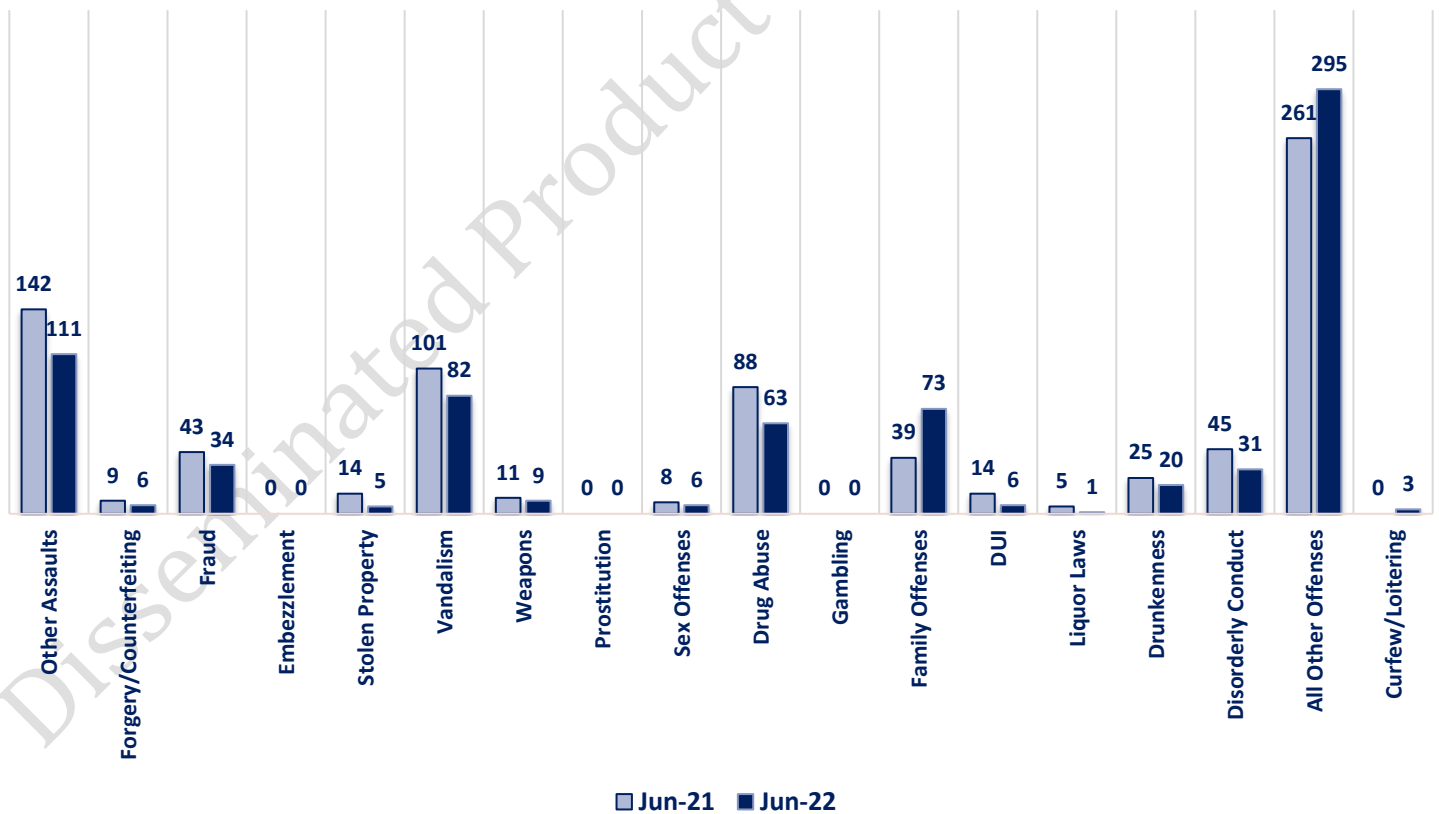
JUNE 2022 - COMPSTAT AND EXTENDED COMPSTAT OFFENSE PERCENTAGES



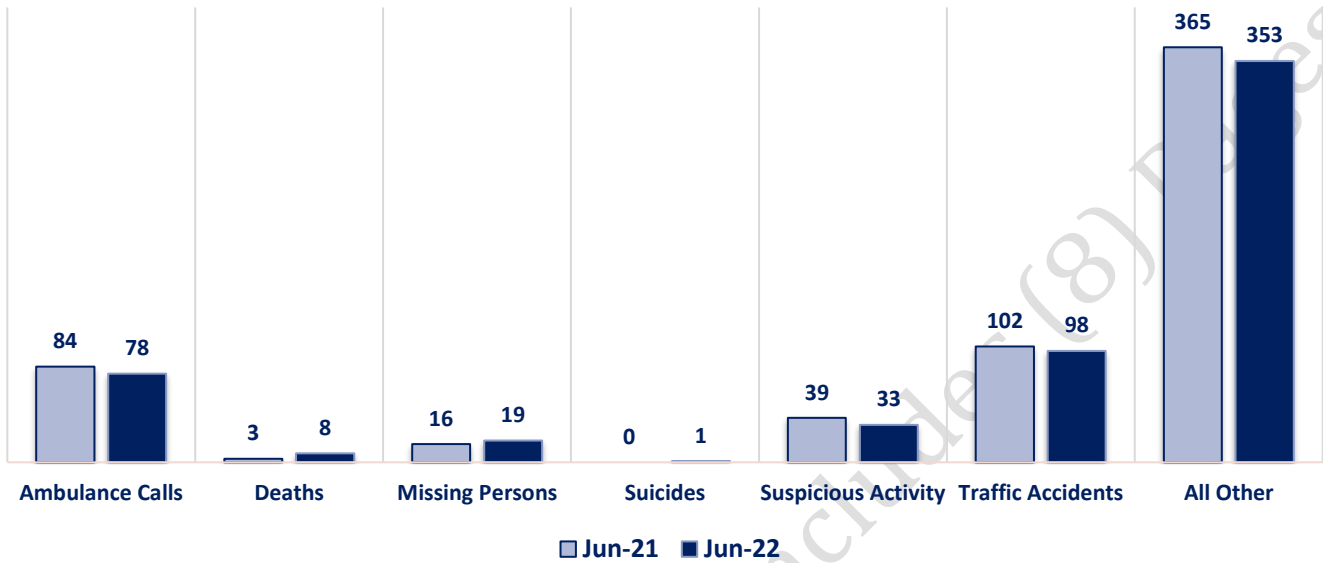
CompStat Offenses



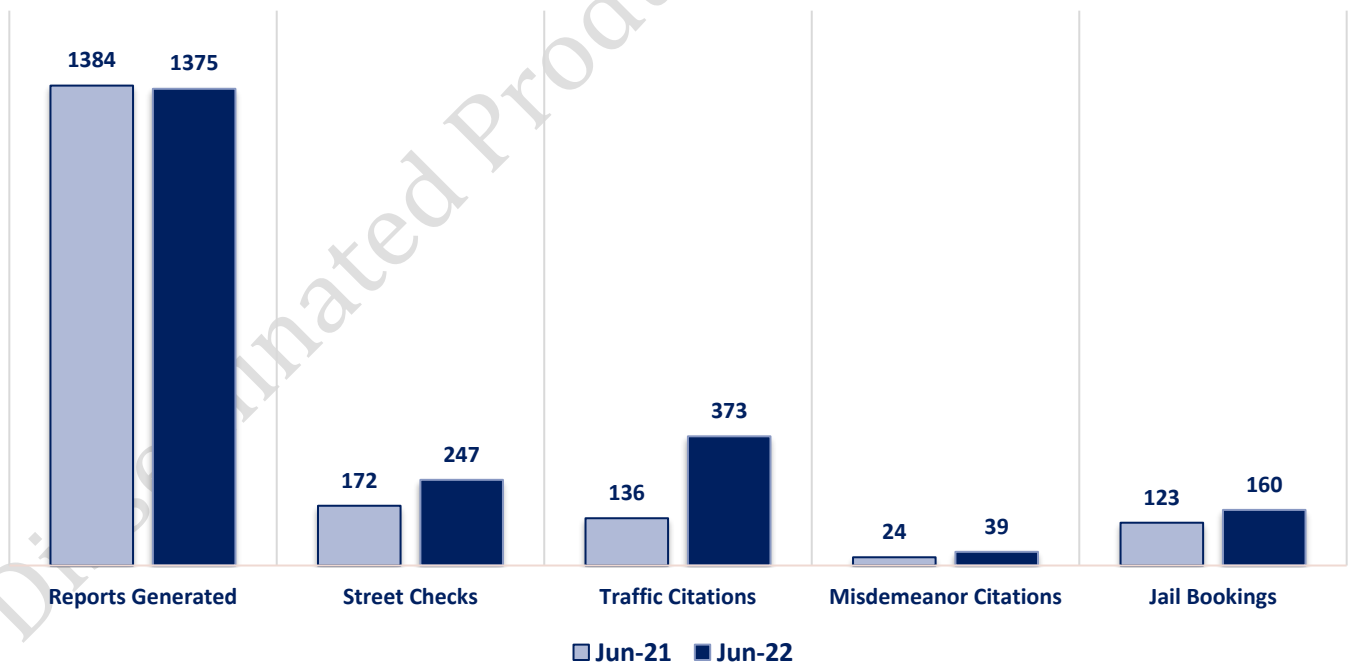
Extended CompStat Offenses



Non-UCR Offenses

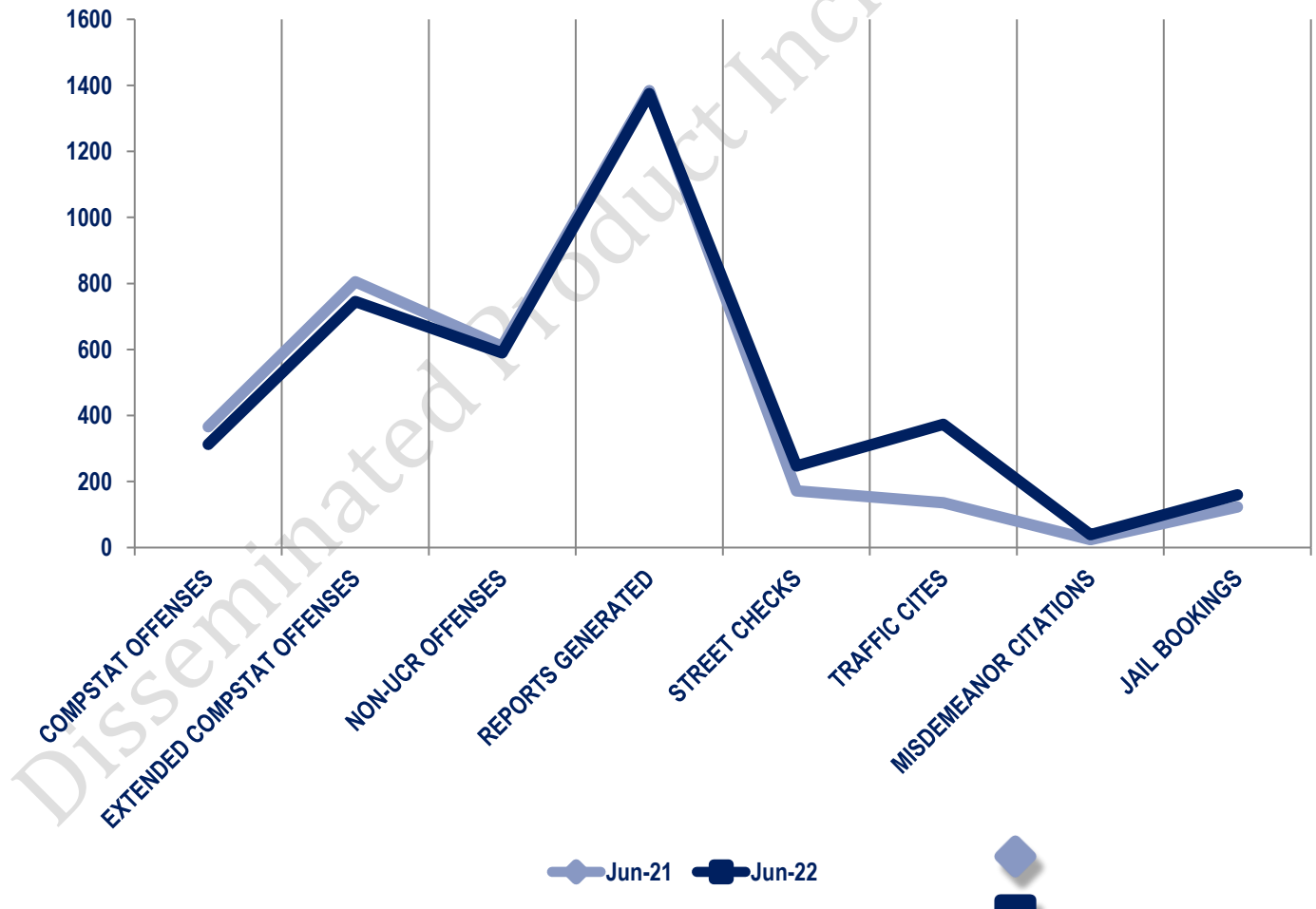


Other Event Totals



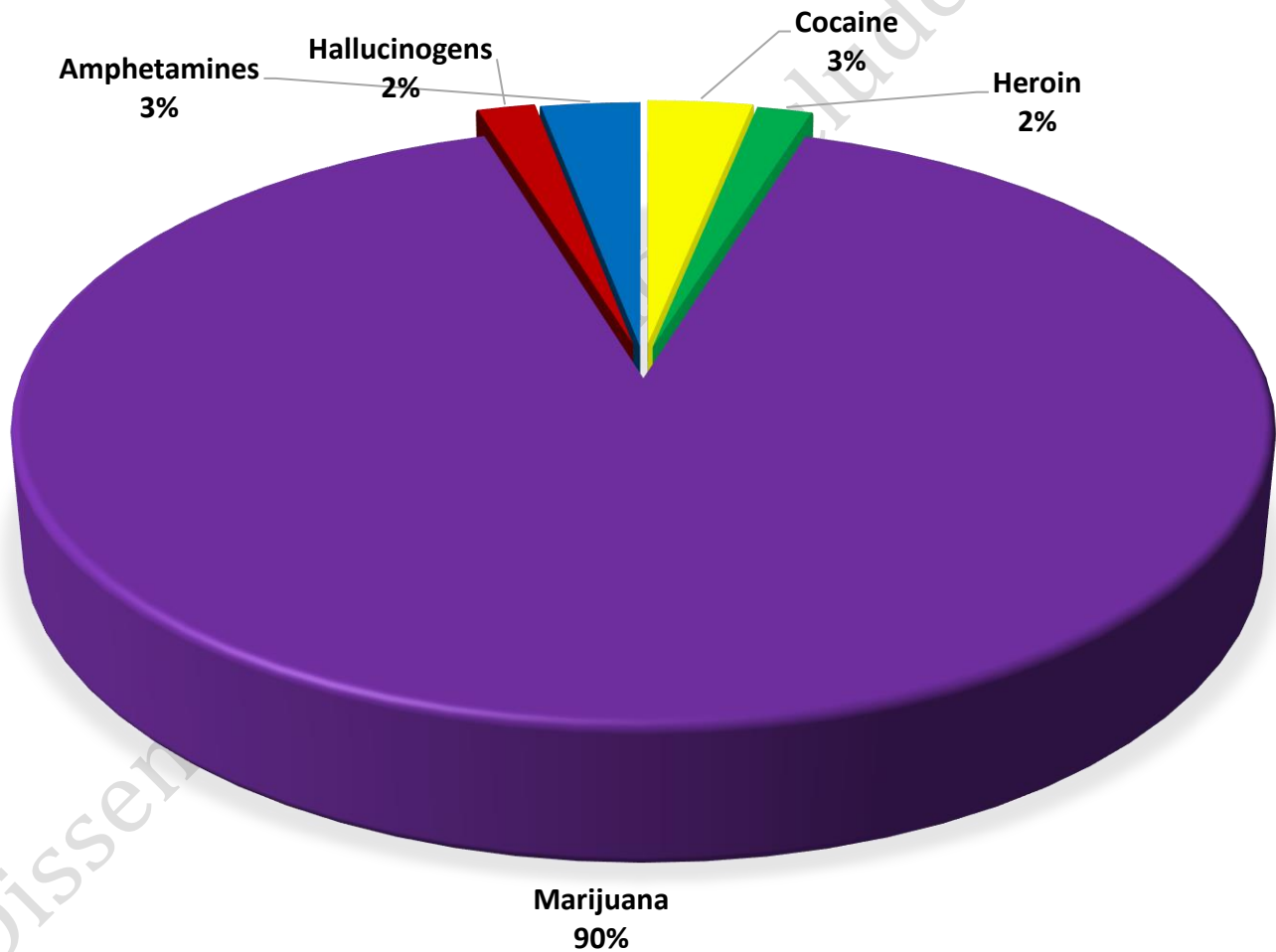
Combined Offense/Event Trends

	JUNE 2021	JUNE 2022
CompStat Offenses	366	313
Extended CompStat Offenses	805	745
Non-UCR Offenses	609	590
Reports Generated	1384	1375
Street Checks	172	247
Traffic Cites	136	373
Misdemeanor Citations	24	39
Jail Bookings	123	160



Seized Drugs

TYPE	DOSES	STREET VALUE	
Cocaine	680.1	\$	4,760.70
Heroin	355.0	\$	2,644.75
Marijuana	19297.0	\$	64,066.04
Hallucinogens	372.9	\$	745.81
Amphetamines	640.9	\$	4,486.30
TOTAL	21345.9	\$	76,703.60



CompStat & Extended CompStat Offenses - One Year

