



CITY COUNCIL DISTRICT #5 MONTHLY OFFENSE SUMMARY

June 2022

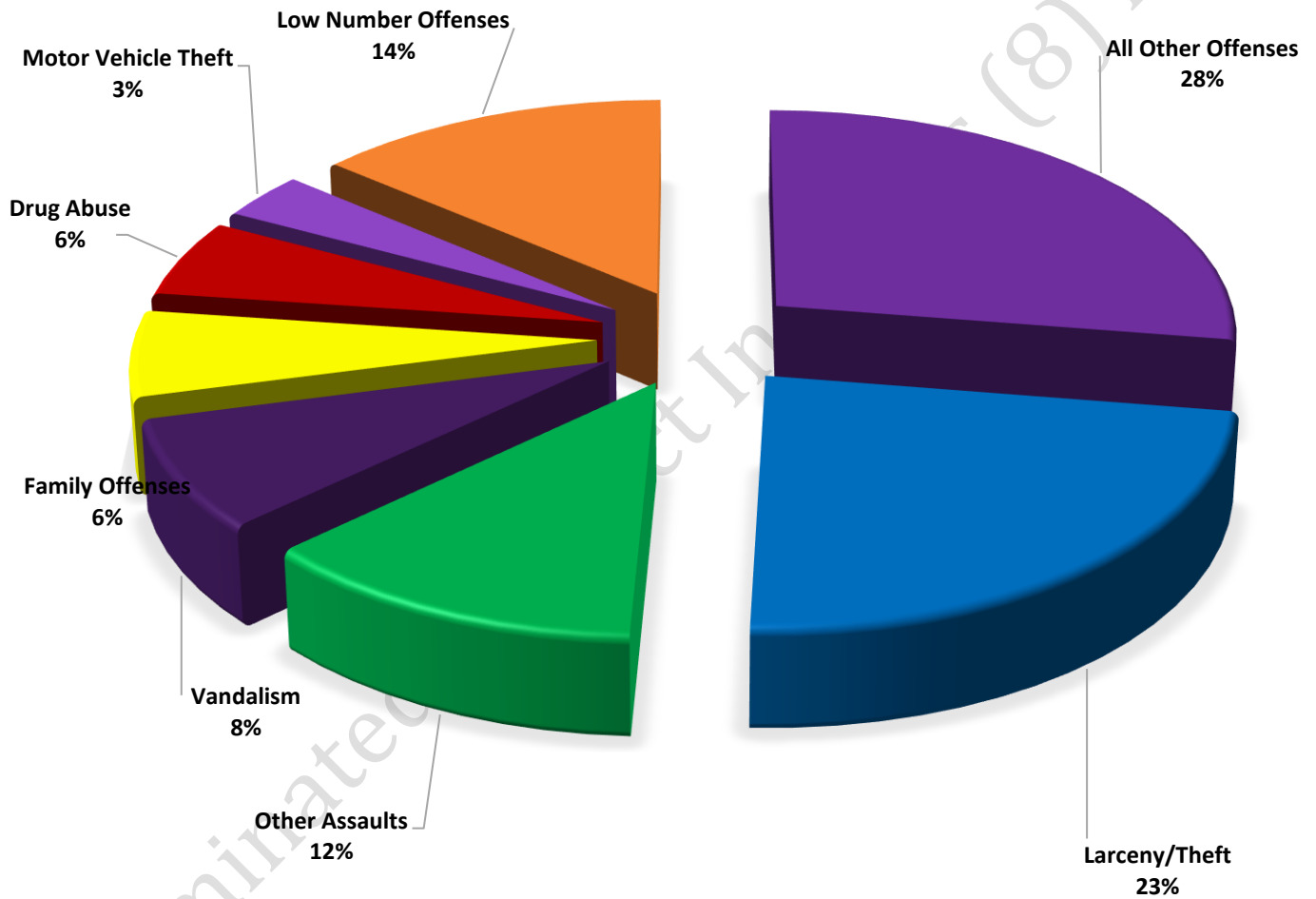
These figures represent preliminary counts of original Police Incident Reports and include all offenses within the above listed City Council District only. Full statistical analysis to determine the confidence level of this data has not been performed. The results contained herein are approximate in relation to the listed area and may not fully coincide with data shown in other areas of SLCPD's Crime Statistics page such as Calls for Service, Crimes Trending, and Crime Reports due to and reflective of departmental procedures that were in place at the time the event occurred and the date this data was compiled. Results displayed are not distinguished as attempted or completed crimes, do not include other calls for police service, and only represent police service where a report was made. Police Incident Reports are classified by primary offense categories as defined by the Uniform Crime Reporting (UCR) system, however for this report all offenses are included, and each incident may have more than one offense listed on it. In cases where there is more than one offense listed, all offenses are counted individually. Although every reasonable verification effort is made, the accuracy of any data is subject to the constraints of the report generation process as well as the manner, format, and point in time of any query.

-
- COMPSTAT OFFENSES:**
(Part I) Chosen by the FBI as Part I Offenses because they are serious crimes that occur with regularity in all areas of the country and are likely to be reported to Police.
 - EXTENDED COMPSTAT OFFENSES:**
(Part II) All other crimes other than the eight CompStat Offenses. The Uniform Crime Reporting Program gathers only arrest data for these offenses, however, SLCPD results displayed in this document display all of these, regardless of the presence of arrest data.
 - ALL OTHER OFFENSES:** Under the Extended CompStat Offense section, 'All Other Offenses' include Peeping Tom, Trespass, Kidnap/Abduction, Pornography, Extortion/Blackmail, Bribery, Warrants, Sexual Offenses, Obstruction, Public Peace, and Hit & Run.
 - NON-UCR OFFENSES:** Non-UCR Offenses include reports for all other offenses not classified as a CompStat or Extended CompStat Offense. Results displayed separate some of these offenses such as Ambulance Calls, Deaths, Missing Persons, Suicides, Suspicious Activity, and Traffic Accidents.
 - ALL OTHER NON-UCR:** Under the Non-UCR category, 'All Other' include the remainder of offenses not classified as CompStat or CompStat Extended and not separated from the Non-UCR Offenses. These include things such as Loud Parties, Barking Dogs, Mentally Ill Subjects, Citizen Assistance, etc.
 - LOW NUMBER OFFENSES:** On page two, in the interest of space and allowing for easier viewing, the category titled 'Low Number Offenses' include CompStat and Extended CompStat Offenses from page one that have totals under the amount of 25.

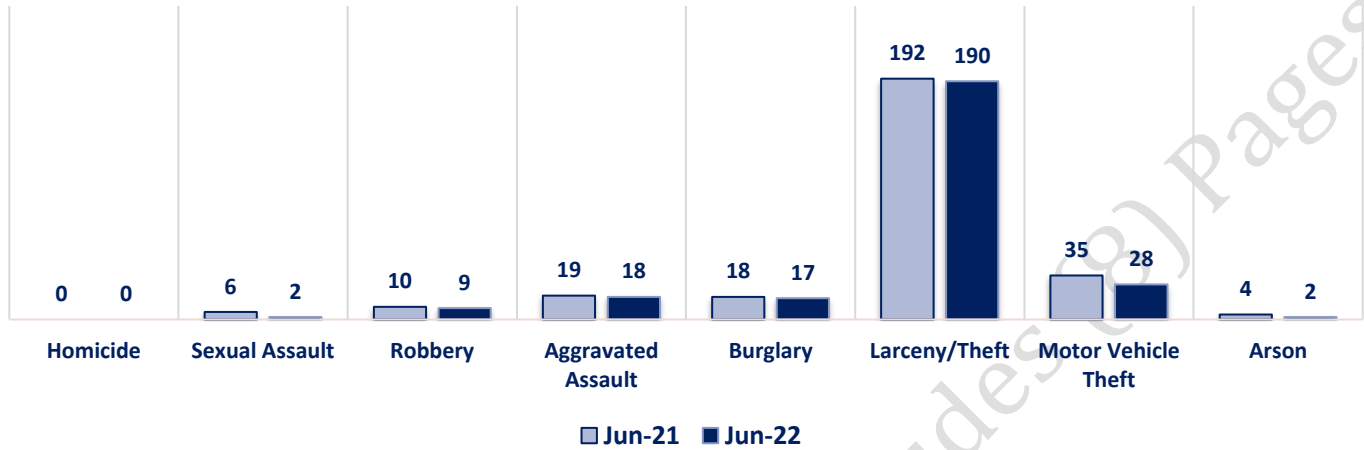
Offenses

		Offense	Jun-21	Jun-22	OFFENSE	Jun-21	Jun-22
COMPSTAT OFFENSES	VIOLENT	Homicide	0	0	Other Assaults	68	101
		Sexual Assault	6	2	Forgery/Counterfeiting	6	1
		Robbery	10	9	Fraud	47	25
		Aggravated Assault	19	18	Embezzlement	0	0
	PROPERTY	Burglary	18	17	Stolen Property	6	10
		Larceny/Theft	192	190	Vandalism	42	65
		Motor Vehicle Theft	35	28	Weapons	2	8
		Arson	4	2	Prostitution	5	1
		COMPSTAT TOTALS	284	266	Sex Offenses	4	2
NON-UCR OFFENSES	Ambulance Calls	38	24	Drug Abuse	30	46	
	Deaths	12	2	Gambling	0	0	
	Missing Persons	8	4	Family Offenses	45	51	
	Suicides	0	0	DUI	4	6	
	Suspicious Activity	31	26	Liquor Laws	3	0	
	Traffic Accidents	77	48	Drunkenness	9	5	
	All Other	200	237	Disorderly Conduct	16	7	
	NON-UCR TOTALS	366	341	All Other Offenses	178	225	
	COMPSTAT OFFENSES	284	266	Curfew/Loitering	0	0	
TOTALS	EXTENDED COMPSTAT OFFENSES	465	553	EXTENDED COMPSTAT TOTALS	465	553	
	NON-UCR OFFENSES	366	341				
	TOTAL	1115	1160				

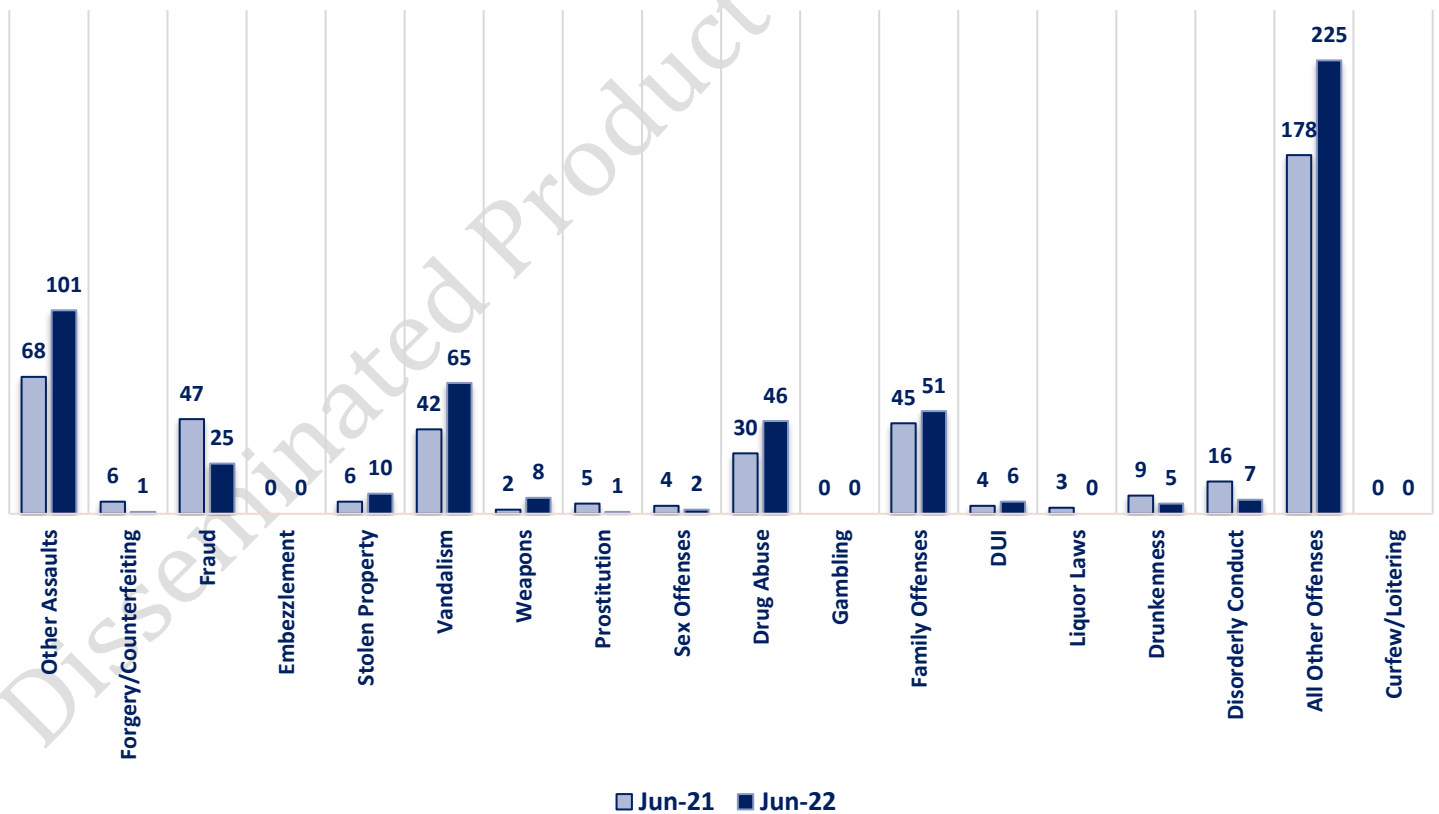
JUNE 2022 - COMPSTAT AND EXTENDED COMPSTAT OFFENSE PERCENTAGES



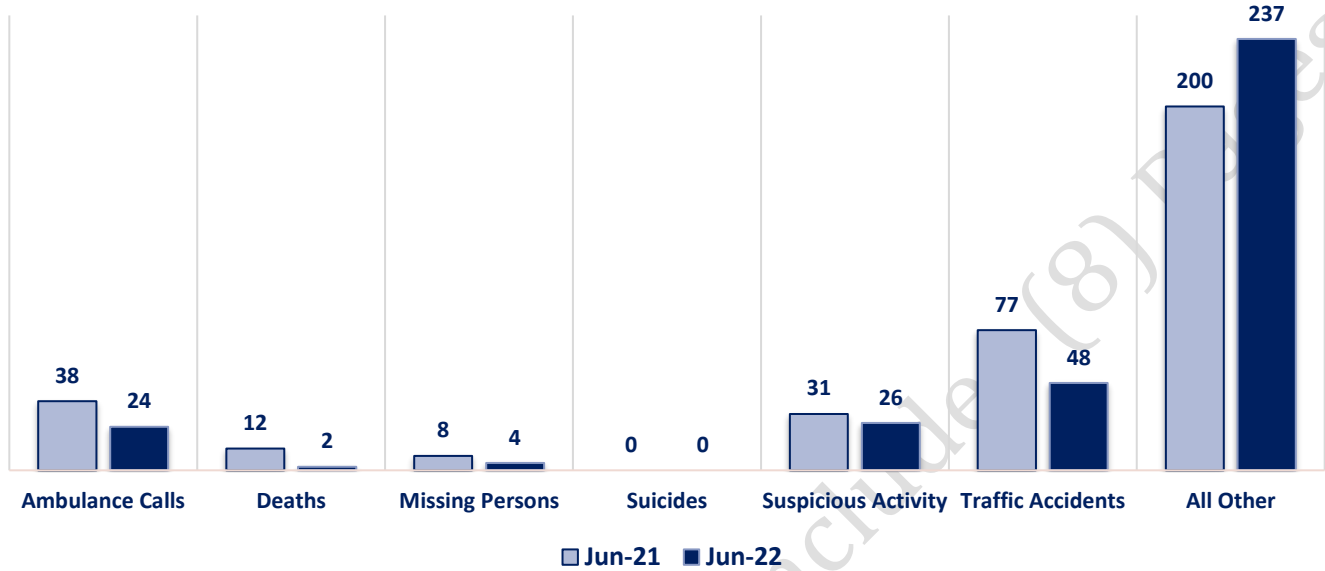
CompStat Offenses



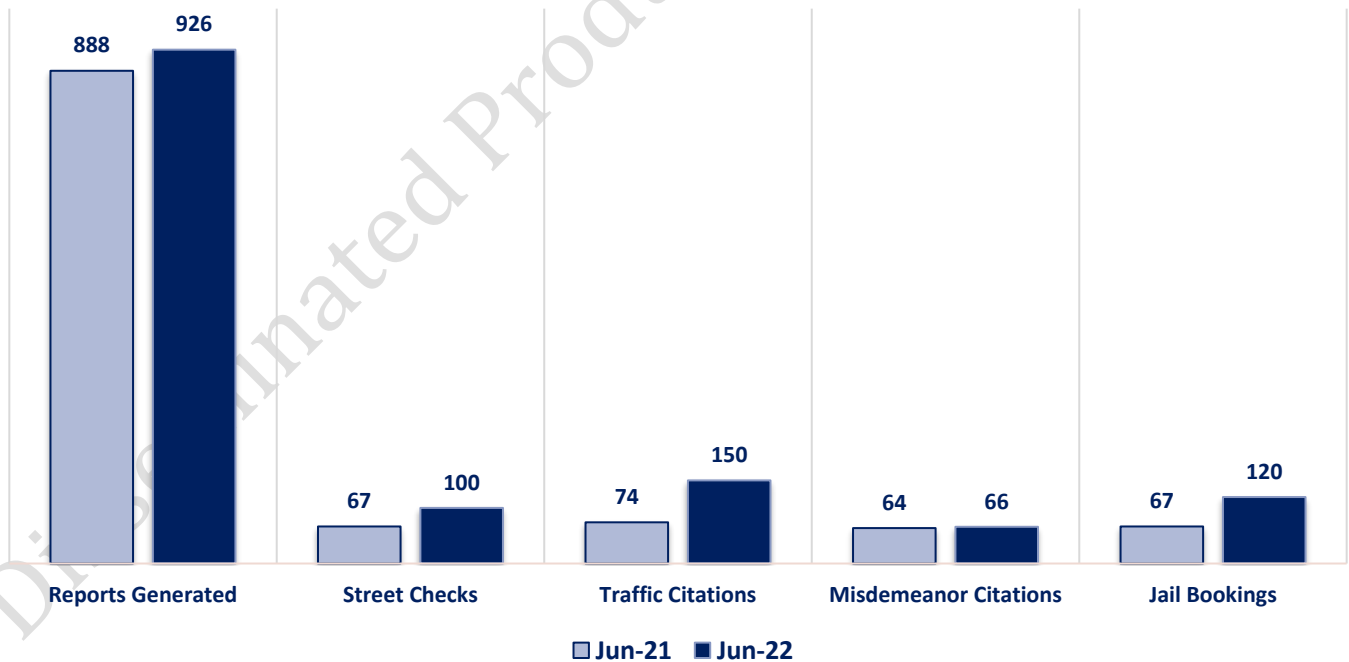
Extended CompStat Offenses



Non-UCR Offenses

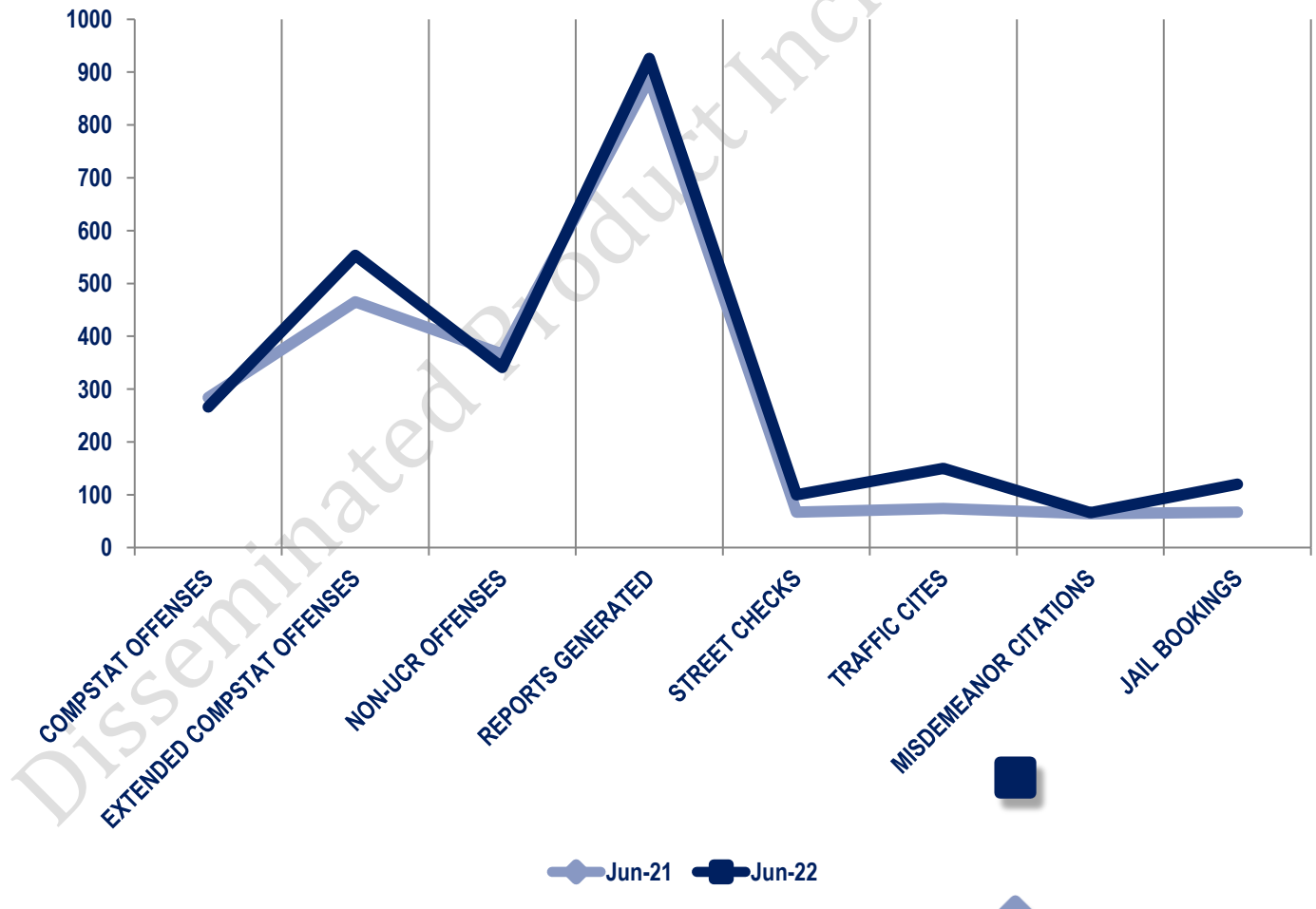


Other Event Totals



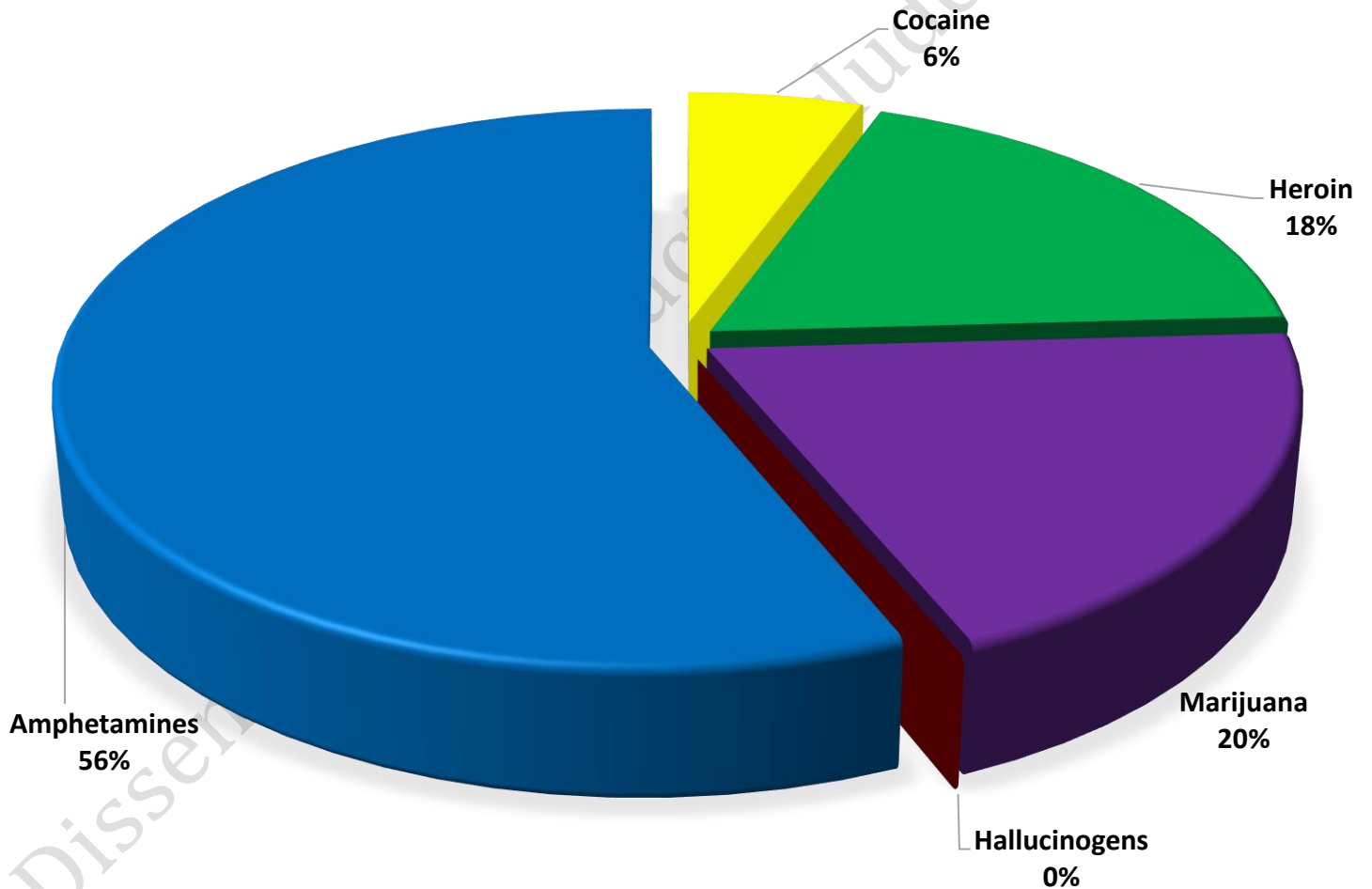
Combined Offense/Event Trends

	JUNE 2021	JUNE 2022
CompStat Offenses	284	266
Extended CompStat Offenses	465	553
Non-UCR Offenses	366	341
Reports Generated	888	926
Street Checks	67	100
Traffic Cites	74	150
Misdemeanor Citations	64	66
Jail Bookings	67	120

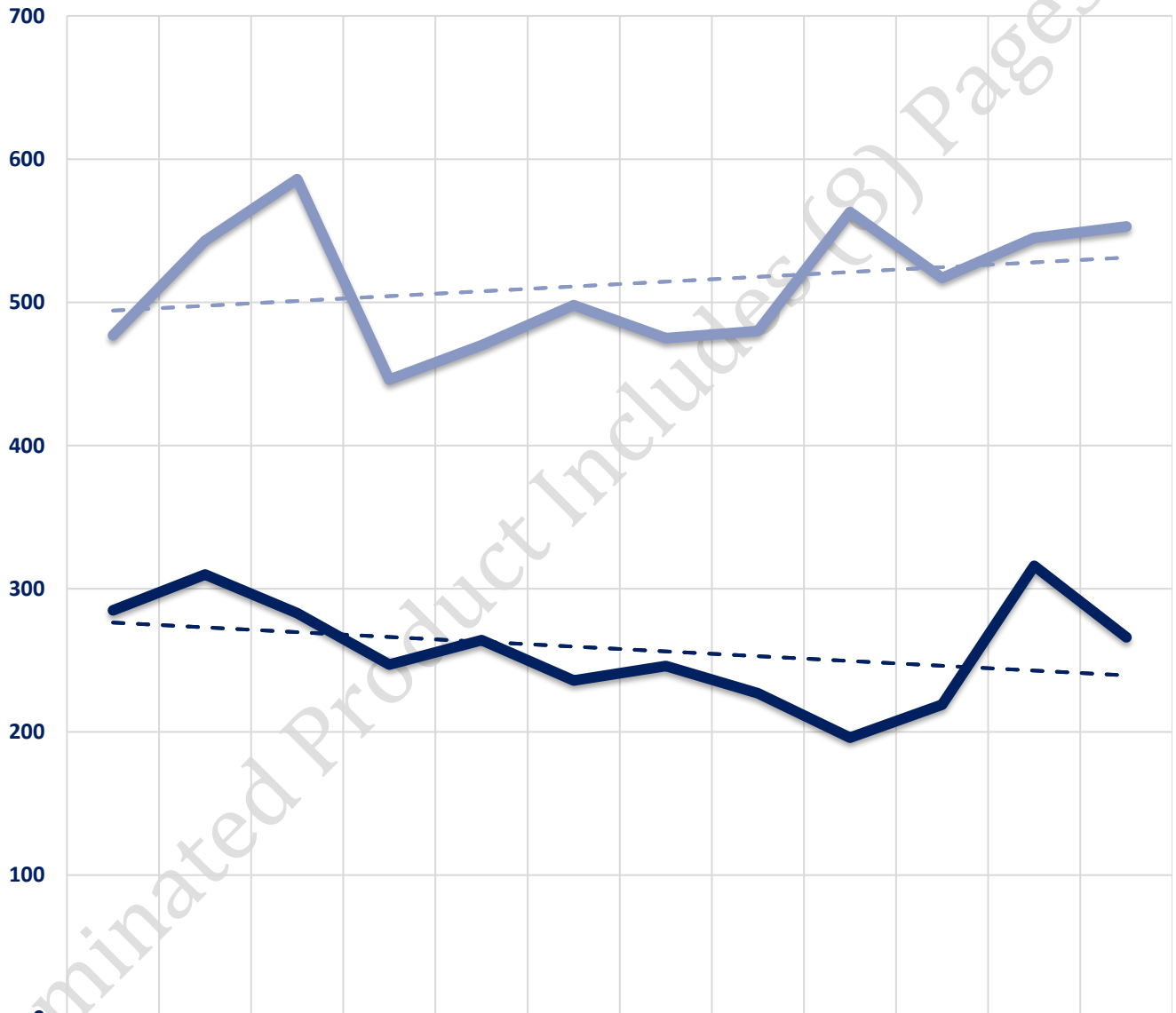


Seized Drugs

TYPE	DOSES	STREET VALUE
Cocaine	54.0	\$ 378.00
Heroin	179.1	\$ 1,334.30
Marijuana	189.8	\$ 630.23
Hallucinogens	0.0	\$ -
Amphetamines	544.0	\$ 3,808.00
TOTAL	966.9	\$ 6,150.52



CompStat & Extended CompStat Offenses - One Year



	JUL 2021	AUG 2021	SEPT 2021	OCT 2021	NOV 2021	DEC 2021	JAN 2022	FEB 2022	MAR 2022	APR 2022	MAY 2022	JUN 2022
CompStat	285	310	283	247	264	236	246	227	196	219	316	266
Extended CompStat	477	543	586	446	470	498	475	480	563	517	545	553

-- Part II Linear Forecast

-- Linear (Extended CompStat)