



## CITY COUNCIL DISTRICT #7 MONTHLY OFFENSE SUMMARY

June 2022

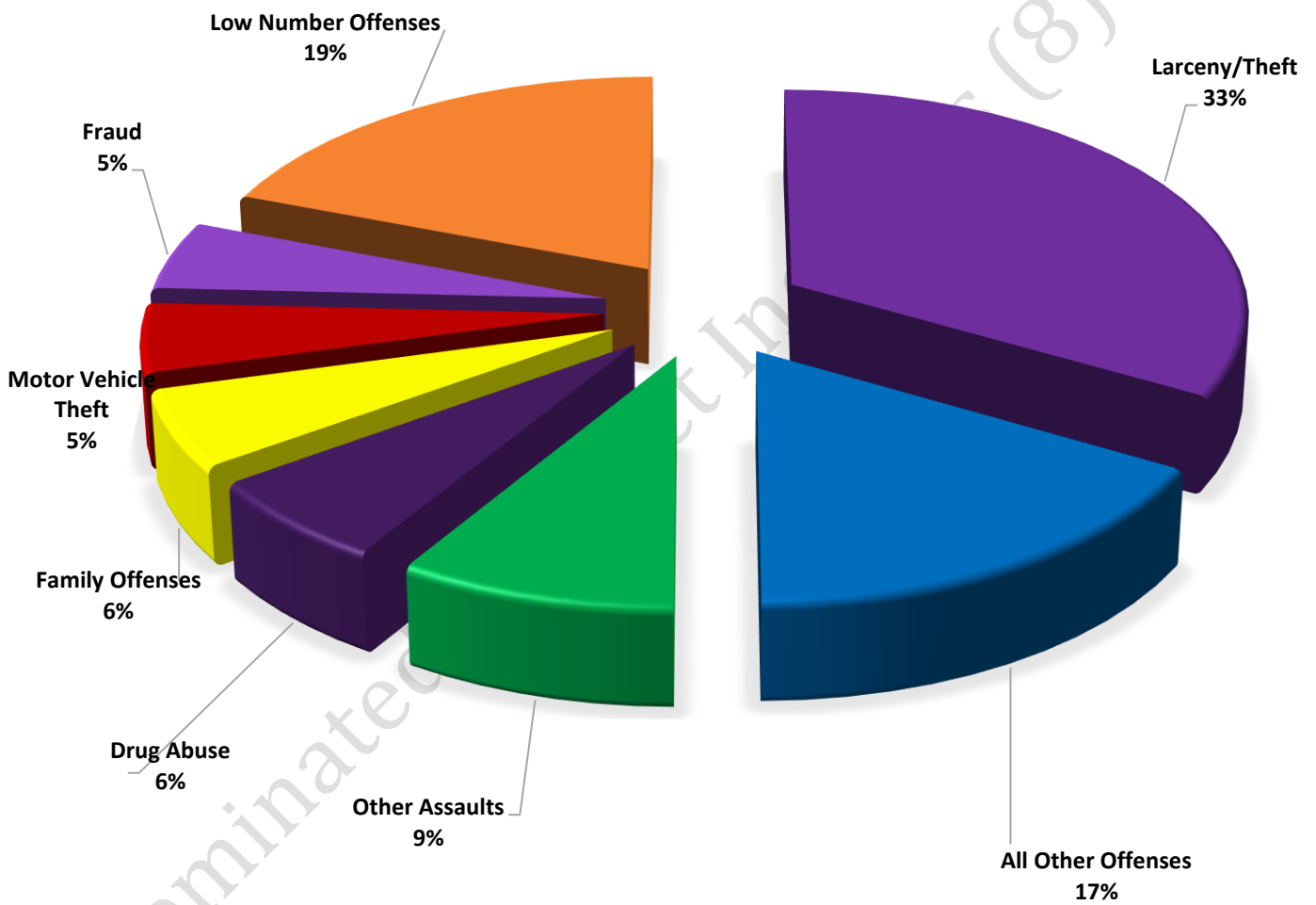
These figures represent preliminary counts of original Police Incident Reports and include all offenses within the above listed City Council District only. Full statistical analysis to determine the confidence level of this data has not been performed. The results contained herein are approximate in relation to the listed area and may not fully coincide with data shown in other areas of SLCPD's Crime Statistics page such as Calls for Service, Crimes Trending, and Crime Reports due to and reflective of departmental procedures that were in place at the time the event occurred and the date this data was compiled. Results displayed are not distinguished as attempted or completed crimes, do not include other calls for police service, and only represent police service where a report was made. Police Incident Reports are classified by primary offense categories as defined by the Uniform Crime Reporting (UCR) system, however for this report all offenses are included, and each incident may have more than one offense listed on it. In cases where there is more than one offense listed, all offenses are counted individually. Although every reasonable verification effort is made, the accuracy of any data is subject to the constraints of the report generation process as well as the manner, format, and point in time of any query.

- 
- COMPSTAT OFFENSES:** (Part I) Chosen by the FBI as Part I Offenses because they are serious crimes that occur with regularity in all areas of the country and are likely to be reported to Police.
  - EXTENDED COMPSTAT OFFENSES:** (Part II) All other crimes other than the eight CompStat Offenses. The Uniform Crime Reporting Program gathers only arrest data for these offenses, however, SLCPD results displayed in this document display all of these, regardless of the presence of arrest data.
  - ALL OTHER OFFENSES:** Under the Extended CompStat Offense section, 'All Other Offenses' include Peeping Tom, Trespass, Kidnap/Abduction, Pornography, Extortion/Blackmail, Bribery, Warrants, Sexual Offenses, Obstruction, Public Peace, and Hit & Run.
  - NON-UCR OFFENSES:** Non-UCR Offenses include reports for all other offenses not classified as a CompStat or Extended CompStat Offense. Results displayed separate some of these offenses such as Ambulance Calls, Deaths, Missing Persons, Suicides, Suspicious Activity, and Traffic Accidents.
  - ALL OTHER NON-UCR:** Under the Non-UCR category, 'All Other' include the remainder of offenses not classified as CompStat or CompStat Extended and not separated from the Non-UCR Offenses. These include things such as Loud Parties, Barking Dogs, Mentally Ill Subjects, Citizen Assistance, etc.
  - LOW NUMBER OFFENSES:** On page two, in the interest of space and allowing for easier viewing, the category titled 'Low Number Offenses' include CompStat and Extended CompStat Offenses from page one that have totals under the amount of 16.

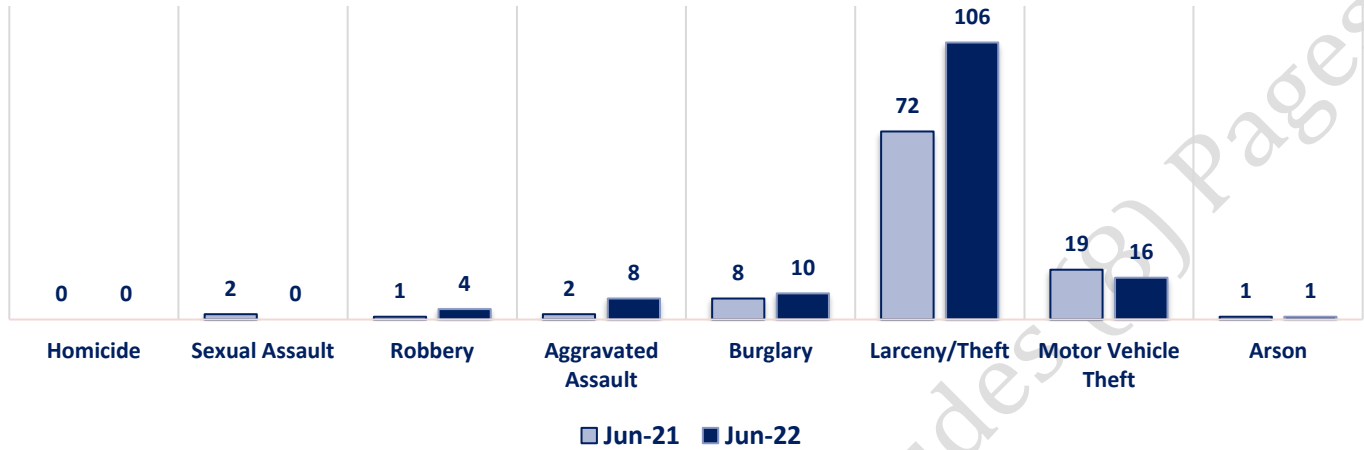
### Offenses

		Offense	Jun-21	Jun-22	OFFENSE	Jun-21	Jun-22
<b>COMPSTAT OFFENSES</b>	<b>VIOLENT</b>	Homicide	0	0	Other Assaults	18	28
		Sexual Assault	2	0	Forgery/Counterfeiting	2	2
		Robbery	1	4	Fraud	9	16
		Aggravated Assault	2	8	Embezzlement	0	0
	<b>PROPERTY</b>	Burglary	8	10	Stolen Property	1	0
		Larceny/Theft	72	106	Vandalism	14	16
		Motor Vehicle Theft	19	16	Weapons	2	3
		Arson	1	1	Prostitution	0	0
		<b>COMPSTAT TOTALS</b>	<b>105</b>	<b>145</b>	Sex Offenses	1	0
<b>NON-UCR OFFENSES</b>	Ambulance Calls	10	7	Drug Abuse	6	20	
	Deaths	2	5	Gambling	0	0	
	Missing Persons	1	2	Family Offenses	18	18	
	Suicides	0	0	DUI	6	5	
	Suspicious Activity	16	10	Liquor Laws	0	4	
	Traffic Accidents	58	42	Drunkenness	4	5	
	All Other	93	85	Disorderly Conduct	2	3	
	<b>NON-UCR TOTALS</b>	<b>180</b>	<b>151</b>	All Other Offenses	60	53	
	<b>COMPSTAT OFFENSES</b>	<b>105</b>	<b>145</b>	Curfew/Loitering	0	0	
	<b>EXTENDED COMPSTAT OFFENSES</b>	<b>143</b>	<b>173</b>	<b>EXTENDED COMPSTAT TOTALS</b>	<b>143</b>	<b>173</b>	
<b>TOTALS</b>	<b>NON-UCR OFFENSES</b>	<b>180</b>	<b>151</b>	<b>TOTAL</b>	<b>428</b>	<b>469</b>	

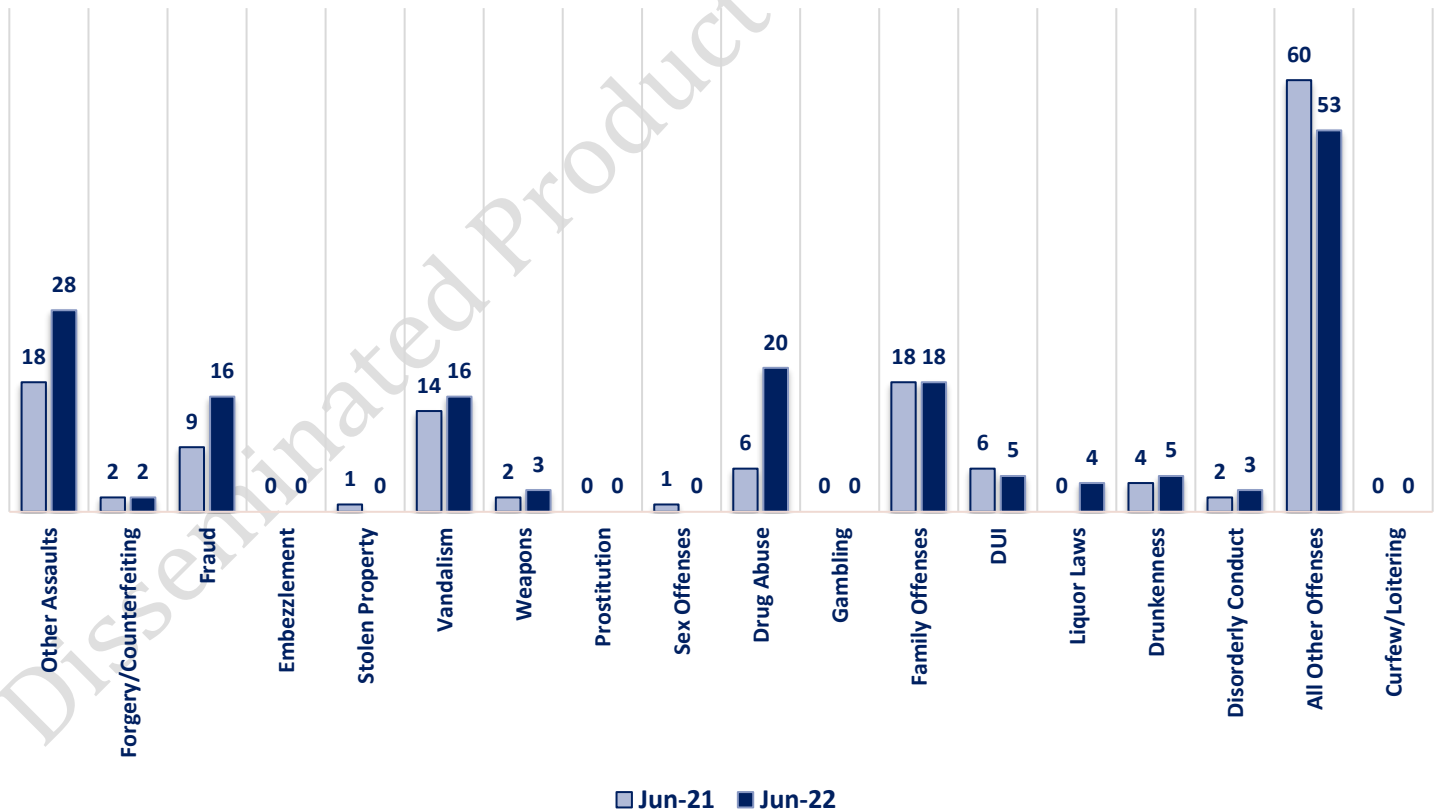
**JUNE 2022 - COMPSTAT AND EXTENDED COMPSTAT OFFENSE PERCENTAGES**



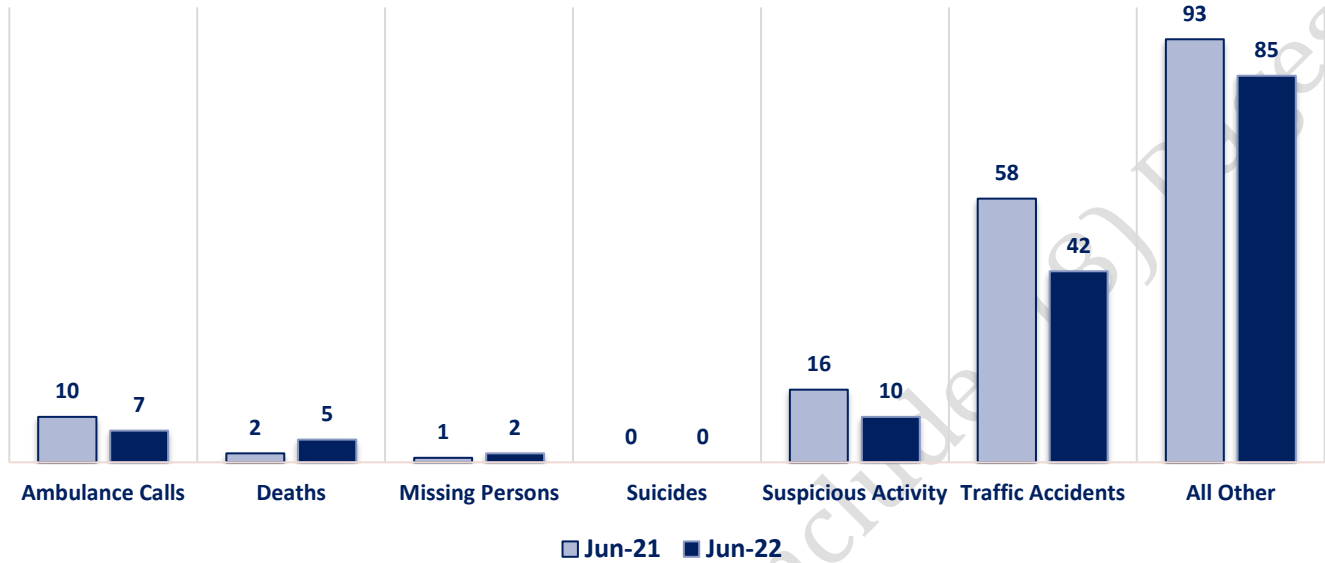
### CompStat Offenses



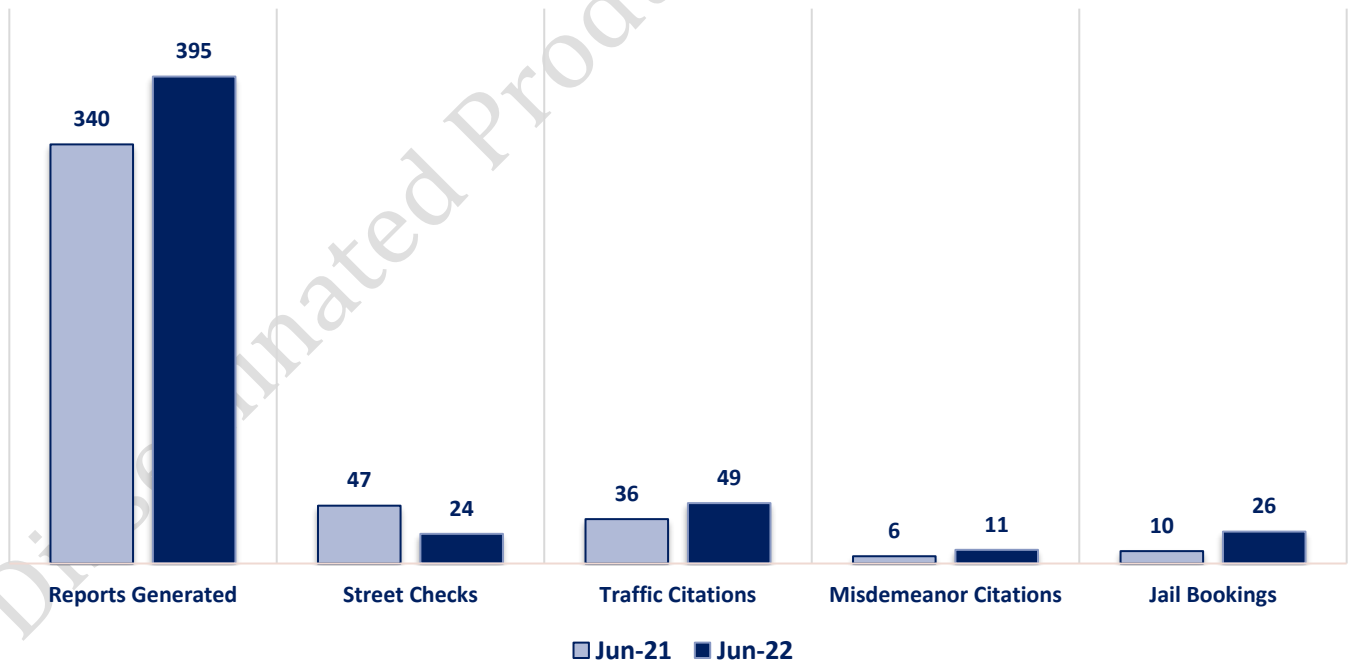
### Extended CompStat Offenses



### Non-UCR Offenses

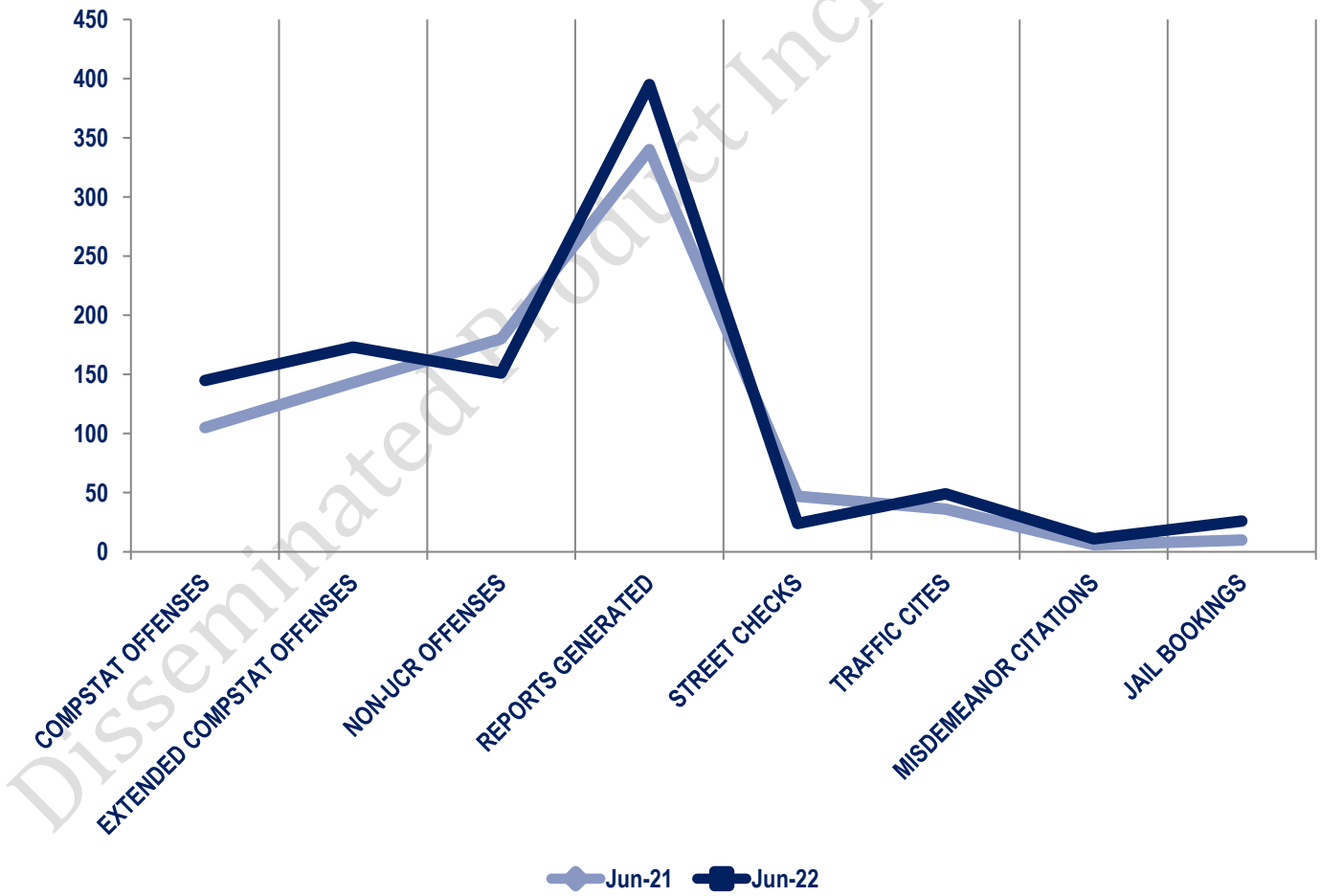


### Other Event Totals



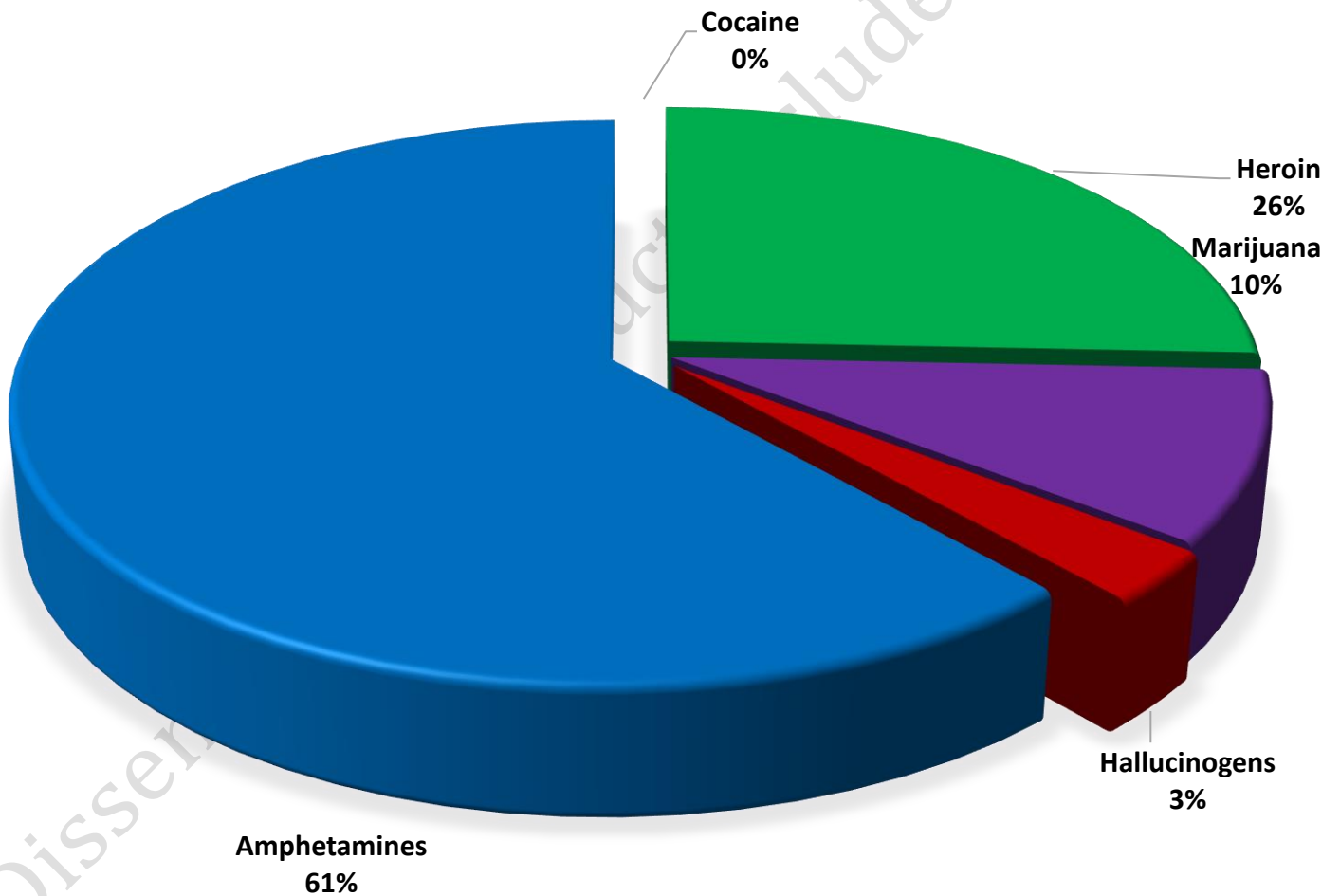
### Combined Offense/Event Trends

	JUNE 2021	JUNE 2022
<b>CompStat Offenses</b>	105	145
<b>Extended CompStat Offenses</b>	143	173
<b>Non-UCR Offenses</b>	180	151
<b>Reports Generated</b>	340	395
<b>Street Checks</b>	47	24
<b>Traffic Cites</b>	36	49
<b>Misdemeanor Citations</b>	6	11
<b>Jail Bookings</b>	10	26



### Seized Drugs

TYPE	DOSES	STREET VALUE
Cocaine	0.0	\$ -
Heroin	75.0	\$ 558.75
Marijuana	28.6	\$ 94.92
Hallucinogens	8.6	\$ 17.28
Amphetamines	180.0	\$ 1,260.00
<b>TOTAL</b>	<b>292.2</b>	<b>\$ 1,930.95</b>



**CompStat & Extended CompStat Offenses - One Year**

