



CITY COUNCIL DISTRICT #3

MONTHLY OFFENSE SUMMARY

July 2022

These figures represent preliminary counts of original Police Incident Reports and include all offenses within the above listed City Council District only. Full statistical analysis to determine the confidence level of this data has not been performed. The results contained herein are approximate in relation to the listed area and may not fully coincide with data shown in other areas of SLCPD's Crime Statistics page such as Calls for Service, Crimes Trending, and Crime Reports due to and reflective of departmental procedures that were in place at the time the event occurred and the date this data was compiled. Results displayed are not distinguished as attempted or completed crimes, do not include other calls for police service, and only represent police service where a report was made. Police Incident Reports are classified by primary offense categories as defined by the Uniform Crime Reporting (UCR) system, however for this report all offenses are included, and each incident may have more than one offense listed on it. In cases where there is more than one offense listed, all offenses are counted individually. Although every reasonable verification effort is made, the accuracy of any data is subject to the constraints of the report generation process as well as the manner, format, and point in time of any query.

COMPSTAT OFFENSES: (Part I)

Chosen by the FBI as Part I Offenses because they are serious crimes that occur with regularity in all areas of the country and are likely to be reported to Police.

EXTENDED COMPSTAT OFFENSES: (Part II)

All other crimes other than the eight CompStat Offenses. The Uniform Crime Reporting Program gathers only arrest data for these offenses, however, SLCPD results displayed in this document display all of these, regardless of the presence of arrest data.

ALL OTHER OFFENSES:

Under the Extended CompStat Offense section, 'All Other Offenses' include Peeping Tom, Trespass, Kidnap/Abduction, Pornography, Extortion/Blackmail, Bribery, Warrants, Sexual Offenses, Obstruction, Public Peace, and Hit & Run.

NON-UCR OFFENSES:

Non-UCR Offenses include reports for all other offenses not classified as a CompStat or Extended CompStat Offense. Results displayed separate some of these offenses such as Ambulance Calls, Deaths, Missing Persons, Suicides, Suspicious Activity, and Traffic Accidents.

ALL OTHER NON-UCR:

Under the Non-UCR category, 'All Other' include the remainder of offenses not classified as CompStat or CompStat Extended and not separated from the Non-UCR Offenses. These include things such as Loud Parties, Barking Dogs, Mentally Ill Subjects, Citizen Assistance, etc.

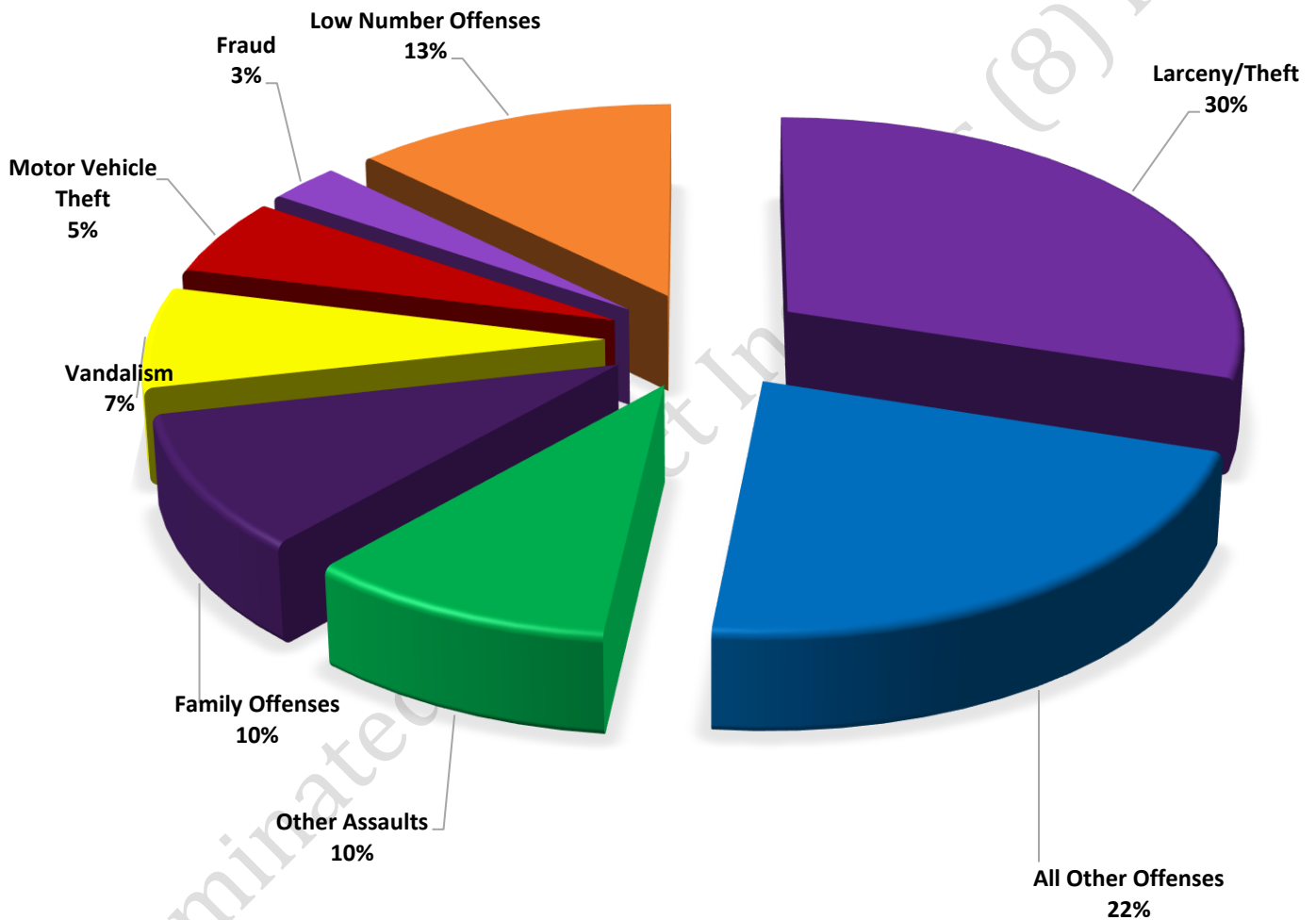
LOW NUMBER OFFENSES:

On page two, in the interest of space and allowing for easier viewing, the category titled 'Low Number Offenses' include CompStat and Extended CompStat Offenses from page one that have totals under the amount of 8.

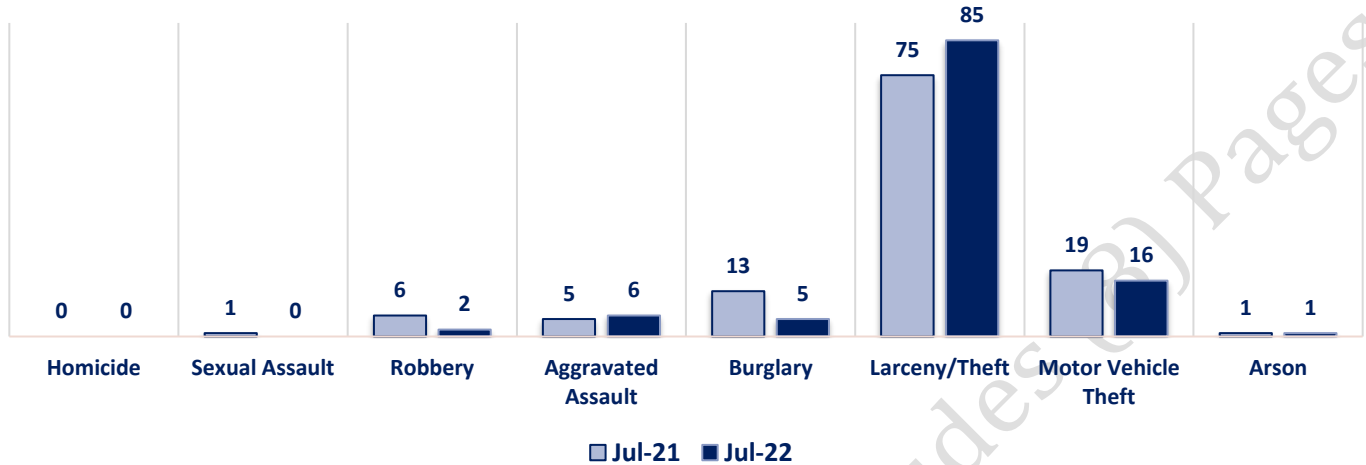
Offenses

COMPSTAT OFFENSES	VIOLENT	Offense	Jul-21	Jul-22	EXTENDED COMPSTAT OFFENSES
		Homicide	0	0	
		Sexual Assault	1	0	
		Robbery	6	2	
		Aggravated Assault	5	6	
		Burglary	13	5	
		Larceny/Theft	75	85	
		Motor Vehicle Theft	19	16	
		Arson	1	1	
NON-UCR OFFENSES	PROPERTY	COMPSTAT TOTALS	120	115	
		Ambulance Calls	12	14	
		Deaths	5	3	
		Missing Persons	1	2	
		Suicides	1	0	
		Suspicious Activity	6	10	
		Traffic Accidents	26	24	
		All Other	103	107	
		NON-UCR TOTALS	154	160	
TOTALS		COMPSTAT OFFENSES	120	115	
		EXTENDED COMPSTAT OFFENSES	191	169	
		NON-UCR OFFENSES	154	160	
		TOTAL	465	444	
		Other Assaults	43	28	
		Forgery/Counterfeiting	1	0	
		Fraud	7	8	
		Embezzlement	0	0	
		Stolen Property	3	1	
		Vandalism	29	21	
		Weapons	3	3	
		Prostitution	1	0	
		Sex Offenses	2	0	
		Drug Abuse	4	8	
		Gambling	0	0	
		Family Offenses	40	28	
		DUI	3	4	
		Liquor Laws	0	1	
		Drunkenness	8	2	
		Disorderly Conduct	3	3	
		All Other Offenses	44	62	
		Curfew/Loitering	0	0	
		EXTENDED COMPSTAT TOTALS	191	169	

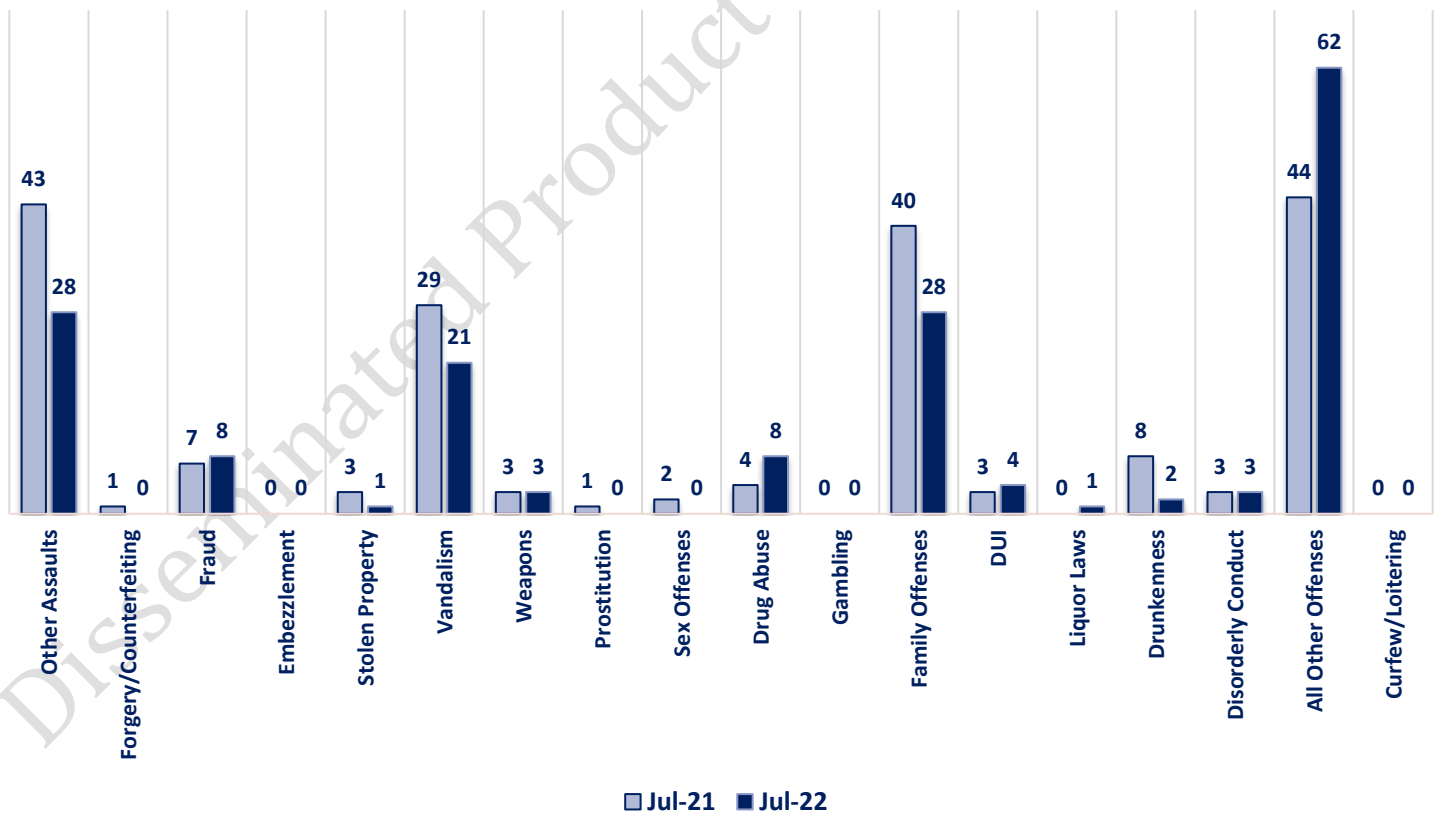
**JULY 2022 - COMPSTAT AND EXTENDED COMPSTAT OFFENSE
PERCENTAGES**



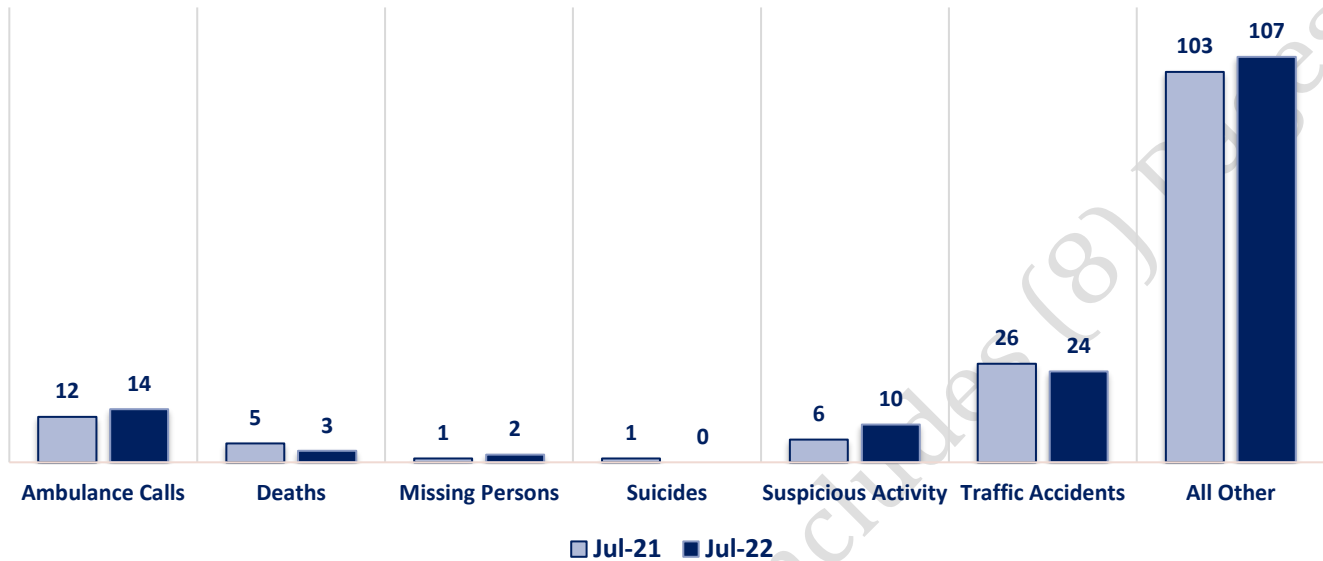
CompStat Offenses



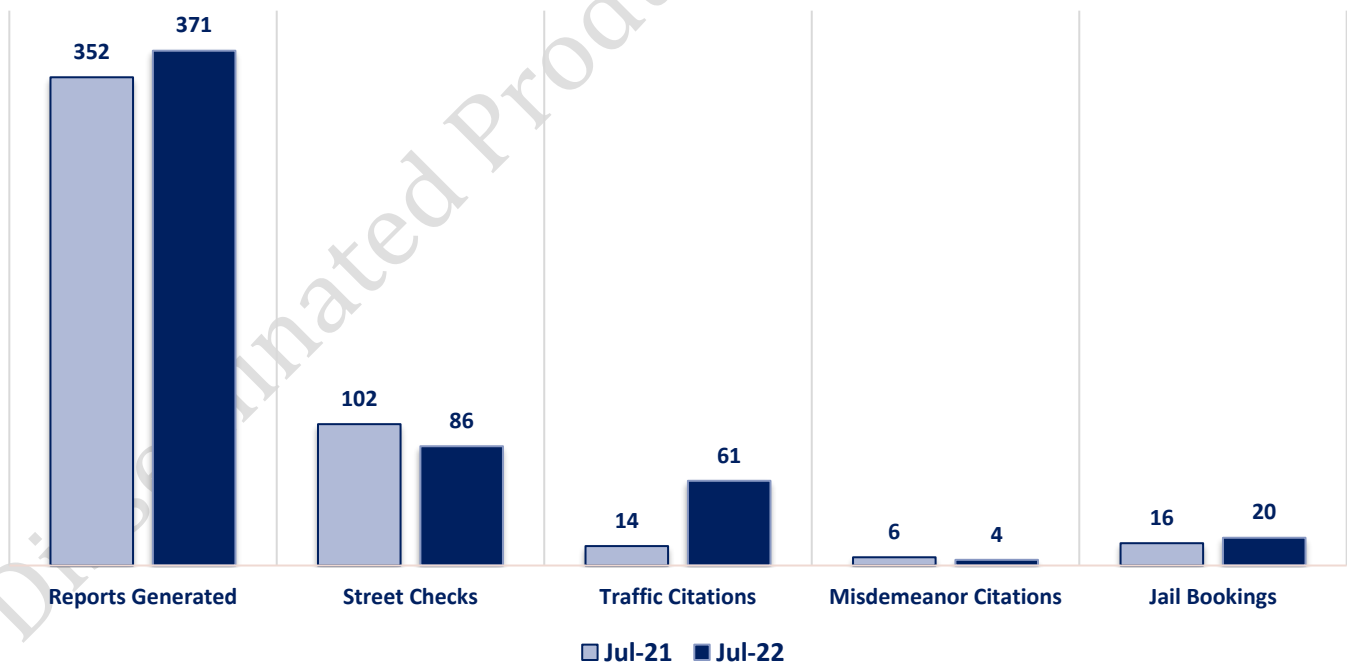
Extended CompStat Offenses



Non-UCR Offenses

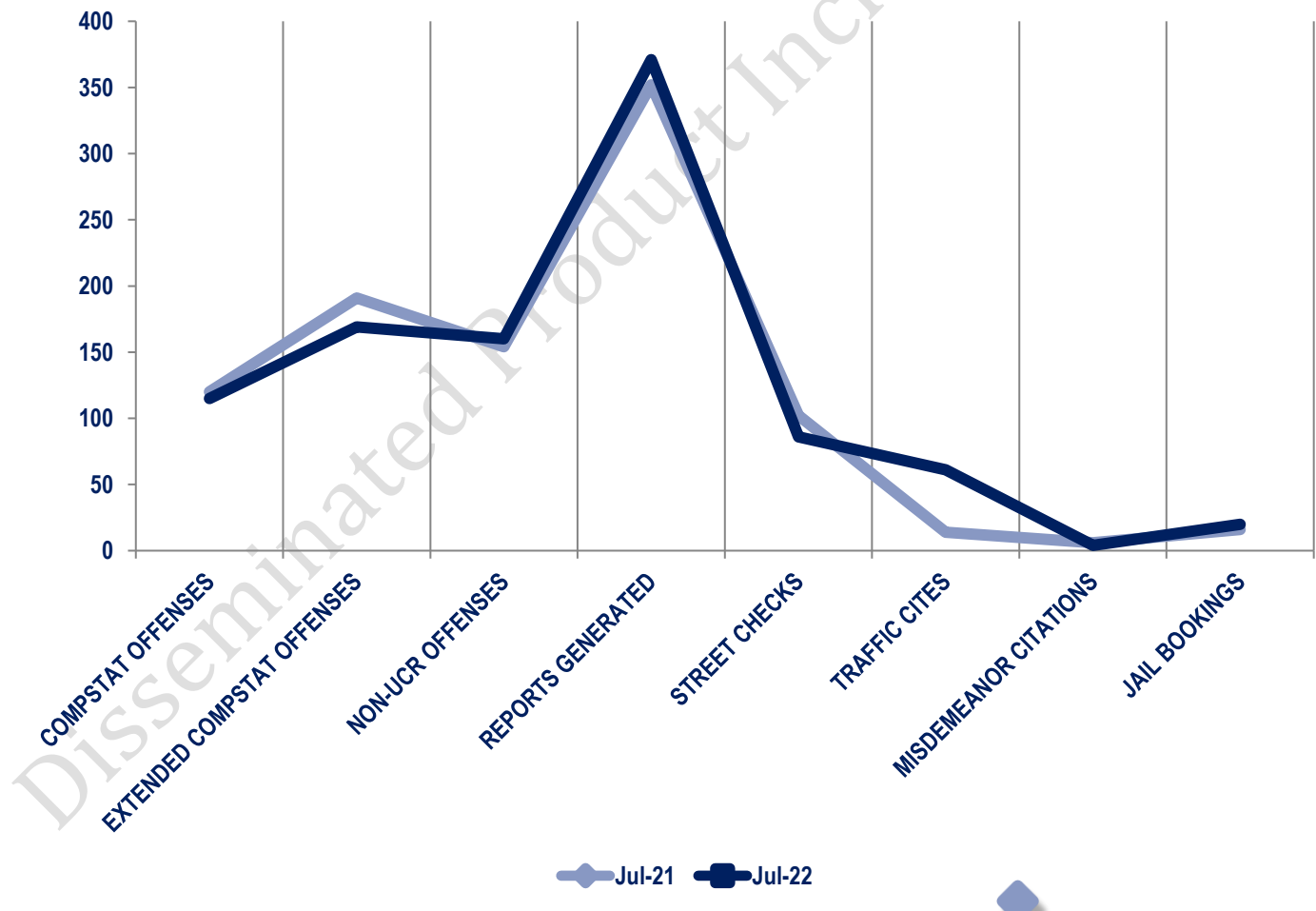


Other Event Totals



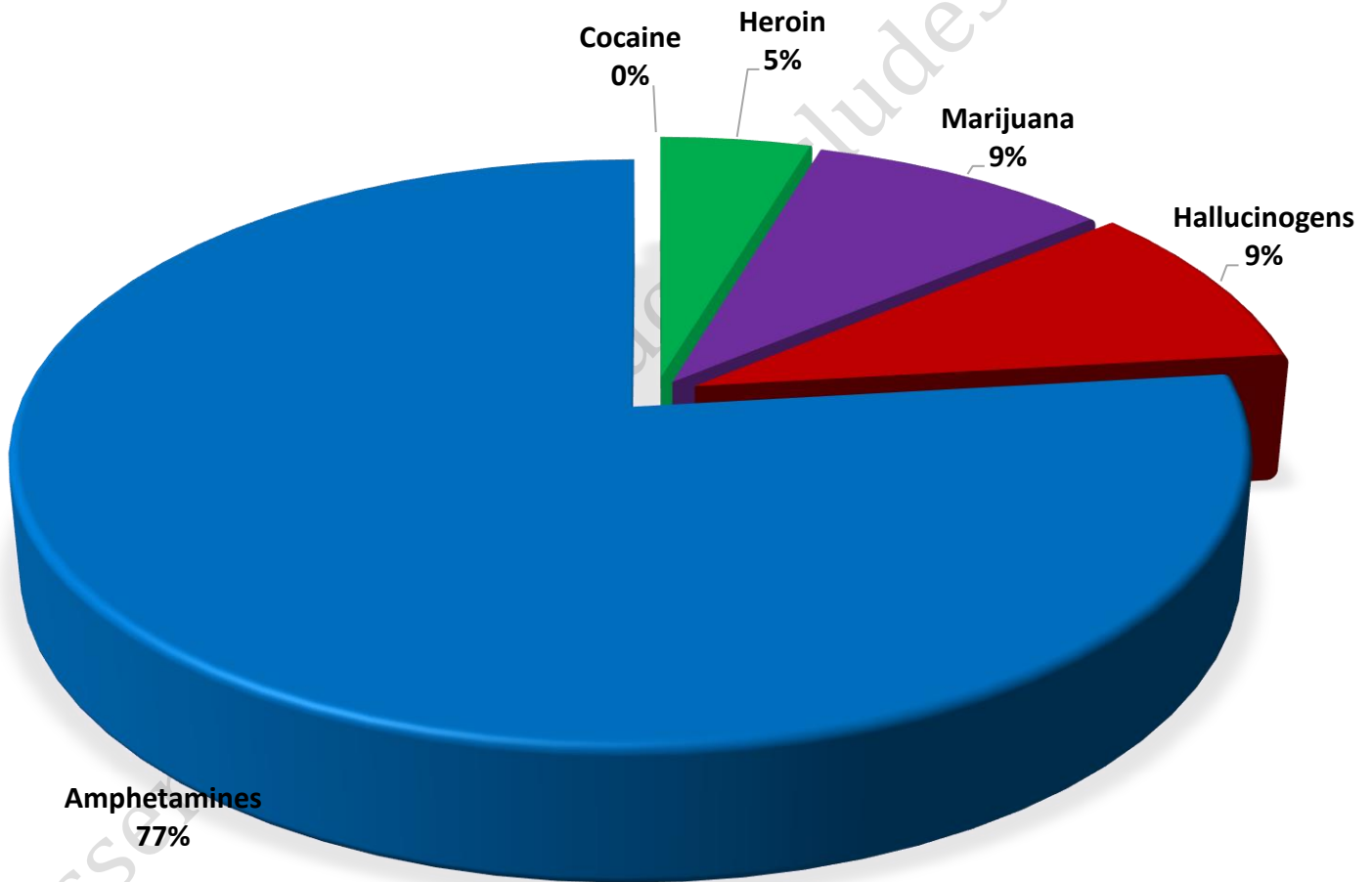
Combined Offense/Event Trends

	JULY 2021	JULY 2022
CompStat Offenses	120	115
Extended CompStat Offenses	191	169
Non-UCR Offenses	154	160
Reports Generated	352	371
Street Checks	102	86
Traffic Cites	14	61
Misdemeanor Citations	6	4
Jail Bookings	16	20



Seized Drugs

TYPE	DOSES	STREET VALUE
Cocaine	0.0	\$ -
Heroin	8.0	\$ 59.60
Marijuana	16.0	\$ 53.15
Hallucinogens	16.0	\$ 32.10
Amphetamines	133.0	\$ 931.00
TOTAL	173.1	\$ 1,075.85



CompStat & Extended CompStat Offenses - One Year

