



## CITY COUNCIL DISTRICT #4

### MONTHLY OFFENSE SUMMARY

July 2022

These figures represent preliminary counts of original Police Incident Reports and include all offenses within the above listed City Council District only. Full statistical analysis to determine the confidence level of this data has not been performed. The results contained herein are approximate in relation to the listed area and may not fully coincide with data shown in other areas of SLCPD's Crime Statistics page such as Calls for Service, Crimes Trending, and Crime Reports due to and reflective of departmental procedures that were in place at the time the event occurred and the date this data was compiled. Results displayed are not distinguished as attempted or completed crimes, do not include other calls for police service, and only represent police service where a report was made. Police Incident Reports are classified by primary offense categories as defined by the Uniform Crime Reporting (UCR) system, however for this report all offenses are included, and each incident may have more than one offense listed on it. In cases where there is more than one offense listed, all offenses are counted individually. Although every reasonable verification effort is made, the accuracy of any data is subject to the constraints of the report generation process as well as the manner, format, and point in time of any query.

#### **COMPSTAT OFFENSES:** (Part I)

Chosen by the FBI as Part I Offenses because they are serious crimes that occur with regularity in all areas of the country and are likely to be reported to Police.

#### **EXTENDED COMPSTAT OFFENSES:** (Part II)

All other crimes other than the eight CompStat Offenses. The Uniform Crime Reporting Program gathers only arrest data for these offenses, however, SLCPD results displayed in this document display all of these, regardless of the presence of arrest data.

#### **ALL OTHER OFFENSES:**

Under the Extended CompStat Offense section, 'All Other Offenses' include Peeping Tom, Trespass, Kidnap/Abduction, Pornography, Extortion/Blackmail, Bribery, Warrants, Sexual Offenses, Obstruction, Public Peace, and Hit & Run.

#### **NON-UCR OFFENSES:**

Non-UCR Offenses include reports for all other offenses not classified as a CompStat or Extended CompStat Offense. Results displayed separate some of these offenses such as Ambulance Calls, Deaths, Missing Persons, Suicides, Suspicious Activity, and Traffic Accidents.

#### **ALL OTHER NON-UCR:**

Under the Non-UCR category, 'All Other' include the remainder of offenses not classified as CompStat or CompStat Extended and not separated from the Non-UCR Offenses. These include things such as Loud Parties, Barking Dogs, Mentally Ill Subjects, Citizen Assistance, etc.

#### **LOW NUMBER OFFENSES:**

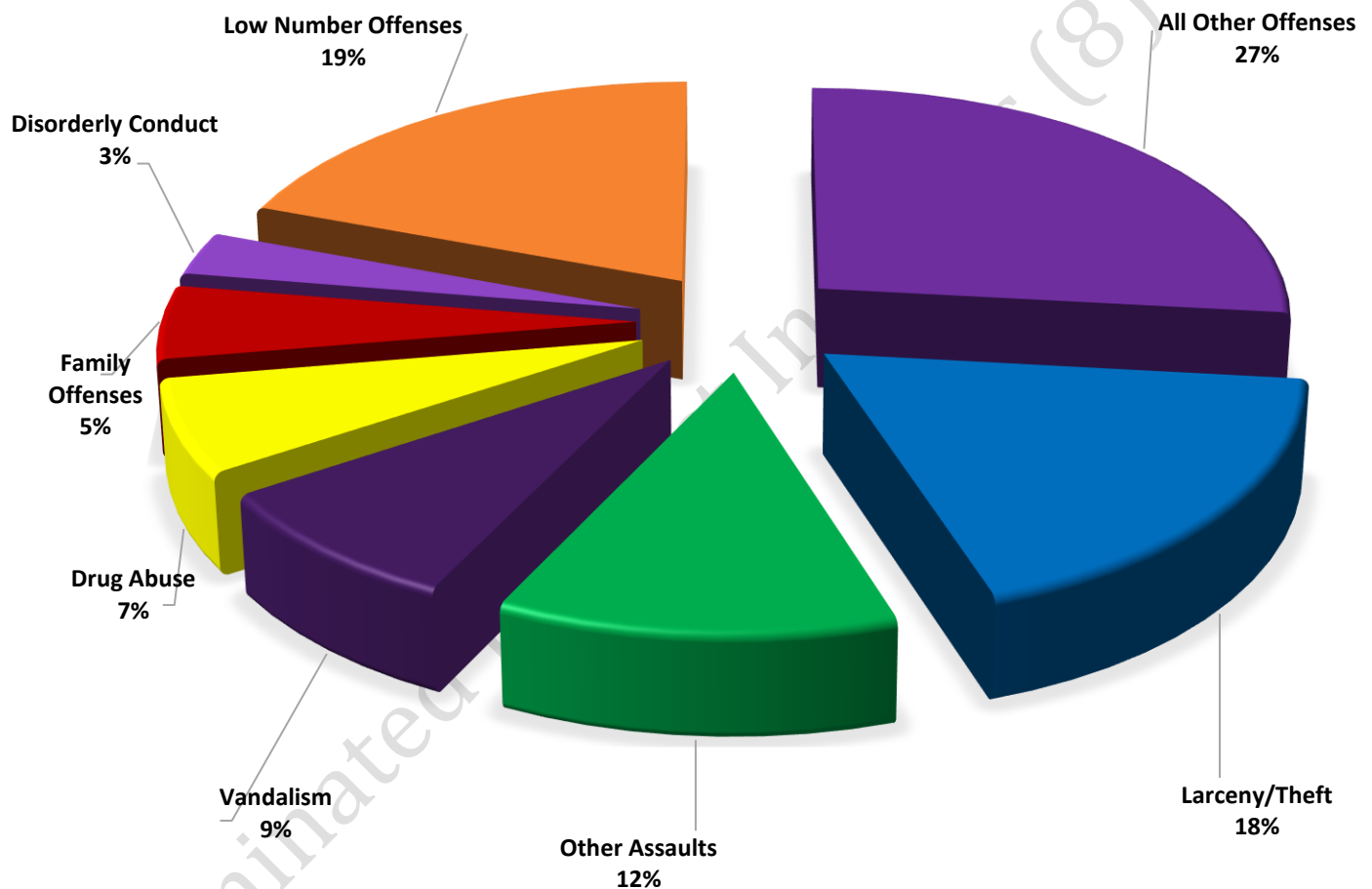
On page two, in the interest of space and allowing for easier viewing, the category titled 'Low Number Offenses' include CompStat and Extended CompStat Offenses from page one that have totals under the amount of 34.

## Offenses

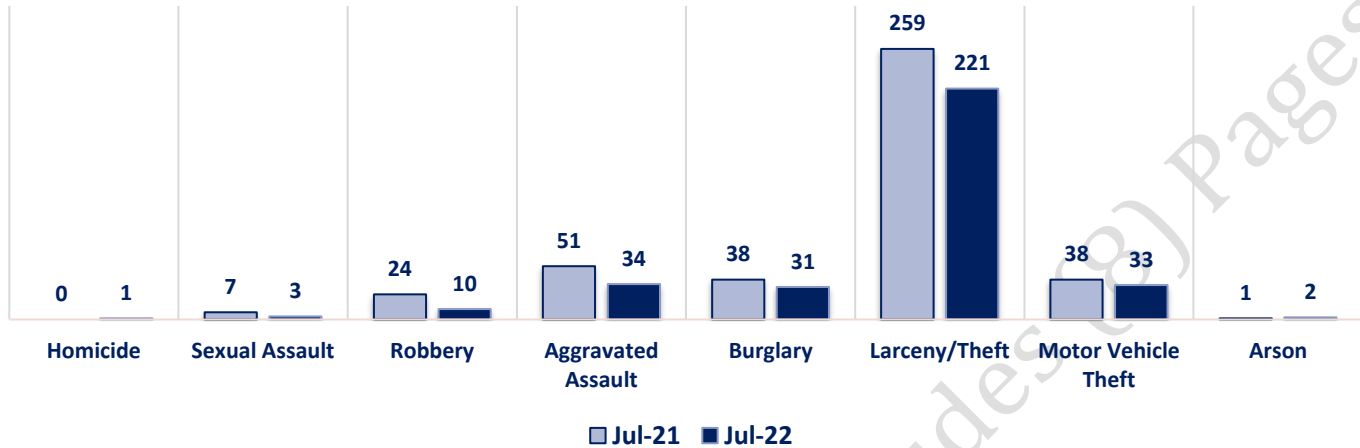
COMPSTAT OFFENSES	VIOLENT	Offense	Jul-21	Jul-22	EXTENDED COMPSTAT OFFENSES
		Homicide	0	1	
		Sexual Assault	7	3	
		Robbery	24	10	
		Aggravated Assault	51	34	
		Burglary	38	31	
		Larceny/Theft	259	221	
		Motor Vehicle Theft	38	33	
		Arson	1	2	
NON-UCR OFFENSES	PROPERTY	COMPSTAT TOTALS	418	335	
		Ambulance Calls	65	74	
		Deaths	8	3	
		Missing Persons	23	25	
		Suicides	0	0	
		Suspicious Activity	37	31	
		Traffic Accidents	83	95	
		All Other	363	417	
		NON-UCR TOTALS	579	645	
TOTALS		COMPSTAT OFFENSES	418	335	
		EXTENDED COMPSTAT OFFENSES	854	874	
		NON-UCR OFFENSES	579	645	
		TOTAL	1851	1854	

OFFENSE	Jul-21	Jul-22
Other Assaults	135	148
Forgery/Counterfeiting	7	4
Fraud	49	33
Embezzlement	0	0
Stolen Property	8	13
Vandalism	94	103
Weapons	19	9
Prostitution	0	0
Sex Offenses	4	9
Drug Abuse	72	80
Gambling	0	0
Family Offenses	79	63
DUI	20	17
Liquor Laws	0	4
Drunkenness	26	29
Disorderly Conduct	34	37
All Other Offenses	307	323
Curfew/Loitering	0	2
EXTENDED COMPSTAT TOTALS	854	874

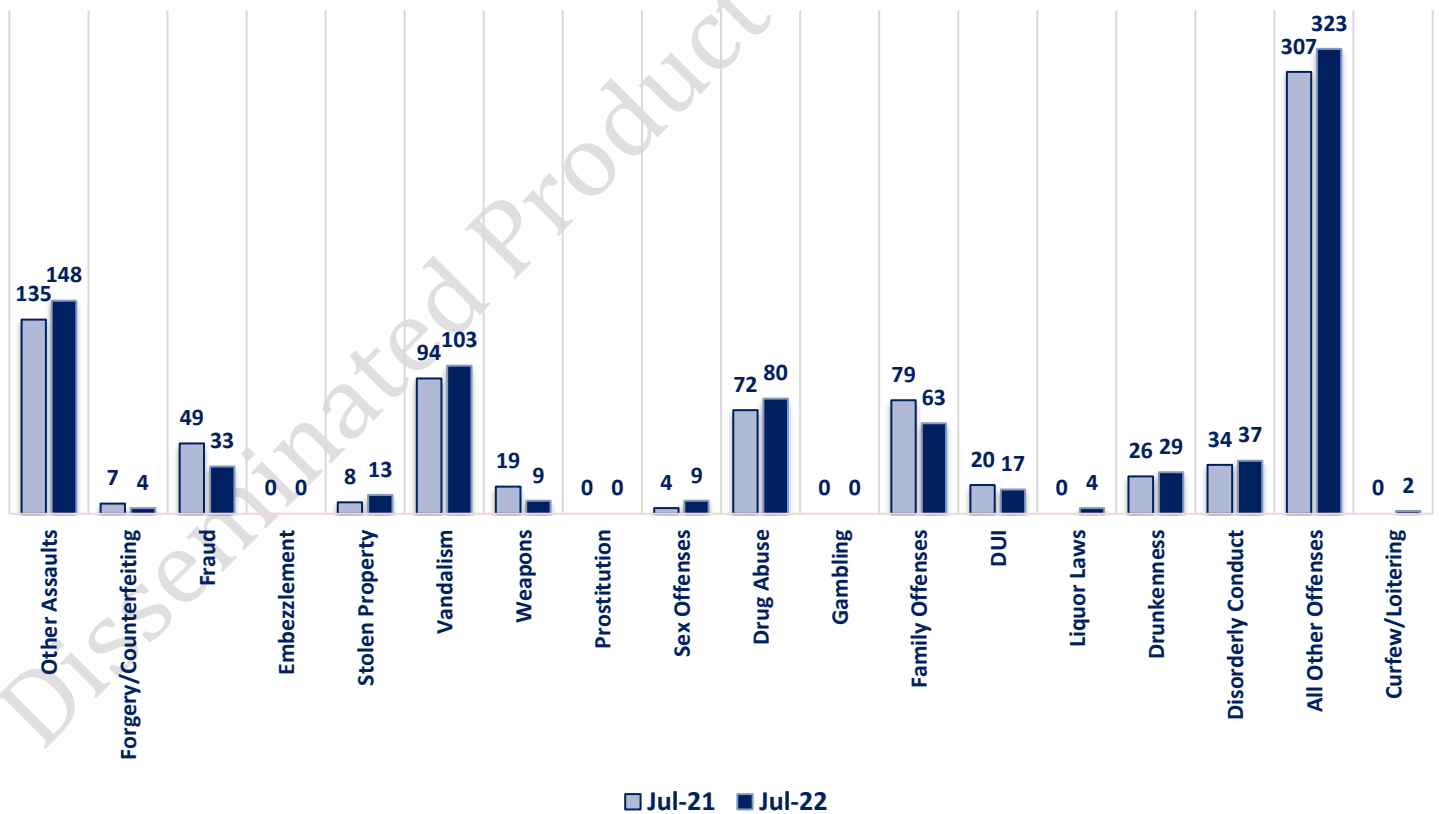
**JULY 2022 - COMPSTAT AND EXTENDED COMPSTAT OFFENSE  
PERCENTAGES**



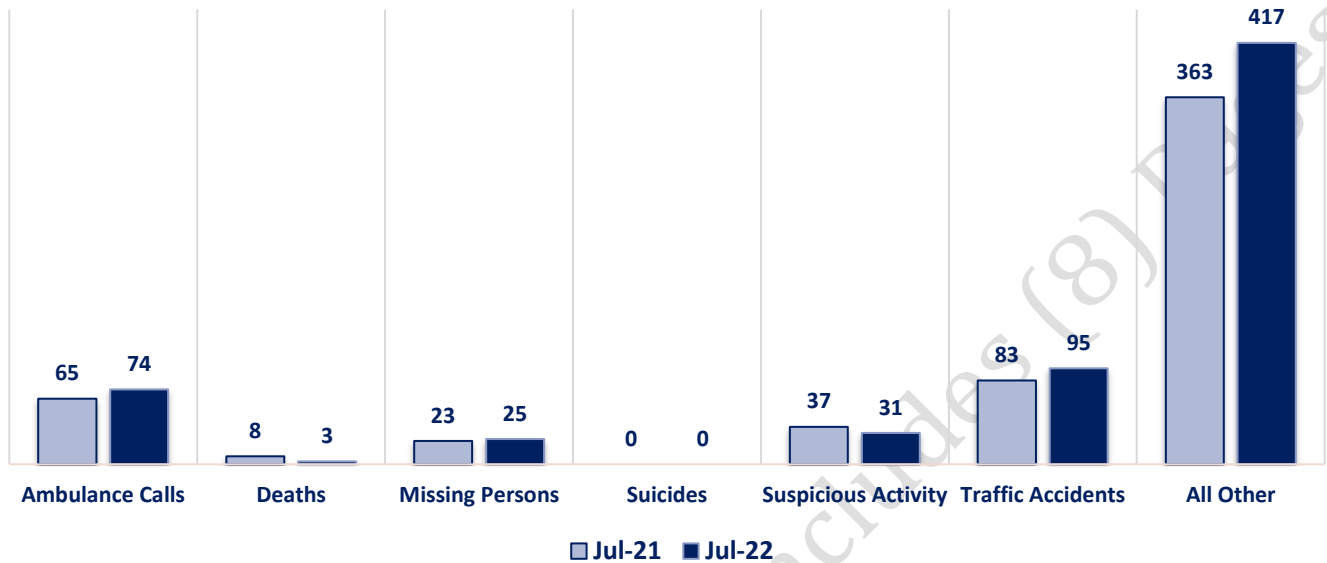
### CompStat Offenses



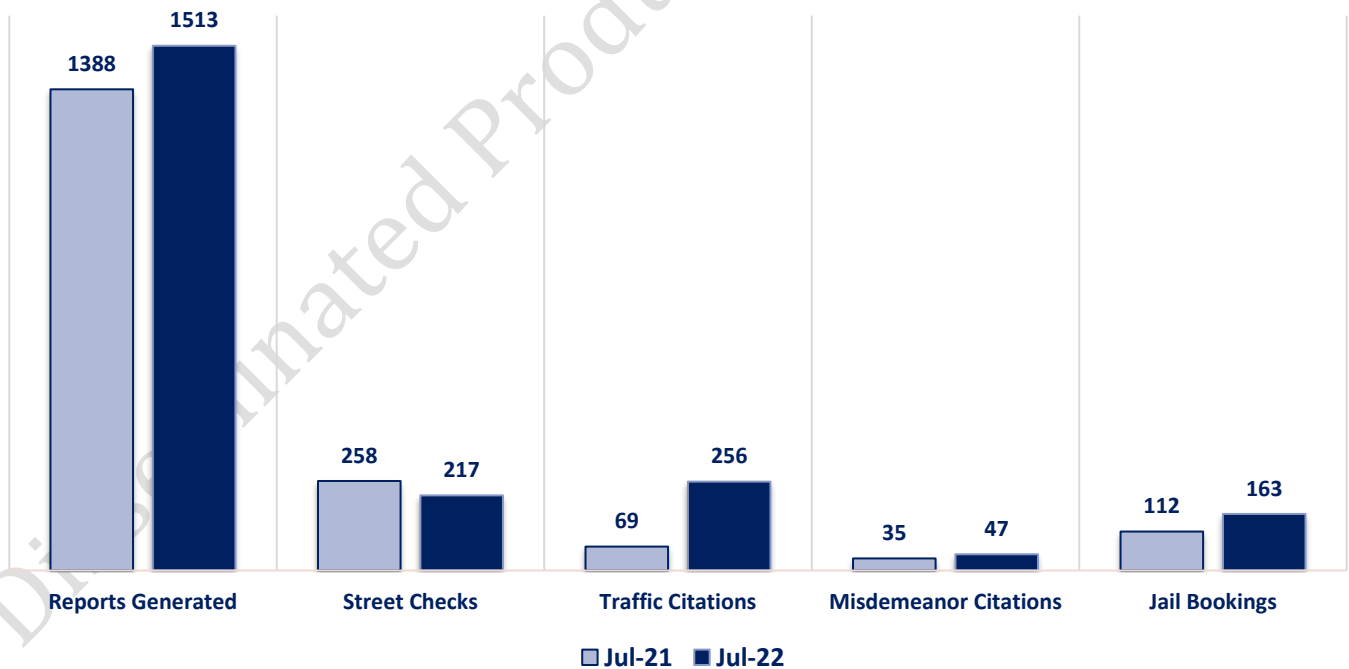
### Extended CompStat Offenses



### Non-UCR Offenses

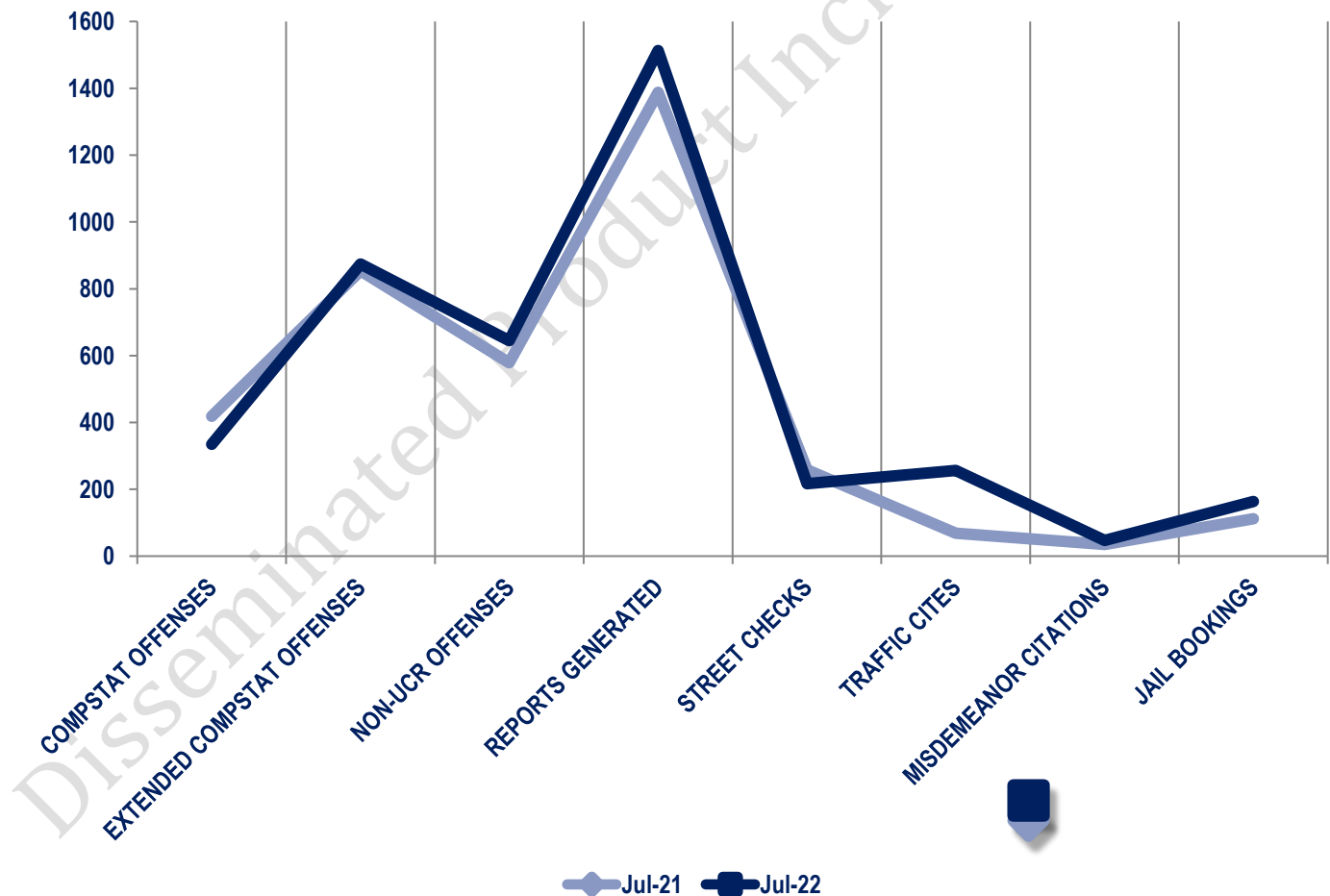


### Other Event Totals



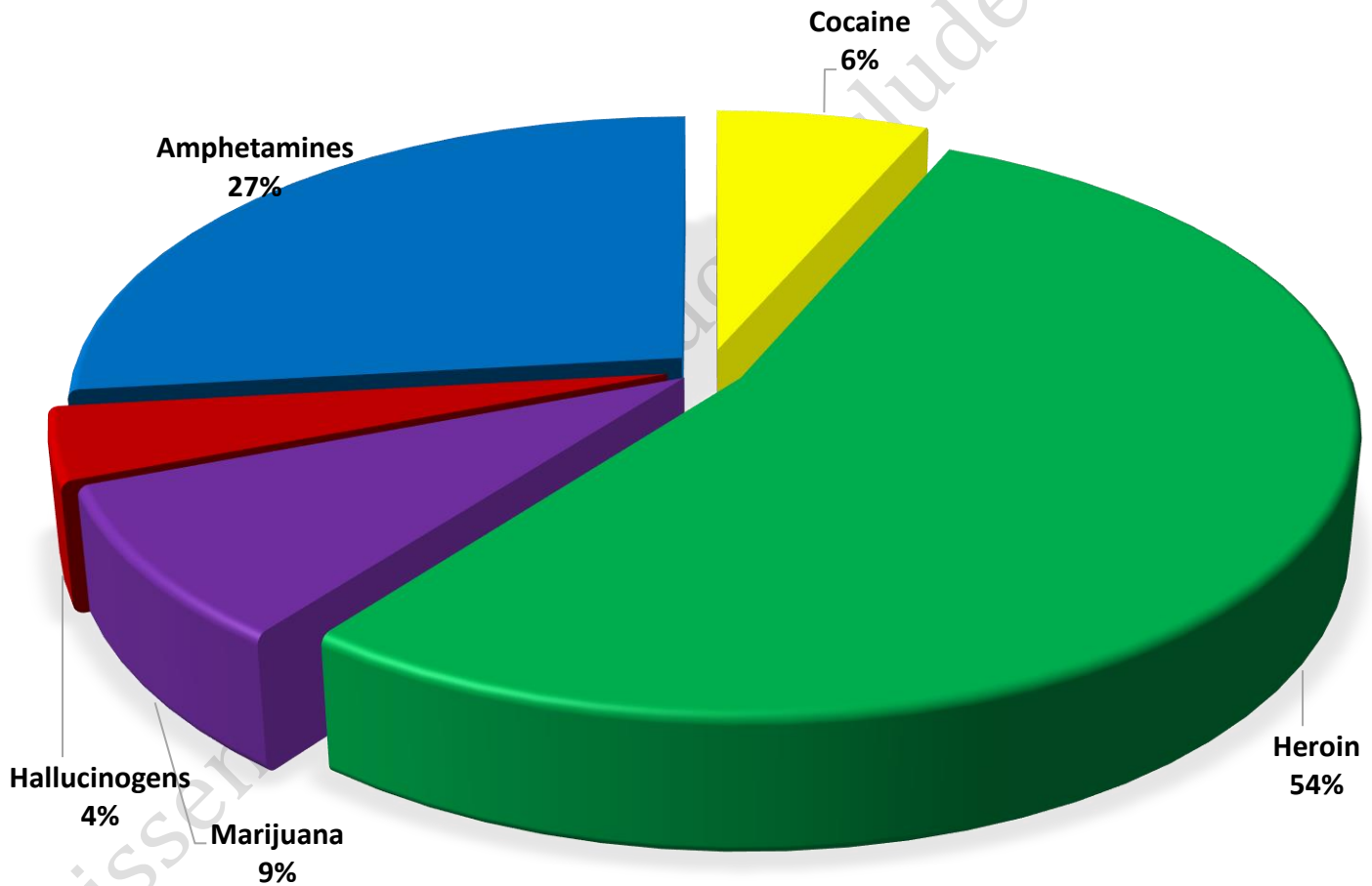
### Combined Offense/Event Trends

	JULY 2021	JULY 2022
<b>CompStat Offenses</b>	418	335
<b>Extended CompStat Offenses</b>	854	874
<b>Non-UCR Offenses</b>	579	645
<b>Reports Generated</b>	1388	1513
<b>Street Checks</b>	258	217
<b>Traffic Cites</b>	69	256
<b>Misdemeanor Citations</b>	35	47
<b>Jail Bookings</b>	112	163



### Seized Drugs

TYPE	DOSES	STREET VALUE
Cocaine	170.0	\$ 1,190.00
Heroin	1406.0	\$ 10,474.70
Marijuana	228.0	\$ 756.92
Hallucinogens	105.7	\$ 211.45
Amphetamines	699.0	\$ 4,893.00
<b>TOTAL</b>	<b>2608.7</b>	<b>\$ 17,526.07</b>



### CompStat & Extended CompStat Offenses - One Year

