



## CITY COUNCIL DISTRICT #7 MONTHLY OFFENSE SUMMARY

July 2022

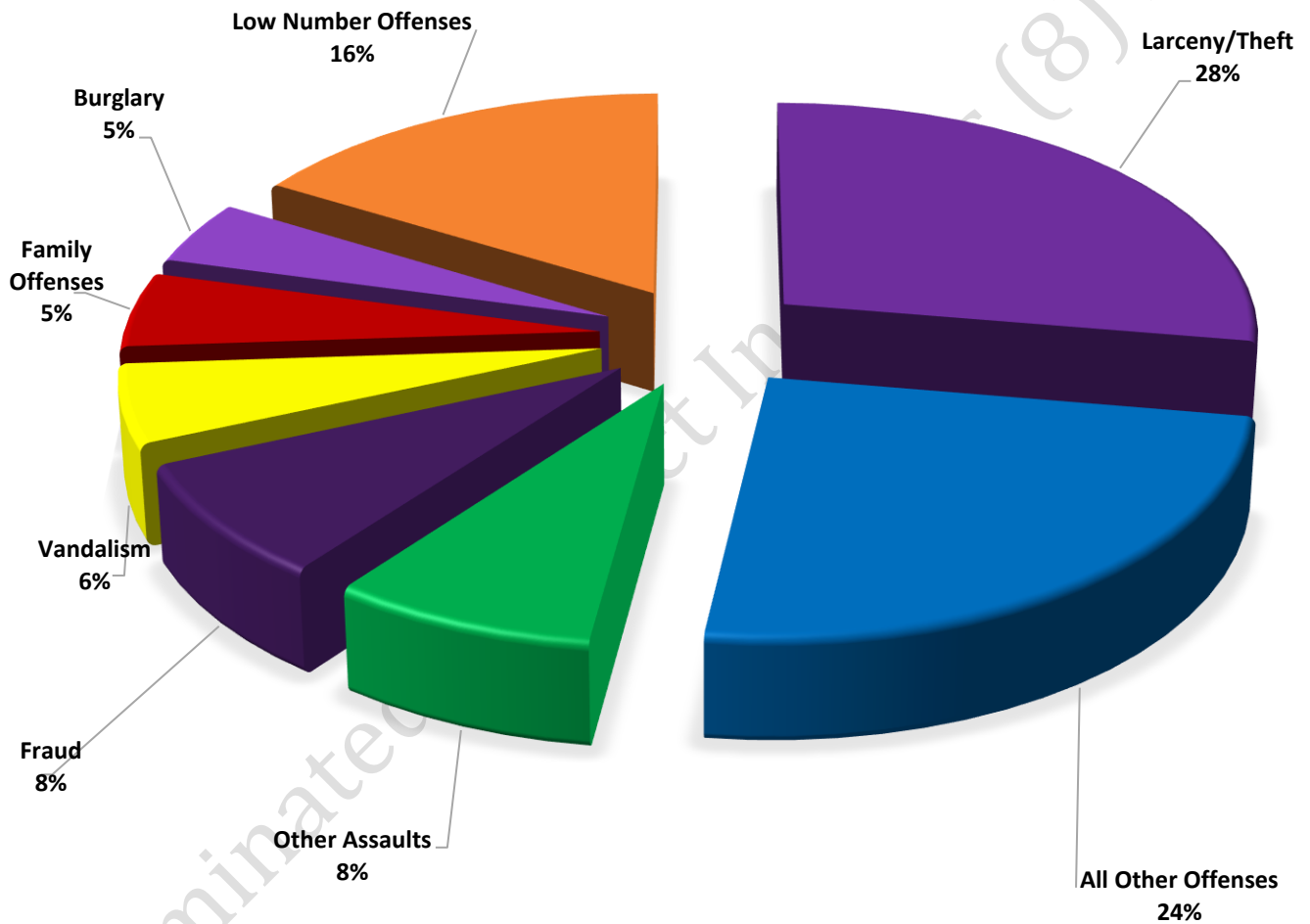
These figures represent preliminary counts of original Police Incident Reports and include all offenses within the above listed City Council District only. Full statistical analysis to determine the confidence level of this data has not been performed. The results contained herein are approximate in relation to the listed area and may not fully coincide with data shown in other areas of SLCPD's Crime Statistics page such as Calls for Service, Crimes Trending, and Crime Reports due to and reflective of departmental procedures that were in place at the time the event occurred and the date this data was compiled. Results displayed are not distinguished as attempted or completed crimes, do not include other calls for police service, and only represent police service where a report was made. Police Incident Reports are classified by primary offense categories as defined by the Uniform Crime Reporting (UCR) system, however for this report all offenses are included, and each incident may have more than one offense listed on it. In cases where there is more than one offense listed, all offenses are counted individually. Although every reasonable verification effort is made, the accuracy of any data is subject to the constraints of the report generation process as well as the manner, format, and point in time of any query.

- 
- COMPSTAT OFFENSES:** (Part I) Chosen by the FBI as Part I Offenses because they are serious crimes that occur with regularity in all areas of the country and are likely to be reported to Police.
  - EXTENDED COMPSTAT OFFENSES:** (Part II) All other crimes other than the eight CompStat Offenses. The Uniform Crime Reporting Program gathers only arrest data for these offenses, however, SLCPD results displayed in this document display all of these, regardless of the presence of arrest data.
  - ALL OTHER OFFENSES:** Under the Extended CompStat Offense section, 'All Other Offenses' include Peeping Tom, Trespass, Kidnap/Abduction, Pornography, Extortion/Blackmail, Bribery, Warrants, Sexual Offenses, Obstruction, Public Peace, and Hit & Run.
  - NON-UCR OFFENSES:** Non-UCR Offenses include reports for all other offenses not classified as a CompStat or Extended CompStat Offense. Results displayed separate some of these offenses such as Ambulance Calls, Deaths, Missing Persons, Suicides, Suspicious Activity, and Traffic Accidents.
  - ALL OTHER NON-UCR:** Under the Non-UCR category, 'All Other' include the remainder of offenses not classified as CompStat or CompStat Extended and not separated from the Non-UCR Offenses. These include things such as Loud Parties, Barking Dogs, Mentally Ill Subjects, Citizen Assistance, etc.
  - LOW NUMBER OFFENSES:** On page two, in the interest of space and allowing for easier viewing, the category titled 'Low Number Offenses' include CompStat and Extended CompStat Offenses from page one that have totals under the amount of 17.

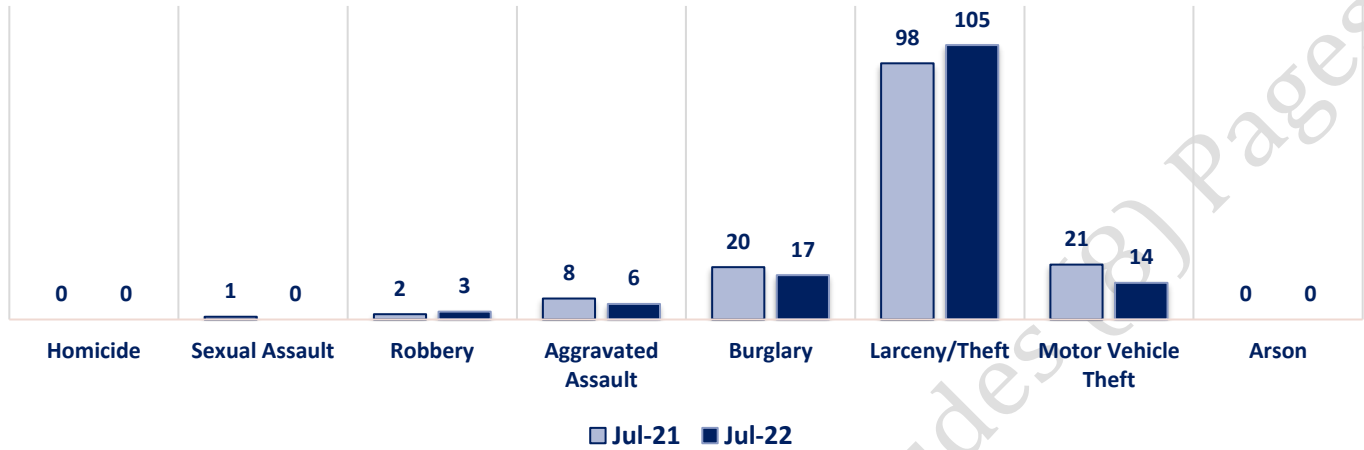
### Offenses

		Offense	Jul-21	Jul-22	OFFENSE	Jul-21	Jul-22
COMPSTAT OFFENSES	VIOLENT	Homicide	0	0	Other Assaults	25	31
		Sexual Assault	1	0	Forgery/Counterfeiting	0	2
		Robbery	2	3	Fraud	23	31
		Aggravated Assault	8	6	Embezzlement	1	0
	PROPERTY	Burglary	20	17	Stolen Property	2	2
		Larceny/Theft	98	105	Vandalism	27	21
		Motor Vehicle Theft	21	14	Weapons	0	2
		Arson	0	0	Prostitution	1	0
		COMPSTAT TOTALS	150	145	Sex Offenses	1	0
NON-UCR OFFENSES	Ambulance Calls	13	11	Drug Abuse	18	17	
	Deaths	3	3	Gambling	0	0	
	Missing Persons	2	2	Family Offenses	23	20	
	Suicides	1	1	DUI	7	6	
	Suspicious Activity	14	9	Liquor Laws	2	0	
	Traffic Accidents	45	38	Drunkenness	3	4	
	All Other	99	104	Disorderly Conduct	3	5	
	NON-UCR TOTALS	177	168	All Other Offenses	77	93	
	COMPSTAT OFFENSES	150	145	Curfew/Loitering	0	1	
	EXTENDED COMPSTAT OFFENSES	213	235	EXTENDED COMPSTAT TOTALS	213	235	
TOTALS	NON-UCR OFFENSES	177	168				
	TOTAL	540	548				

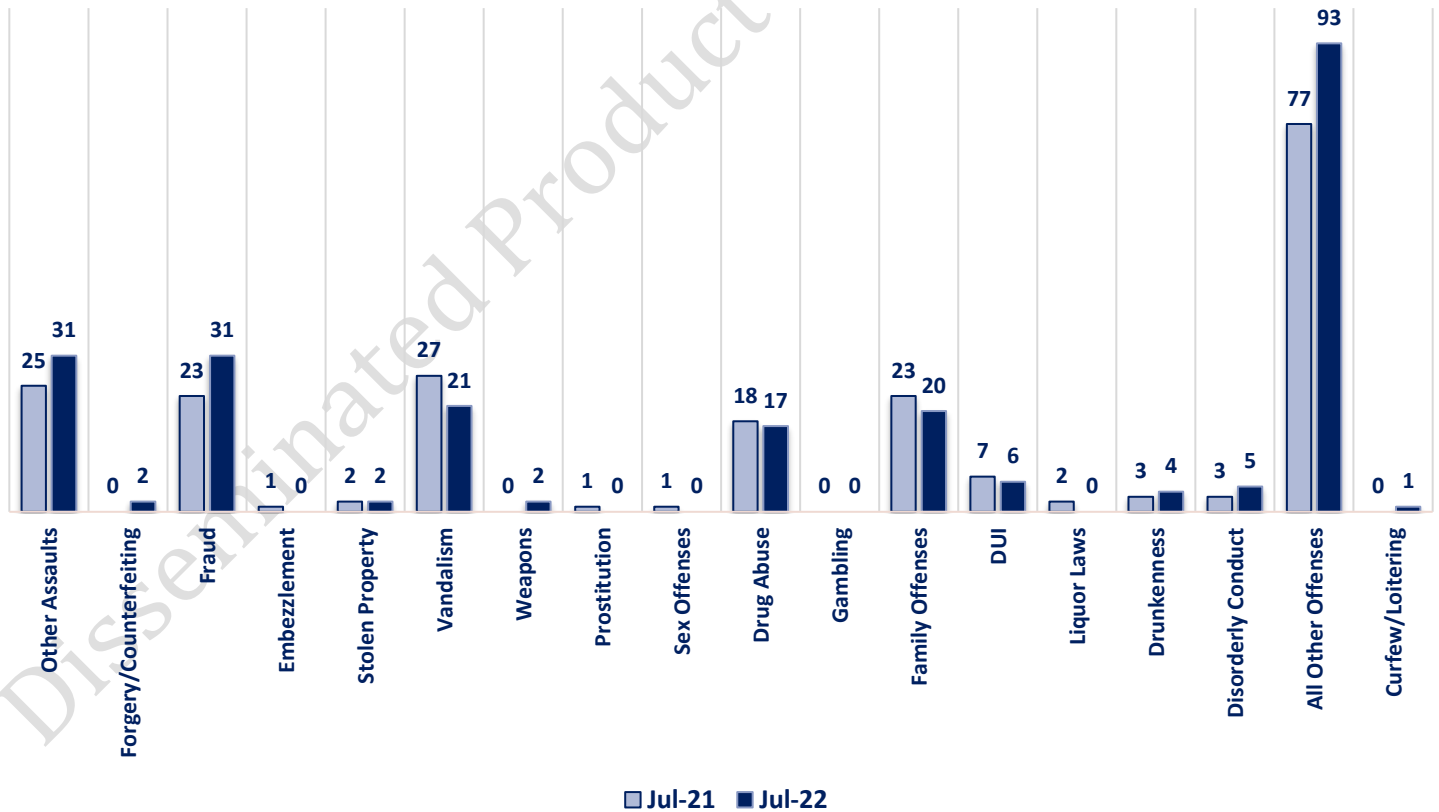
**JULY 2022 - COMPSTAT AND EXTENDED COMPSTAT OFFENSE PERCENTAGES**



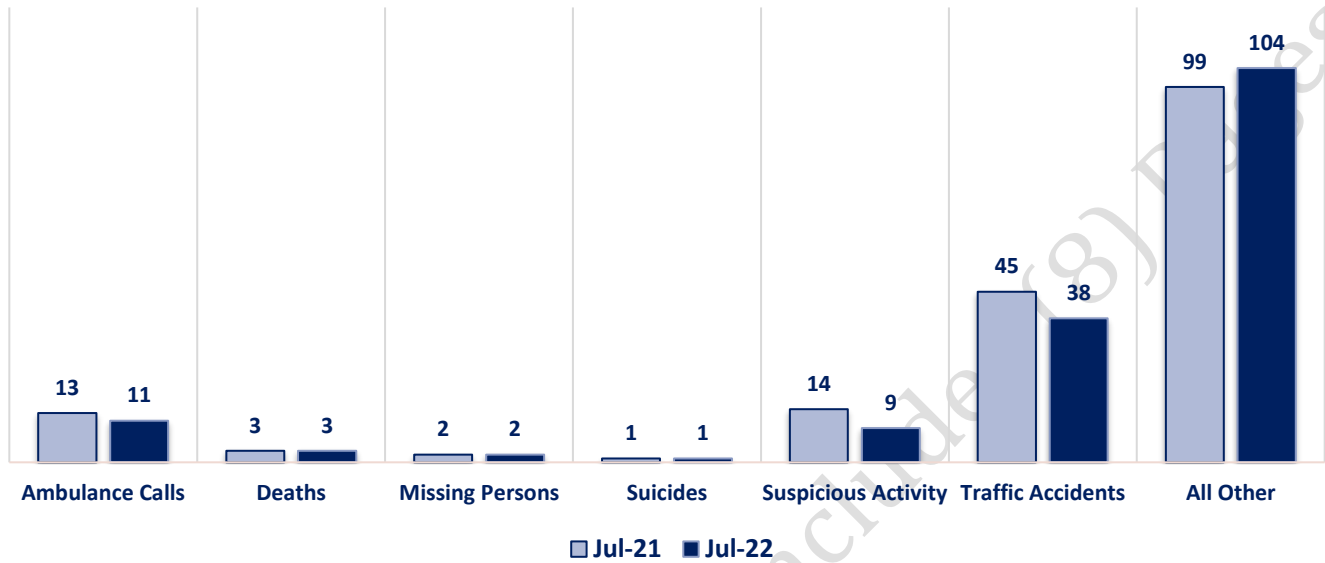
### CompStat Offenses



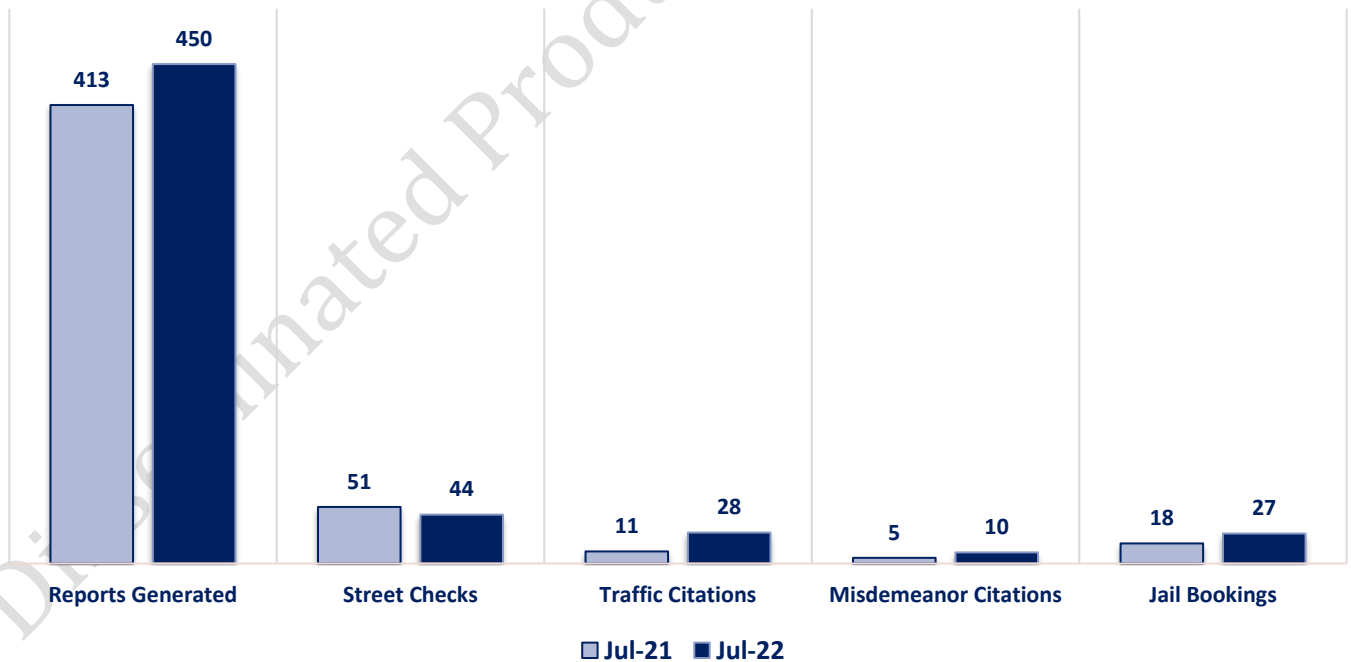
### Extended CompStat Offenses



### Non-UCR Offenses

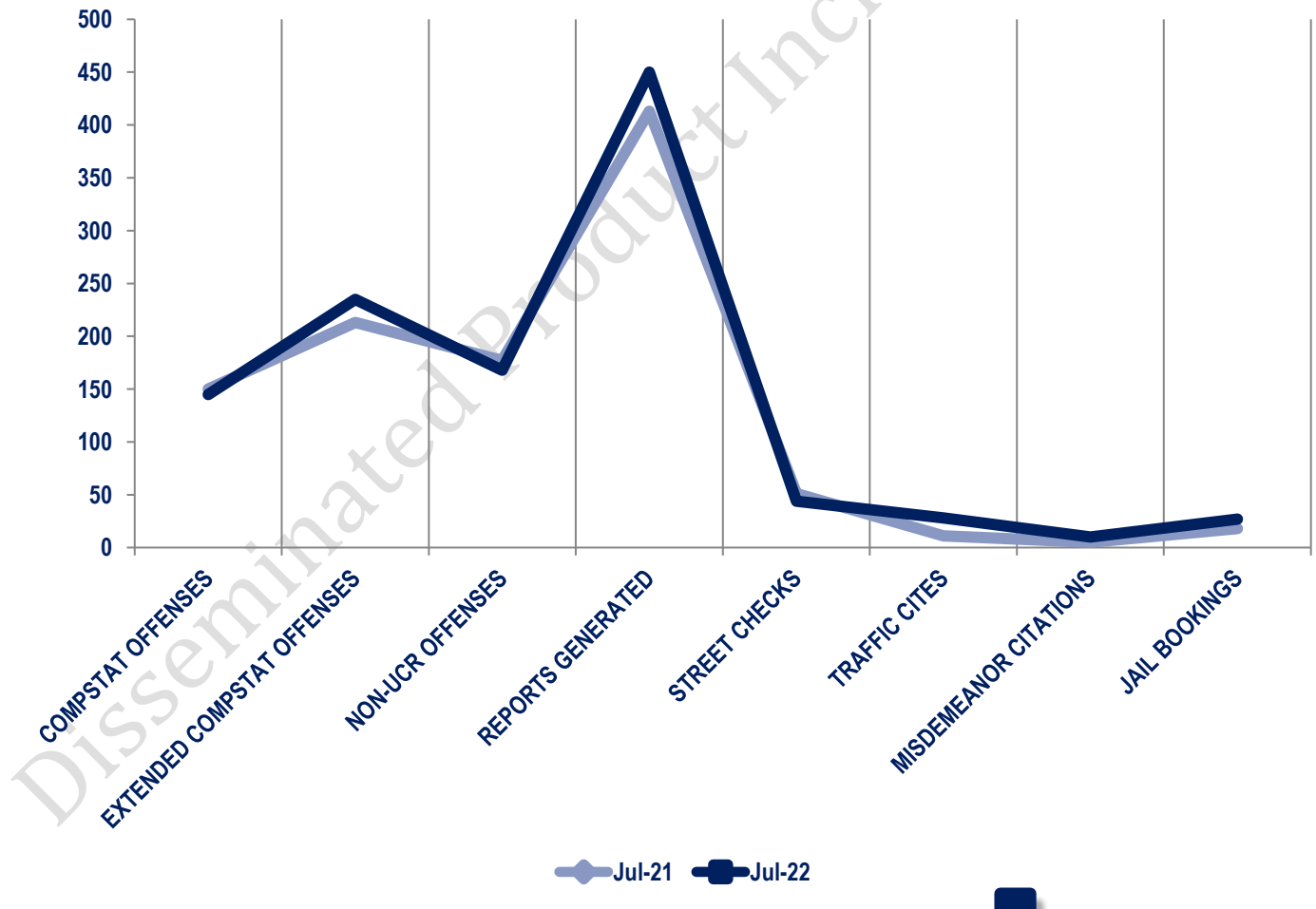


### Other Event Totals



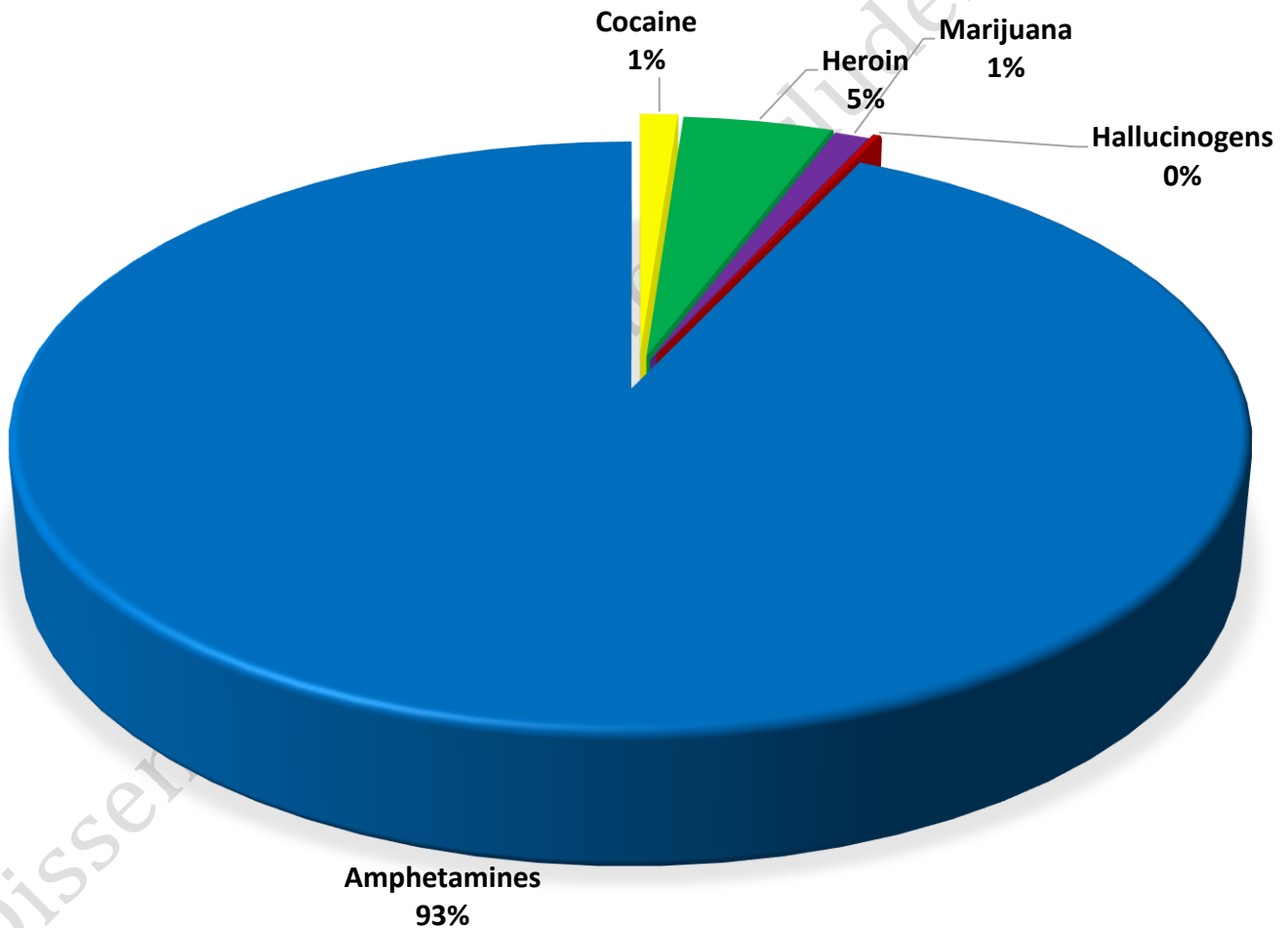
### Combined Offense/Event Trends

	JULY 2021	JULY 2022
<b>CompStat Offenses</b>	150	145
<b>Extended CompStat Offenses</b>	213	235
<b>Non-UCR Offenses</b>	177	168
<b>Reports Generated</b>	413	450
<b>Street Checks</b>	51	44
<b>Traffic Cites</b>	11	28
<b>Misdemeanor Citations</b>	5	10
<b>Jail Bookings</b>	18	27



### Seized Drugs

TYPE	DOSES	STREET VALUE
Cocaine	35.0	\$ 245.00
Heroin	139.0	\$ 1,035.55
Marijuana	31.7	\$ 105.40
Hallucinogens	6.0	\$ 11.99
Amphetamines	2804.2	\$ 19,629.43
<b>TOTAL</b>	<b>3015.9</b>	<b>\$ 21,027.37</b>



**CompStat & Extended CompStat Offenses - One Year**

