



CITY COUNCIL DISTRICT #1 MONTHLY OFFENSE SUMMARY

August 2022

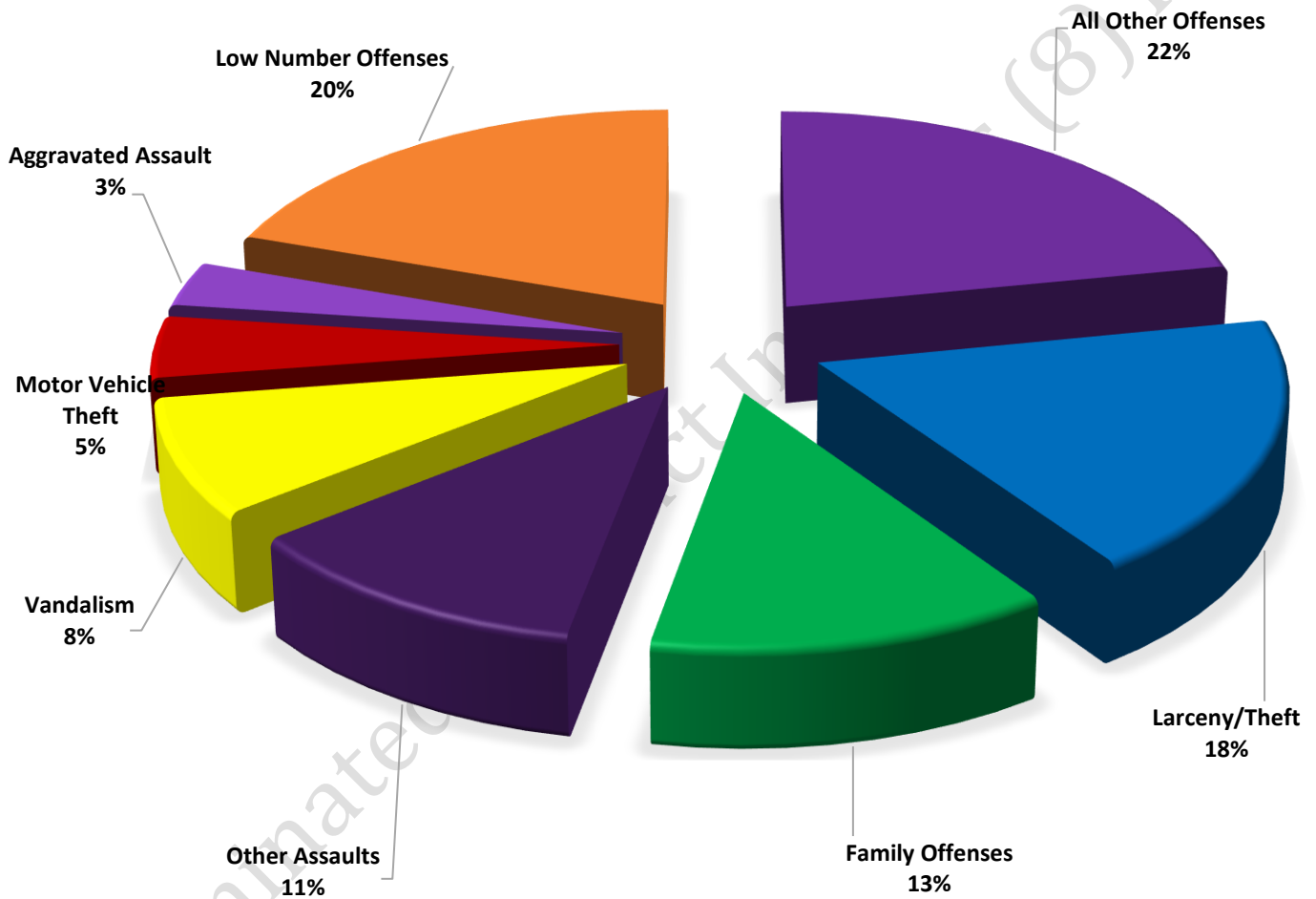
These figures represent preliminary counts of original Police Incident Reports and include all offenses within the above listed City Council District only. Full statistical analysis to determine the confidence level of this data has not been performed. The results contained herein are approximate in relation to the listed area and may not fully coincide with data shown in other areas of SLCPD's Crime Statistics page such as Calls for Service, Crimes Trending, and Crime Reports due to and reflective of departmental procedures that were in place at the time the event occurred and the date this data was compiled. Results displayed are not distinguished as attempted or completed crimes, do not include other calls for police service, and only represent police service where a report was made. Police Incident Reports are classified by primary offense categories as defined by the Uniform Crime Reporting (UCR) system, however for this report all offenses are included, and each incident may have more than one offense listed on it. In cases where there is more than one offense listed, all offenses are counted individually. Although every reasonable verification effort is made, the accuracy of any data is subject to the constraints of the report generation process as well as the manner, format, and point in time of any query.

-
- COMPSTAT OFFENSES:**
(Part I) Chosen by the FBI as Part I Offenses because they are serious crimes that occur with regularity in all areas of the country and are likely to be reported to Police.
 - EXTENDED COMPSTAT OFFENSES:**
(Part II) All other crimes other than the eight CompStat Offenses. The Uniform Crime Reporting Program gathers only arrest data for these offenses, however, SLCPD results displayed in this document display all of these, regardless of the presence of arrest data.
 - ALL OTHER OFFENSES:** Under the Extended CompStat Offense section, 'All Other Offenses' include Peeping Tom, Trespass, Kidnap/Abduction, Pornography, Extortion/Blackmail, Bribery, Warrants, Sexual Offenses, Obstruction, Public Peace, and Hit & Run.
 - NON-UCR OFFENSES:** Non-UCR Offenses include reports for all other offenses not classified as a CompStat or Extended CompStat Offense. Results displayed separate some of these offenses such as Ambulance Calls, Deaths, Missing Persons, Suicides, Suspicious Activity, and Traffic Accidents.
 - ALL OTHER NON-UCR:** Under the Non-UCR category, 'All Other' include the remainder of offenses not classified as CompStat or CompStat Extended and not separated from the Non-UCR Offenses. These include things such as Loud Parties, Barking Dogs, Mentally Ill Subjects, Citizen Assistance, etc.
 - LOW NUMBER OFFENSES:** On page two, in the interest of space and allowing for easier viewing, the category titled 'Low Number Offenses' include CompStat and Extended CompStat Offenses from page one that have totals under the amount of 15.

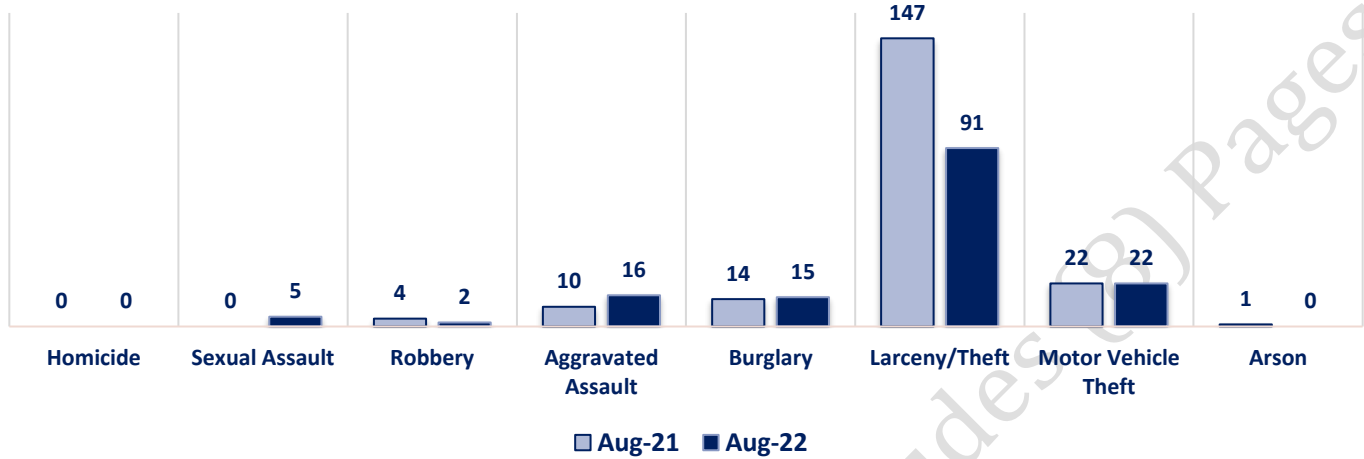
Offenses

		Offense	Aug-21	Aug-22	OFFENSE	Aug-21	Aug-22
COMPSTAT OFFENSES	VIOLENT	Homicide	0	0	Other Assaults	37	56
		Sexual Assault	0	5	Forgery/Counterfeiting	3	10
		Robbery	4	2	Fraud	14	15
		Aggravated Assault	10	16	Embezzlement	0	0
	PROPERTY	Burglary	14	15	Stolen Property	5	4
		Larceny/Theft	147	91	Vandalism	32	41
		Motor Vehicle Theft	22	22	Weapons	4	5
		Arson	1	0	Prostitution	0	0
COMPSTAT TOTALS		198	151	Sex Offenses	2	2	
NON-UCR OFFENSES	Ambulance Calls	13	17	Drug Abuse	19	15	
	Deaths	3	3	Gambling	0	0	
	Missing Persons	2	6	Family Offenses	34	62	
	Suicides	0	0	DUI	7	5	
	Suspicious Activity	19	18	Liquor Laws	0	1	
	Traffic Accidents	45	37	Drunkenness	7	11	
	All Other	141	143	Disorderly Conduct	7	7	
	NON-UCR TOTALS		223	224	All Other Offenses	88	108
COMPSTAT OFFENSES		198	151	Curfew/Loitering	0	0	
TOTALS	EXTENDED COMPSTAT OFFENSES	259	342	EXTENDED COMPSTAT TOTALS		259	342
	NON-UCR OFFENSES	223	224				
	TOTAL	680	717				

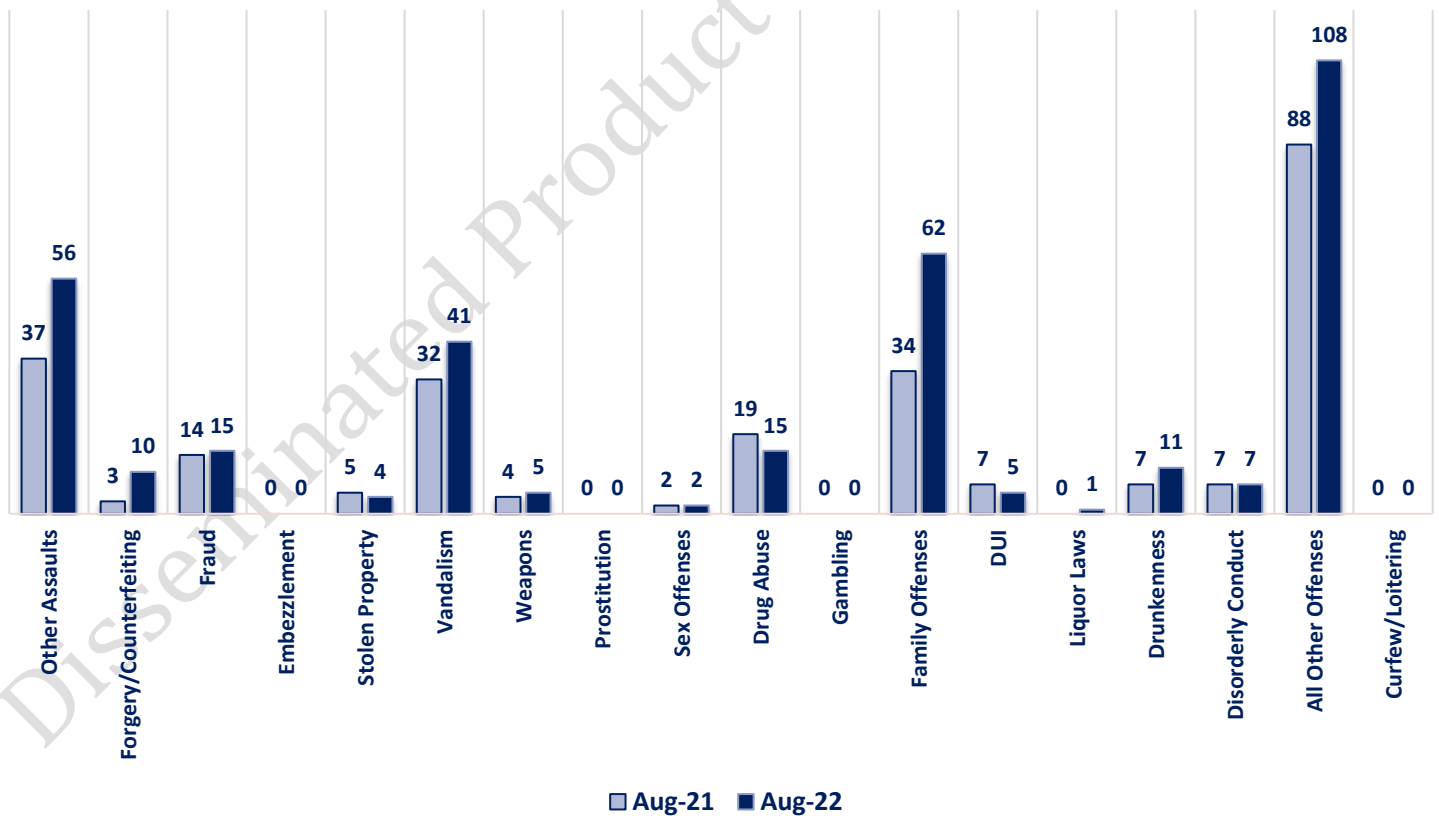
**AUGUST 2022 - COMPSTAT AND EXTENDED COMPSTAT
OFFENSE PERCENTAGES**



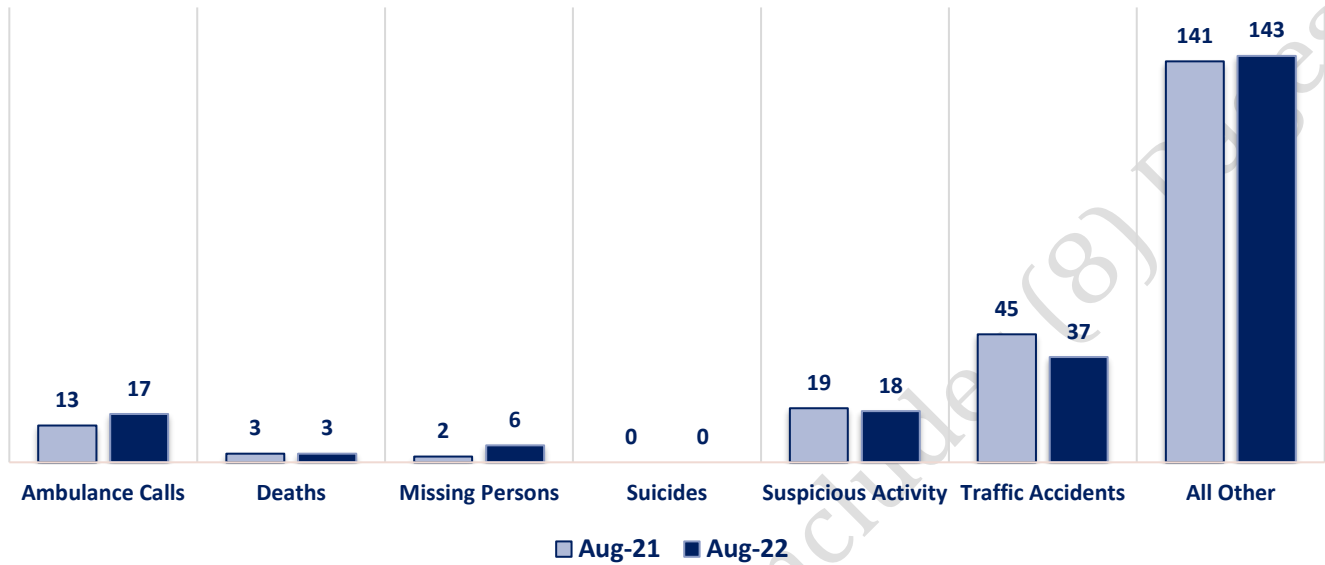
CompStat Offenses



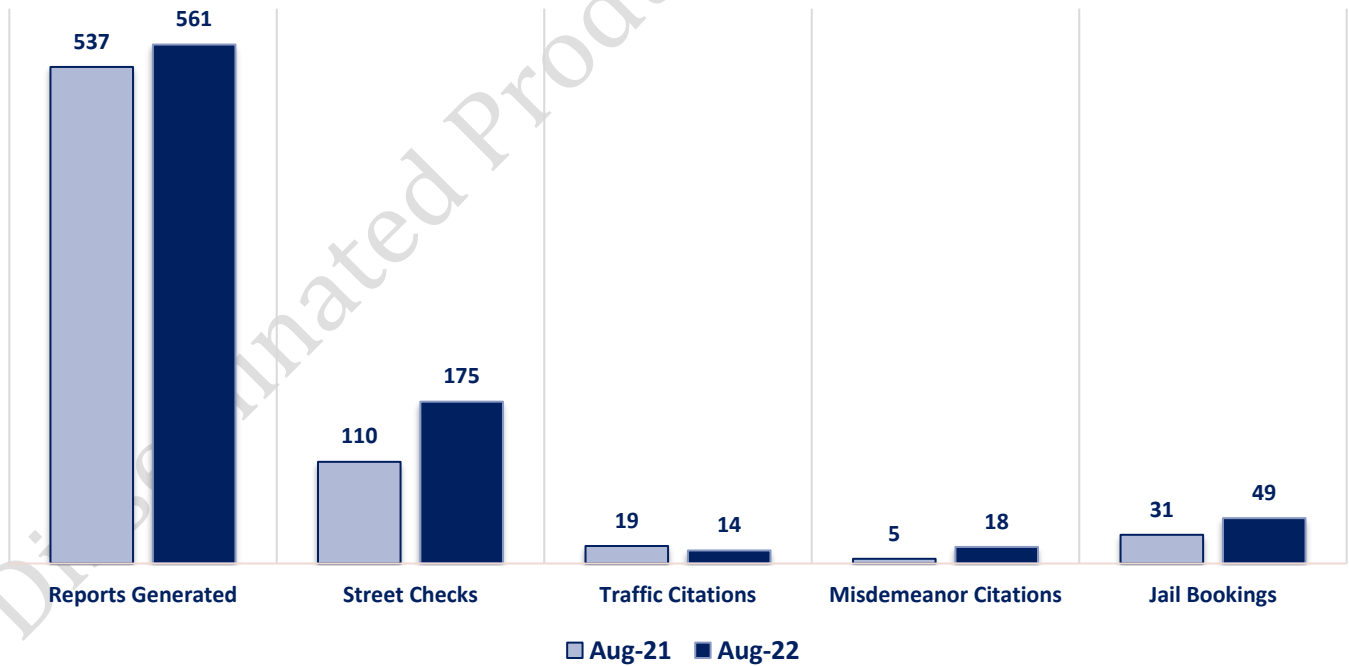
Extended CompStat Offenses



Non-UCR Offenses



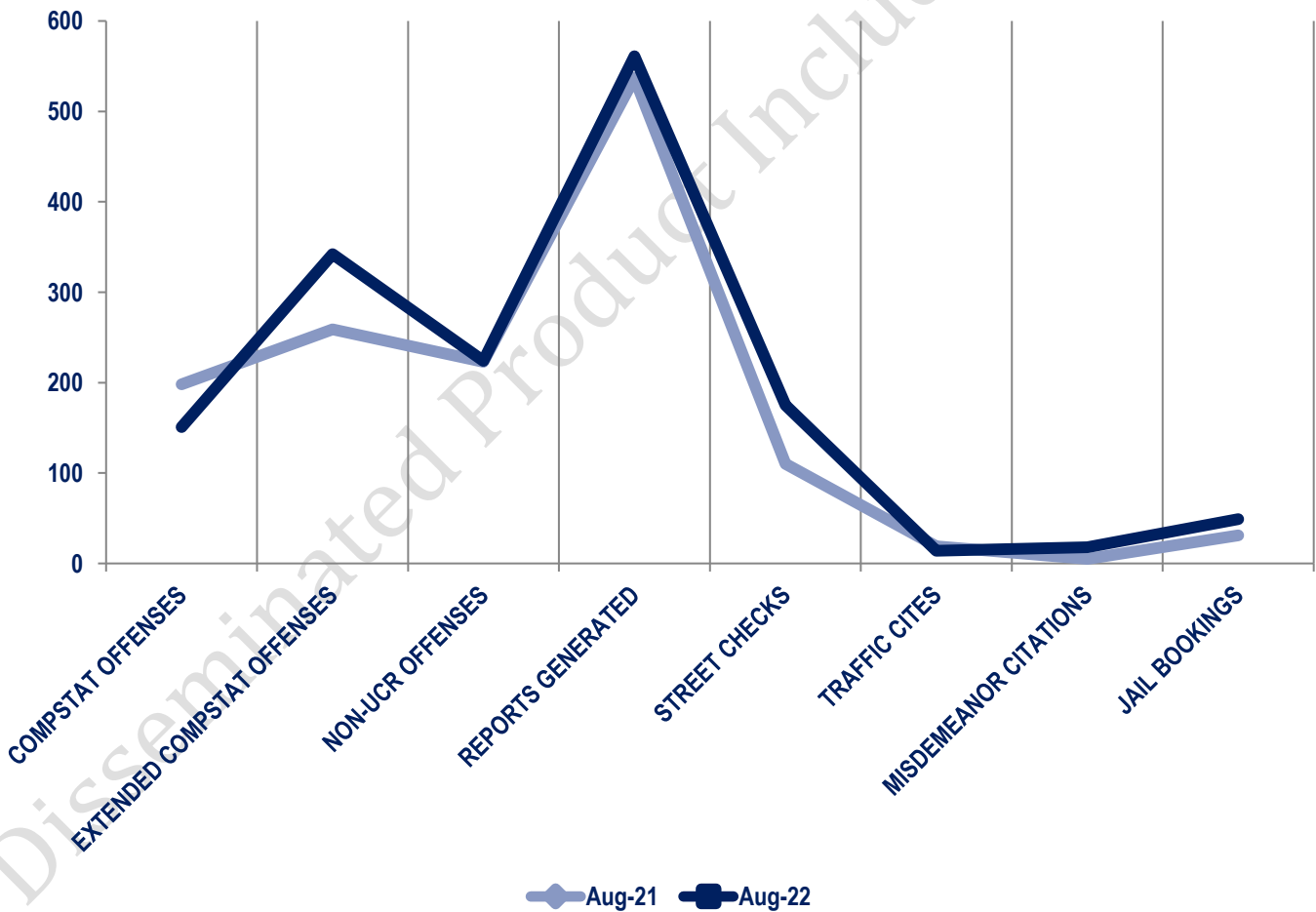
Other Event Totals



Combined Offense/Event Trends

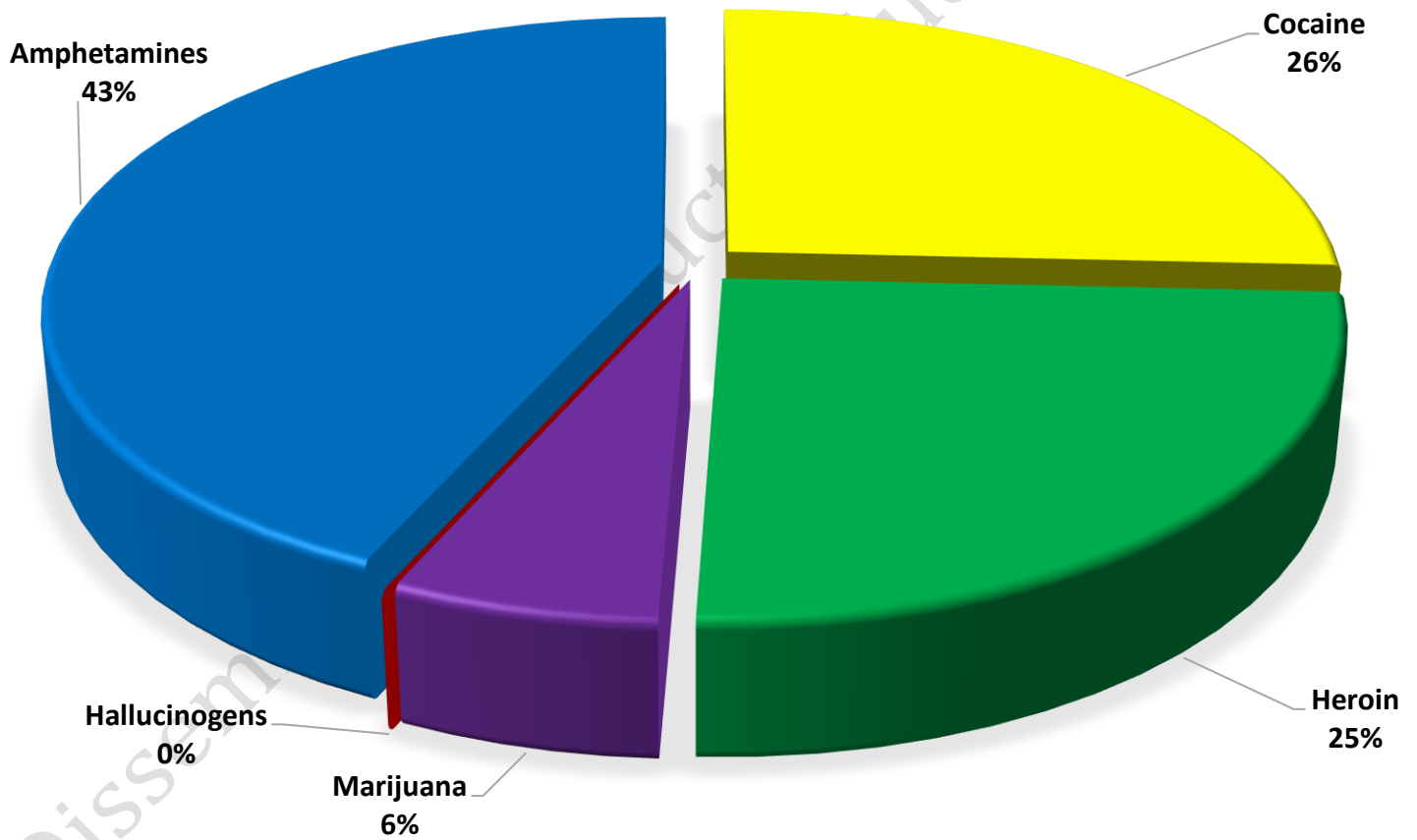
*Street checks include private impounds

	AUG 2021	AUG 2022
CompStat Offenses	198	151
Extended CompStat Offenses	259	342
Non-UCR Offenses	223	224
Reports Generated	537	561
Street Checks	110	175
Traffic Cites	19	14
Misdemeanor Citations	5	18
Jail Bookings	31	49

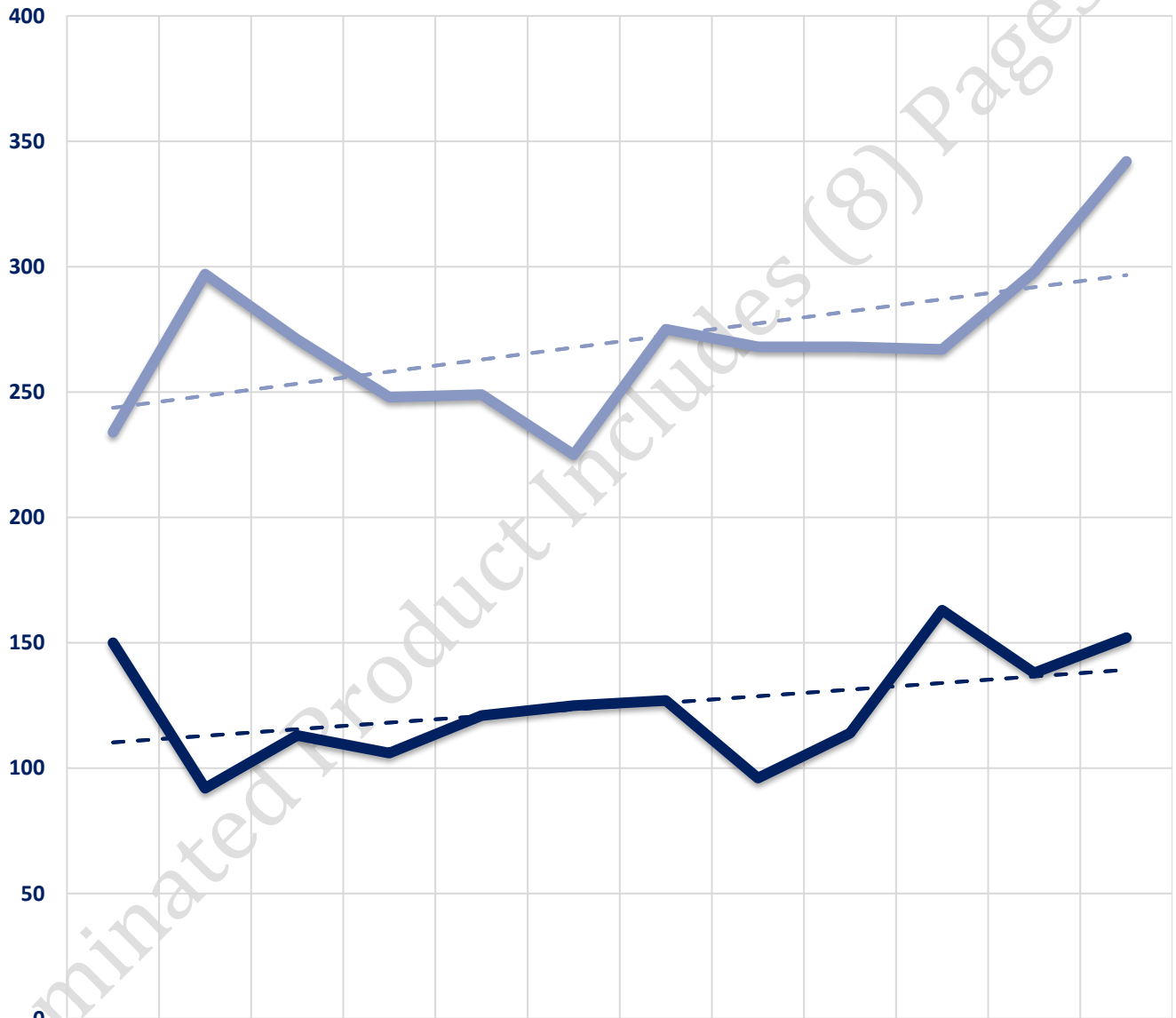


Seized Drugs

TYPE	DOSES	STREET VALUE
Cocaine	191.0	\$ 1,337.00
Heroin	185.1	\$ 1,378.97
Marijuana	44.9	\$ 149.14
Hallucinogens	0.0	\$ -
Amphetamines	321.1	\$ 2,248.02
TOTAL	742.2	\$ 5,113.13



CompStat & Extended CompStat Offenses - One Year



	SEPT 2021	OCT 2021	NOV 2021	DEC 2021	JAN 2022	FEB 2022	MAR 2022	APR 2022	MAY 2022	JUN 2022	JUL 2022	AUG 2022
CompStat	150	92	113	106	121	125	127	96	114	163	138	152
Extended CompStat	234	297	271	248	249	225	275	268	268	267	298	342

-- Part II Linear Forecast

-- Linear (Extended CompStat)