



## CITY COUNCIL DISTRICT #6 MONTHLY OFFENSE SUMMARY

August 2022

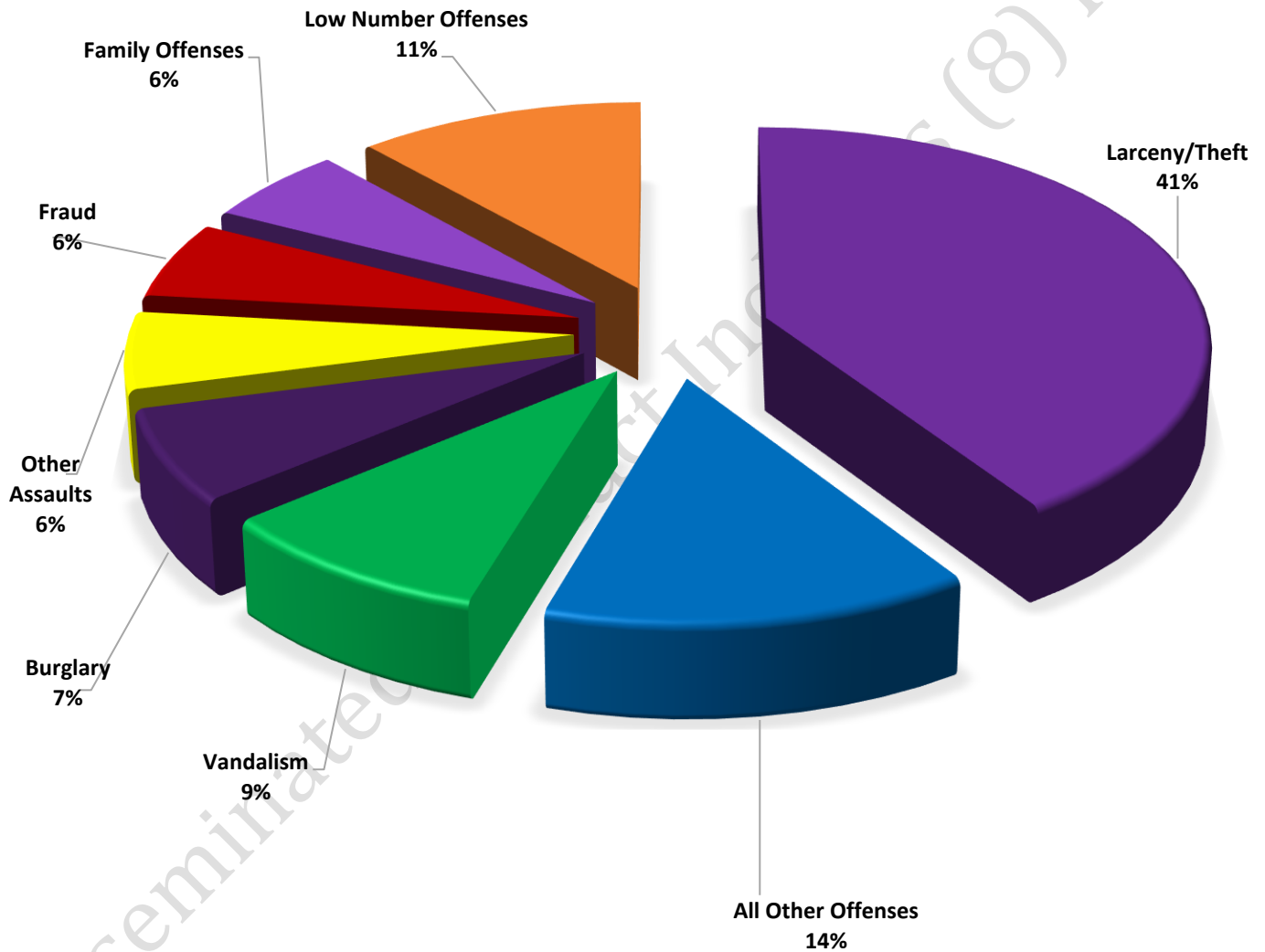
These figures represent preliminary counts of original Police Incident Reports and include all offenses within the above listed City Council District only. Full statistical analysis to determine the confidence level of this data has not been performed. The results contained herein are approximate in relation to the listed area and may not fully coincide with data shown in other areas of SLCPD's Crime Statistics page such as Calls for Service, Crimes Trending, and Crime Reports due to and reflective of departmental procedures that were in place at the time the event occurred and the date this data was compiled. Results displayed are not distinguished as attempted or completed crimes, do not include other calls for police service, and only represent police service where a report was made. Police Incident Reports are classified by primary offense categories as defined by the Uniform Crime Reporting (UCR) system, however for this report all offenses are included, and each incident may have more than one offense listed on it. In cases where there is more than one offense listed, all offenses are counted individually. Although every reasonable verification effort is made, the accuracy of any data is subject to the constraints of the report generation process as well as the manner, format, and point in time of any query.

- 
- COMPSTAT OFFENSES:** (Part I) Chosen by the FBI as Part I Offenses because they are serious crimes that occur with regularity in all areas of the country and are likely to be reported to Police.
  - EXTENDED COMPSTAT OFFENSES:** (Part II) All other crimes other than the eight CompStat Offenses. The Uniform Crime Reporting Program gathers only arrest data for these offenses, however, SLCPD results displayed in this document display all of these, regardless of the presence of arrest data.
  - ALL OTHER OFFENSES:** Under the Extended CompStat Offense section, 'All Other Offenses' include Peeping Tom, Trespass, Kidnap/Abduction, Pornography, Extortion/Blackmail, Bribery, Warrants, Sexual Offenses, Obstruction, Public Peace, and Hit & Run.
  - NON-UCR OFFENSES:** Non-UCR Offenses include reports for all other offenses not classified as a CompStat or Extended CompStat Offense. Results displayed separate some of these offenses such as Ambulance Calls, Deaths, Missing Persons, Suicides, Suspicious Activity, and Traffic Accidents.
  - ALL OTHER NON-UCR:** Under the Non-UCR category, 'All Other' include the remainder of offenses not classified as CompStat or CompStat Extended and not separated from the Non-UCR Offenses. These include things such as Loud Parties, Barking Dogs, Mentally Ill Subjects, Citizen Assistance, etc.
  - LOW NUMBER OFFENSES:** On page two, in the interest of space and allowing for easier viewing, the category titled 'Low Number Offenses' include CompStat and Extended CompStat Offenses from page one that have totals under the amount of 4.

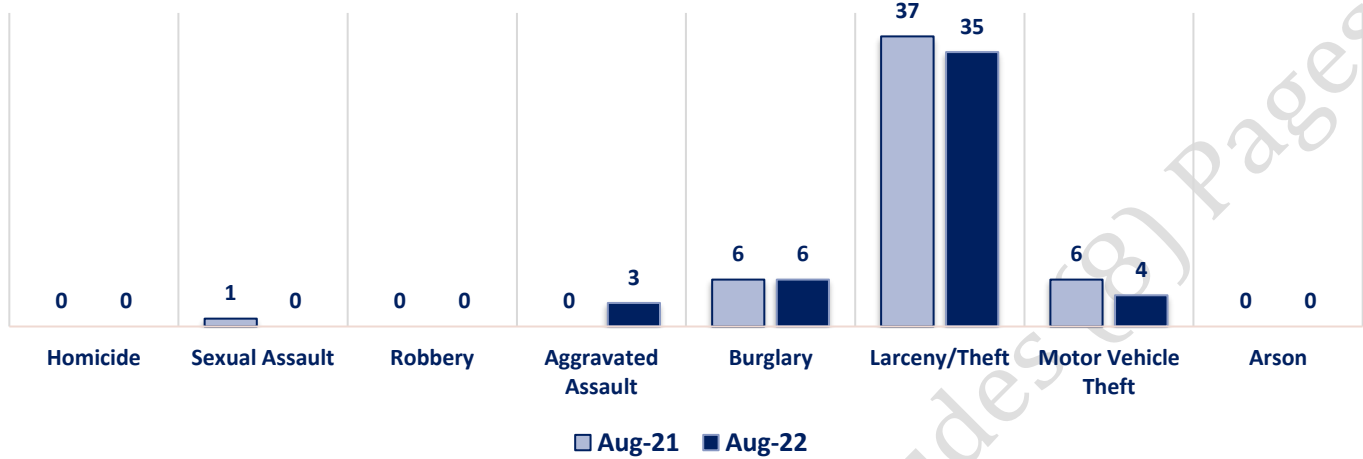
### Offenses

		Offense	Aug-21	Aug-22	OFFENSE	Aug-21	Aug-22
COMPSTAT OFFENSES	VIOLENT	Homicide	0	0	Other Assaults	6	5
		Sexual Assault	1	0	Forgery/Counterfeiting	1	0
		Robbery	0	0	Fraud	3	5
		Aggravated Assault	0	3	Embezzlement	0	0
	PROPERTY	Burglary	6	6	Stolen Property	1	0
		Larceny/Theft	37	35	Vandalism	11	8
		Motor Vehicle Theft	6	4	Weapons	1	0
		Arson	0	0	Prostitution	0	0
		COMPSTAT TOTALS	50	48	Sex Offenses	1	0
NON-UCR OFFENSES	Ambulance Calls	3	3	Drug Abuse	1	0	
	Deaths	0	3	Gambling	0	0	
	Missing Persons	3	1	Family Offenses	4	5	
	Suicides	1	1	DUI	5	0	
	Suspicious Activity	4	4	Liquor Laws	0	1	
	Traffic Accidents	29	28	Drunkenness	2	1	
	All Other	35	20	Disorderly Conduct	1	1	
	NON-UCR TOTALS	75	60	All Other Offenses	29	12	
	COMPSTAT OFFENSES	50	48	Curfew/Loitering	0	0	
	EXTENDED COMPSTAT OFFENSES	66	38	EXTENDED COMPSTAT TOTALS	66	38	
TOTALS	NON-UCR OFFENSES	75	60				
	TOTAL	191	146				

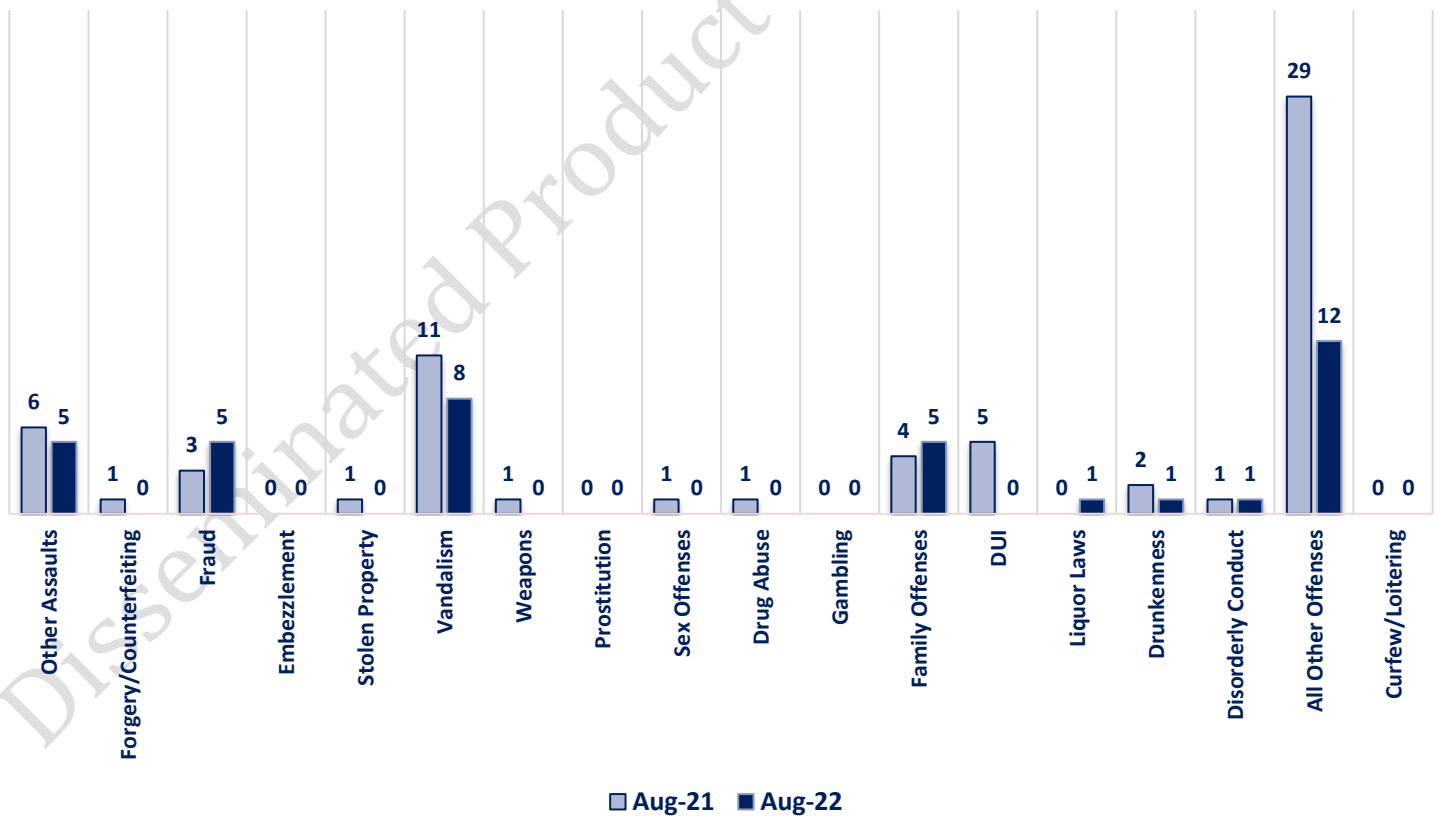
**AUGUST 2022 - COMPSTAT AND EXTENDED COMPSTAT  
OFFENSE PERCENTAGES**



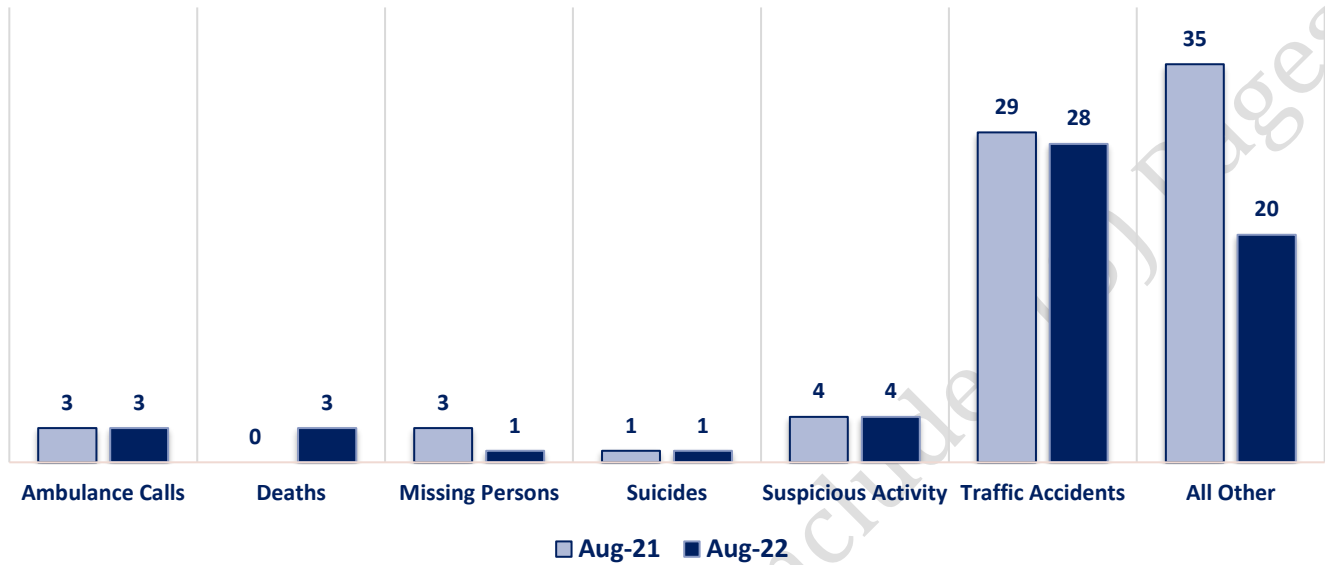
### CompStat Offenses



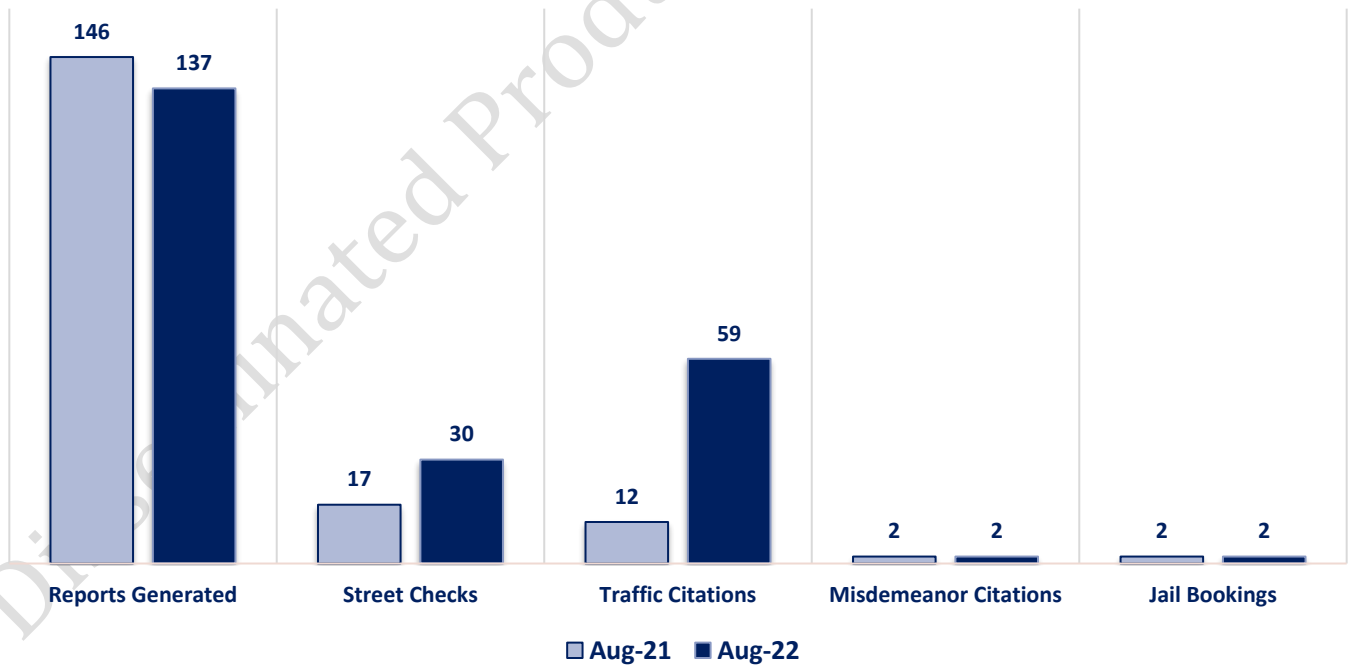
### Extended CompStat Offenses



### Non-UCR Offenses



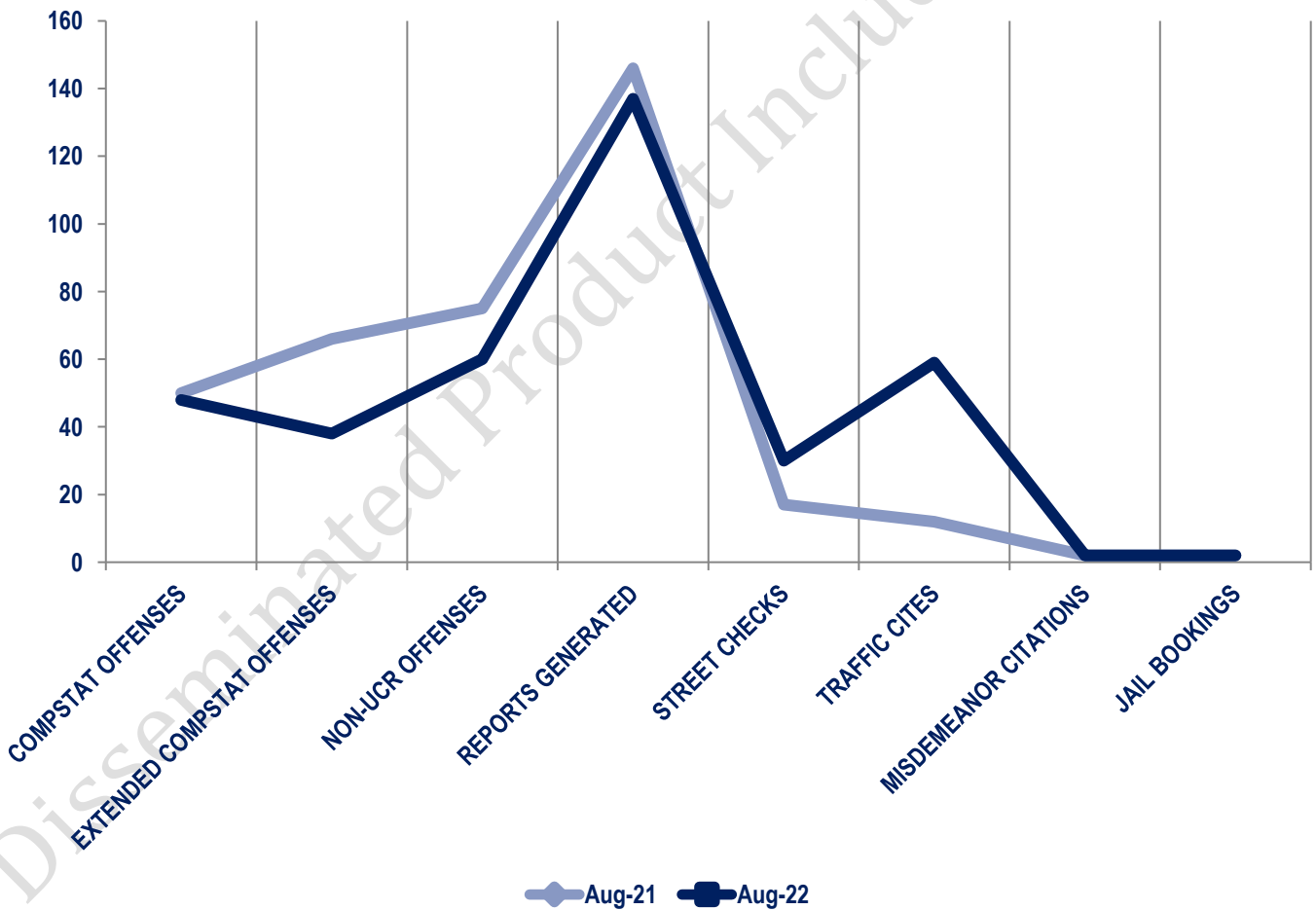
### Other Event Totals



### Combined Offense/Event Trends

\*Street checks include private impounds

	AUG 2021	AUG 2022
<b>CompStat Offenses</b>	338	237
<b>Extended CompStat Offenses</b>	563	659
<b>Non-UCR Offenses</b>	369	368
<b>Reports Generated</b>	980	972
<b>Street Checks</b>	106	142
<b>Traffic Cites</b>	40	132
<b>Misdemeanor Citations</b>	83	85
<b>Jail Bookings</b>	56	106



### Seized Drugs

TYPE	DOSES	STREET VALUE	
Cocaine	1014.0	\$	7,098.00
Heroin	1989.6	\$	14,822.52
Marijuana	1073.9	\$	3,565.40
Hallucinogens	20.9	\$	41.86
Amphetamines	1317.2	\$	9,220.40
<b>TOTAL</b>	<b>5415.6</b>	<b>\$</b>	<b>34,748.19</b>

**No Data Found**

**CompStat & Extended CompStat Offenses - One Year**

