



CITY COUNCIL DISTRICT #2 MONTHLY OFFENSE SUMMARY

September 2022

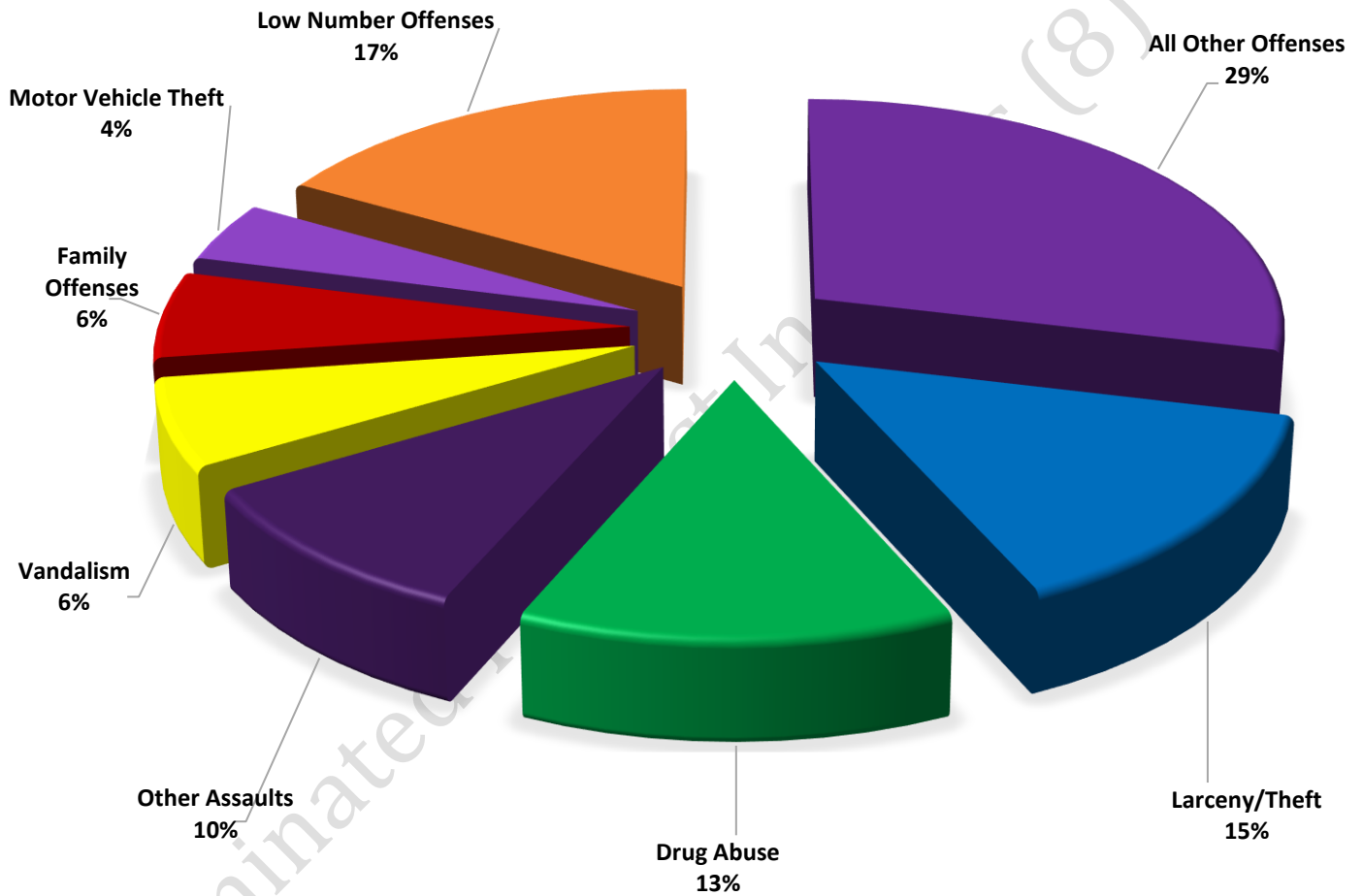
These figures represent preliminary counts of original Police Incident Reports and include all offenses within the above listed City Council District only. Full statistical analysis to determine the confidence level of this data has not been performed. The results contained herein are approximate in relation to the listed area and may not fully coincide with data shown in other areas of SLCPD's Crime Statistics page such as Calls for Service, Crimes Trending, and Crime Reports due to and reflective of departmental procedures that were in place at the time the event occurred and the date this data was compiled. Results displayed are not distinguished as attempted or completed crimes, do not include other calls for police service, and only represent police service where a report was made. Police Incident Reports are classified by primary offense categories as defined by the Uniform Crime Reporting (UCR) system, however for this report all offenses are included, and each incident may have more than one offense listed on it. In cases where there is more than one offense listed, all offenses are counted individually. Although every reasonable verification effort is made, the accuracy of any data is subject to the constraints of the report generation process as well as the manner, format, and point in time of any query.

-
- COMPSTAT OFFENSES:** (Part I) Chosen by the FBI as Part I Offenses because they are serious crimes that occur with regularity in all areas of the country and are likely to be reported to Police.
 - EXTENDED COMPSTAT OFFENSES:** (Part II) All other crimes other than the eight CompStat Offenses. The Uniform Crime Reporting Program gathers only arrest data for these offenses, however, SLCPD results displayed in this document display all of these, regardless of the presence of arrest data.
 - ALL OTHER OFFENSES:** Under the Extended CompStat Offense section, 'All Other Offenses' include Peeping Tom, Trespass, Kidnap/Abduction, Pornography, Extortion/Blackmail, Bribery, Warrants, Sexual Offenses, Obstruction, Public Peace, and Hit & Run.
 - NON-UCR OFFENSES:** Non-UCR Offenses include reports for all other offenses not classified as a CompStat or Extended CompStat Offense. Results displayed separate some of these offenses such as Ambulance Calls, Deaths, Missing Persons, Suicides, Suspicious Activity, and Traffic Accidents.
 - ALL OTHER NON-UCR:** Under the Non-UCR category, 'All Other' include the remainder of offenses not classified as CompStat or CompStat Extended and not separated from the Non-UCR Offenses. These include things such as Loud Parties, Barking Dogs, Mentally Ill Subjects, Citizen Assistance, etc.
 - LOW NUMBER OFFENSES:** On page two, in the interest of space and allowing for easier viewing, the category titled 'Low Number Offenses' include CompStat and Extended CompStat Offenses from page one that have totals under the amount of 19.

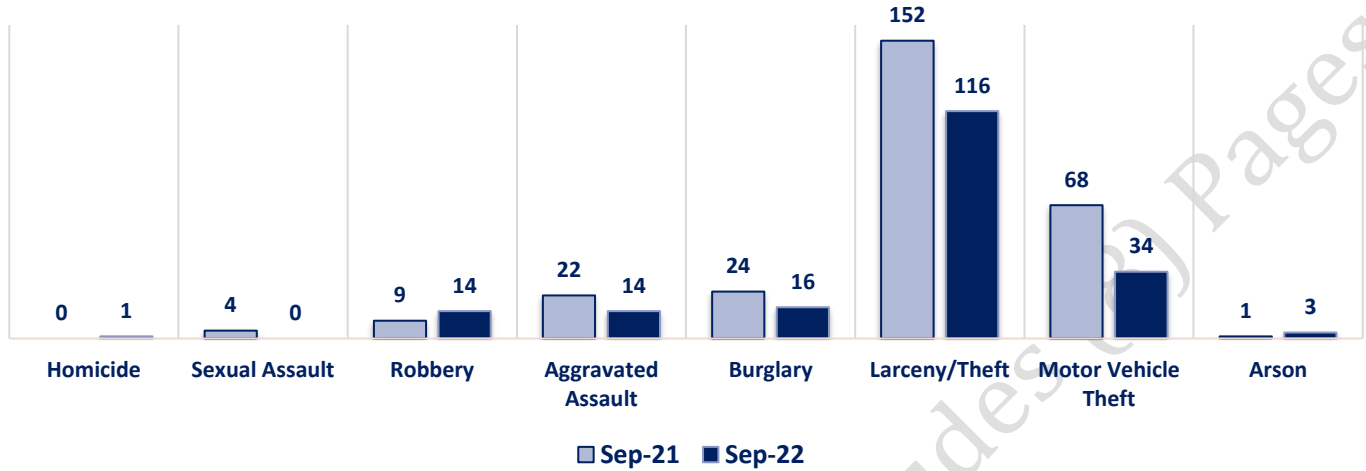
Offenses

		Offense	Sept-21	Sept-22	OFFENSE	Sept-21	Sept-22
COMPSTAT OFFENSES	VIOLENT	Homicide	0	1	Other Assaults	76	79
		Sexual Assault	4	0	Forgery/Counterfeiting	9	6
		Robbery	9	14	Fraud	19	18
		Aggravated Assault	22	14	Embezzlement	0	0
		Burglary	24	16	Stolen Property	11	9
	PROPERTY	Larceny/Theft	152	116	Vandalism	62	50
		Motor Vehicle Theft	68	34	Weapons	15	9
		Arson	1	3	Prostitution	0	1
		COMPSTAT TOTALS	280	198	Sex Offenses	2	3
NON-UCR OFFENSES	Ambulance Calls	22	26	Drug Abuse	78	107	
	Deaths	8	2	Gambling	0	0	
	Missing Persons	6	8	Family Offenses	53	49	
	Suicides	0	1	DUI	11	19	
	Suspicious Activity	31	37	Liquor Laws	0	3	
	Traffic Accidents	85	75	Drunkenness	8	11	
	All Other	266	245	Disorderly Conduct	5	7	
	NON-UCR TOTALS	418	394	All Other Offenses	209	229	
	COMPSTAT OFFENSES	280	198	Curfew/Loitering	0	0	
	EXTENDED COMPSTAT OFFENSES	558	600	EXTENDED COMPSTAT TOTALS	558	600	
TOTALS	NON-UCR OFFENSES	418	394				
	TOTAL	1256	1192				

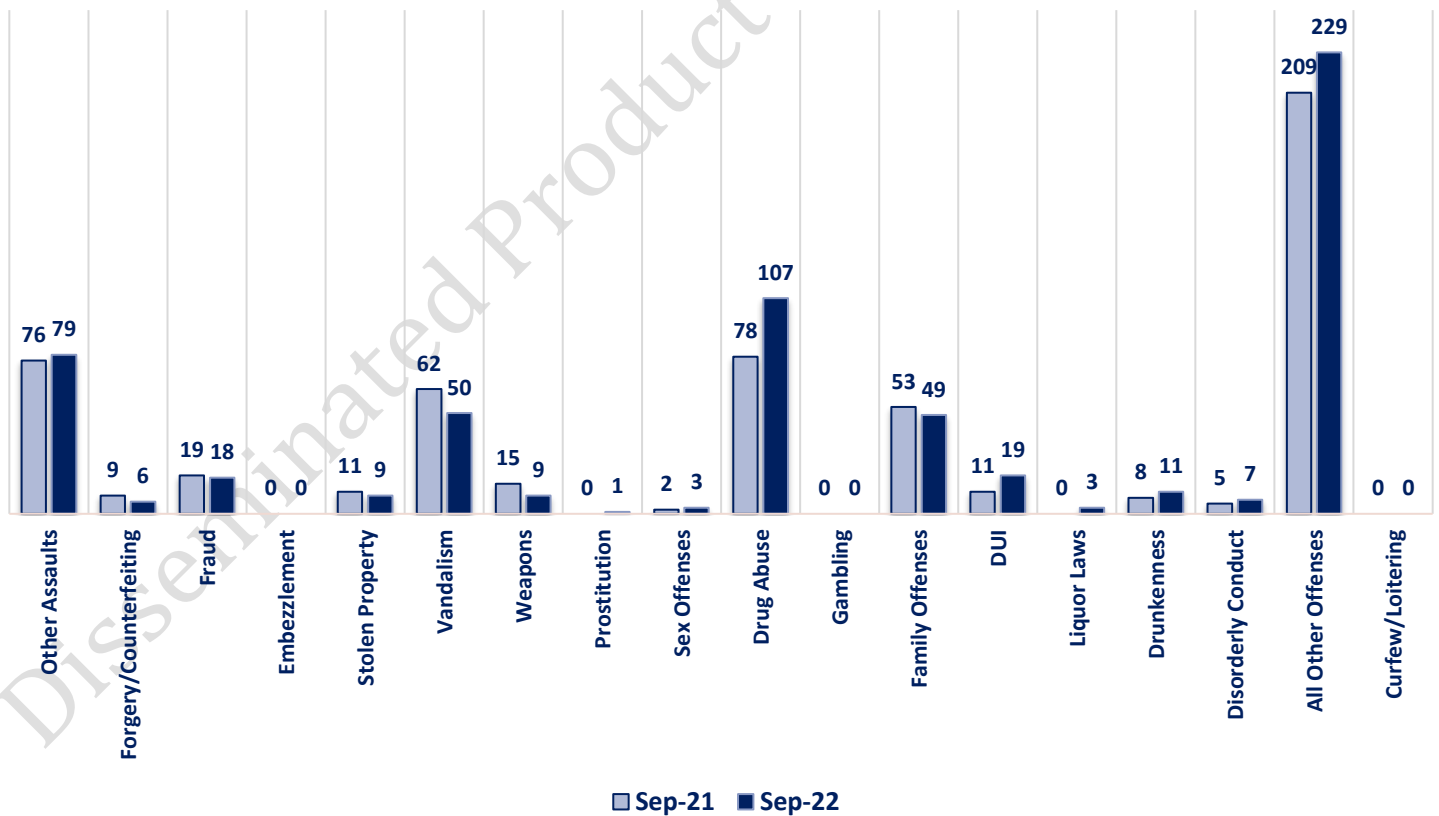
**SEPTEMBER 2022 - COMPSTAT AND EXTENDED COMPSTAT
OFFENSE PERCENTAGES**



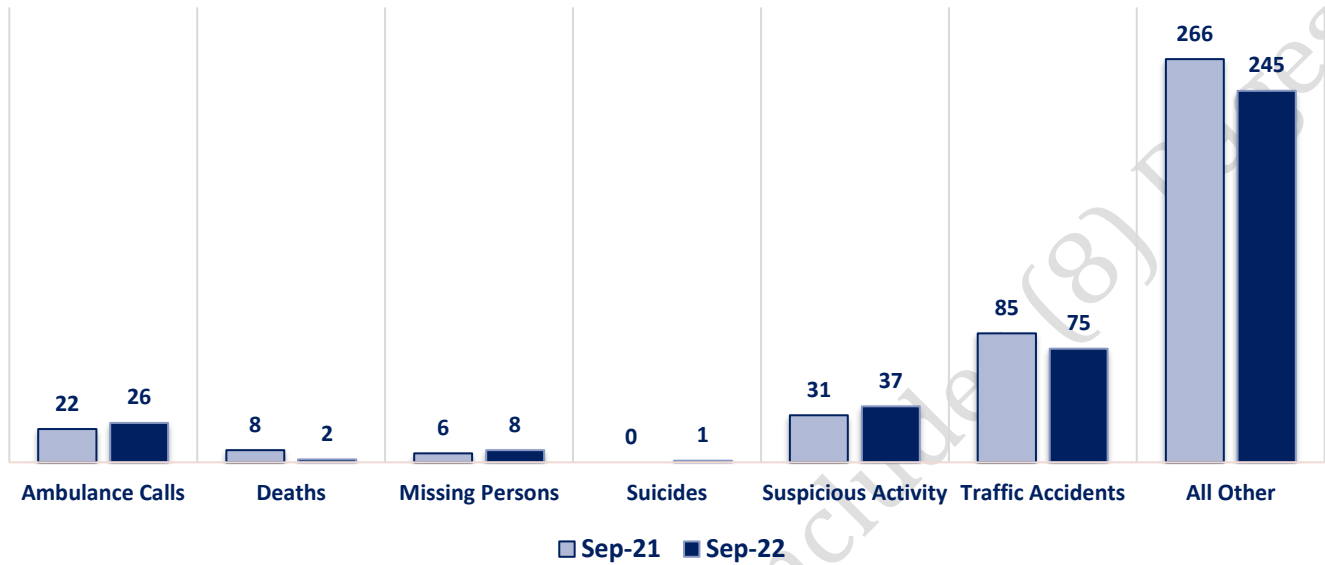
CompStat Offenses



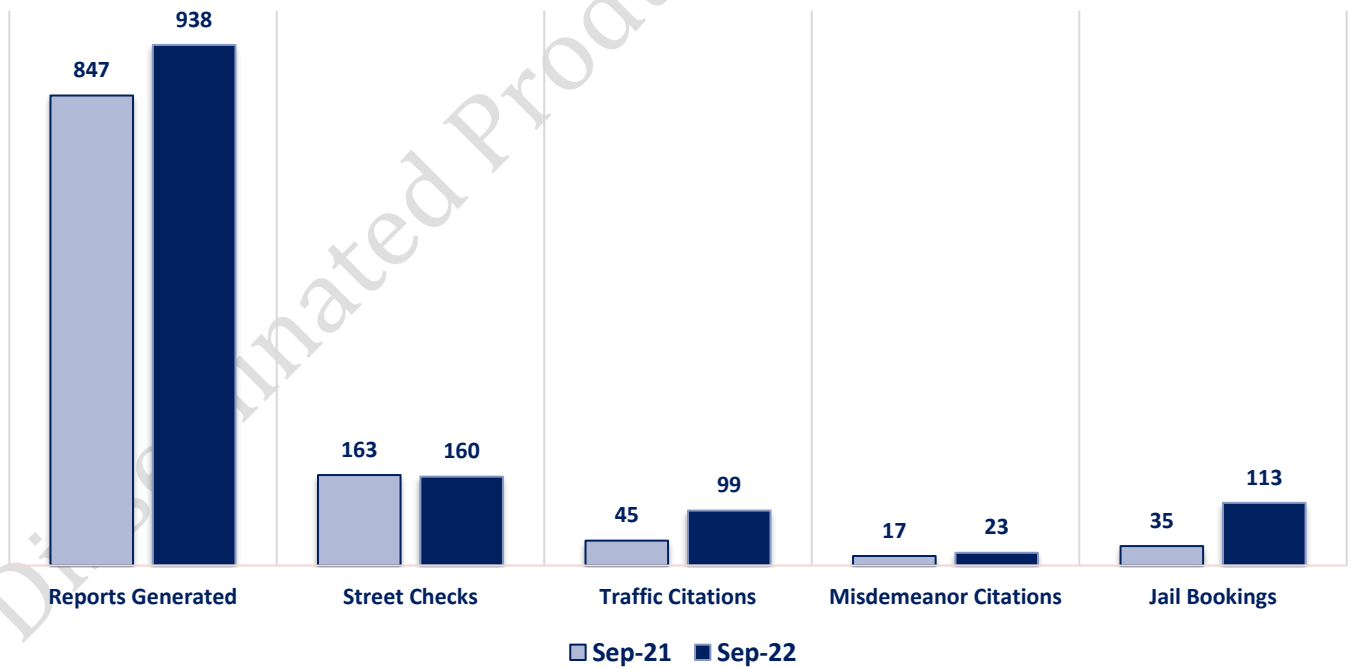
Extended CompStat Offenses



Non-UCR Offenses



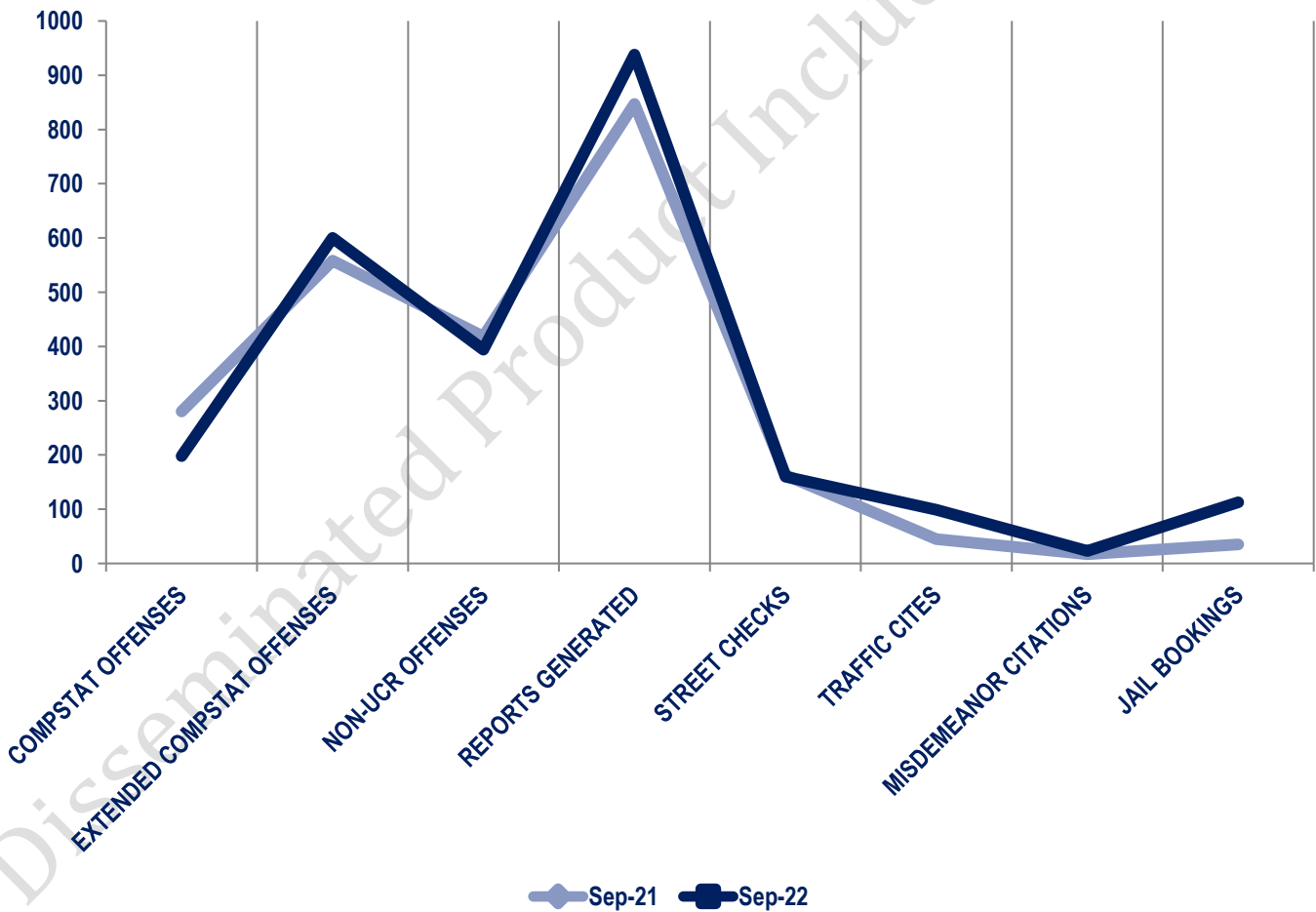
Other Event Totals



Combined Offense/Event Trends

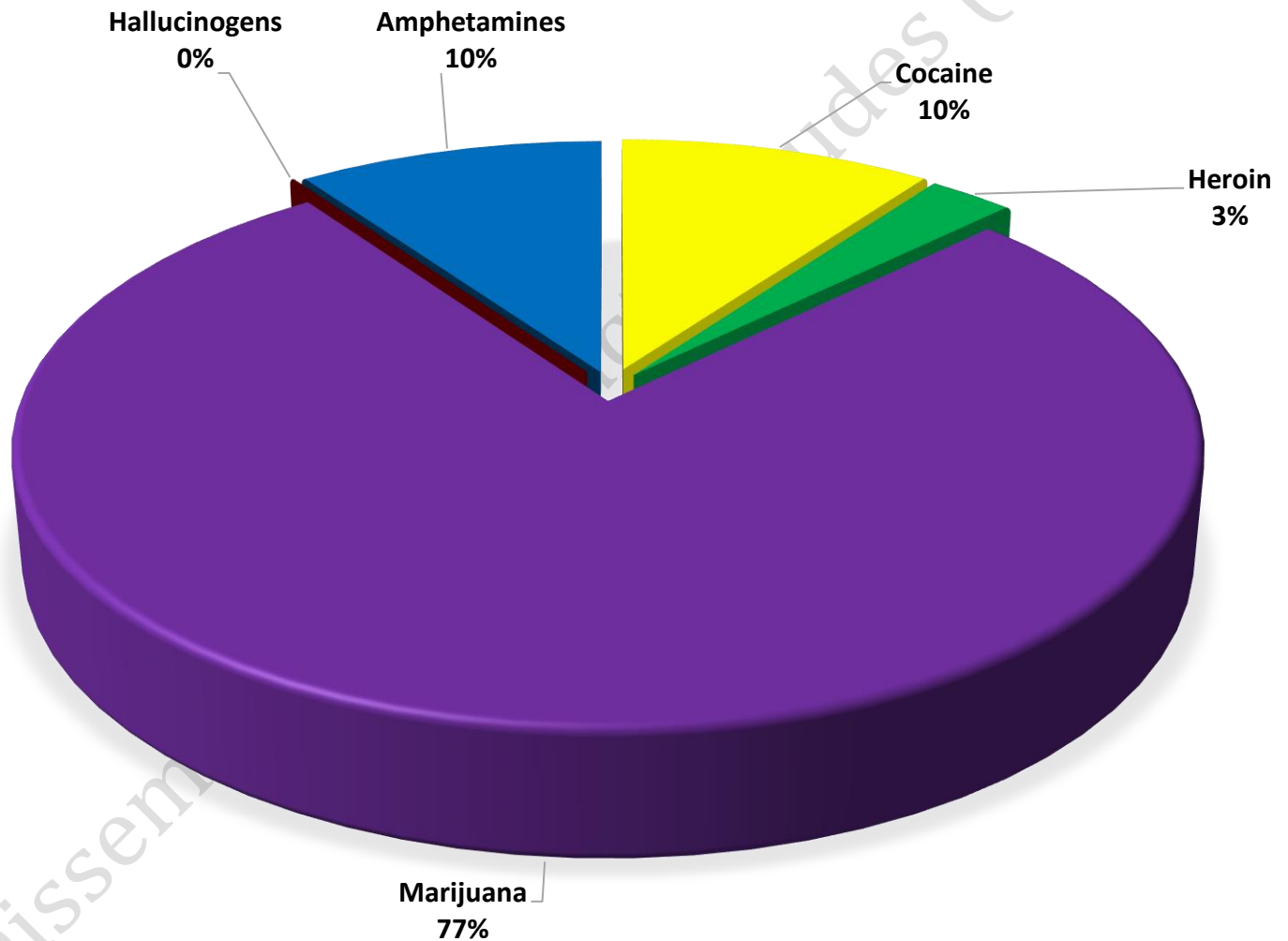
*Street checks include private impounds

	SEPT 2021	SEPT 2022
CompStat Offenses	280	198
Extended CompStat Offenses	558	600
Non-UCR Offenses	418	394
Reports Generated	847	938
Street Checks	163	160
Traffic Cites	45	99
Misdemeanor Citations	17	23
Jail Bookings	35	113

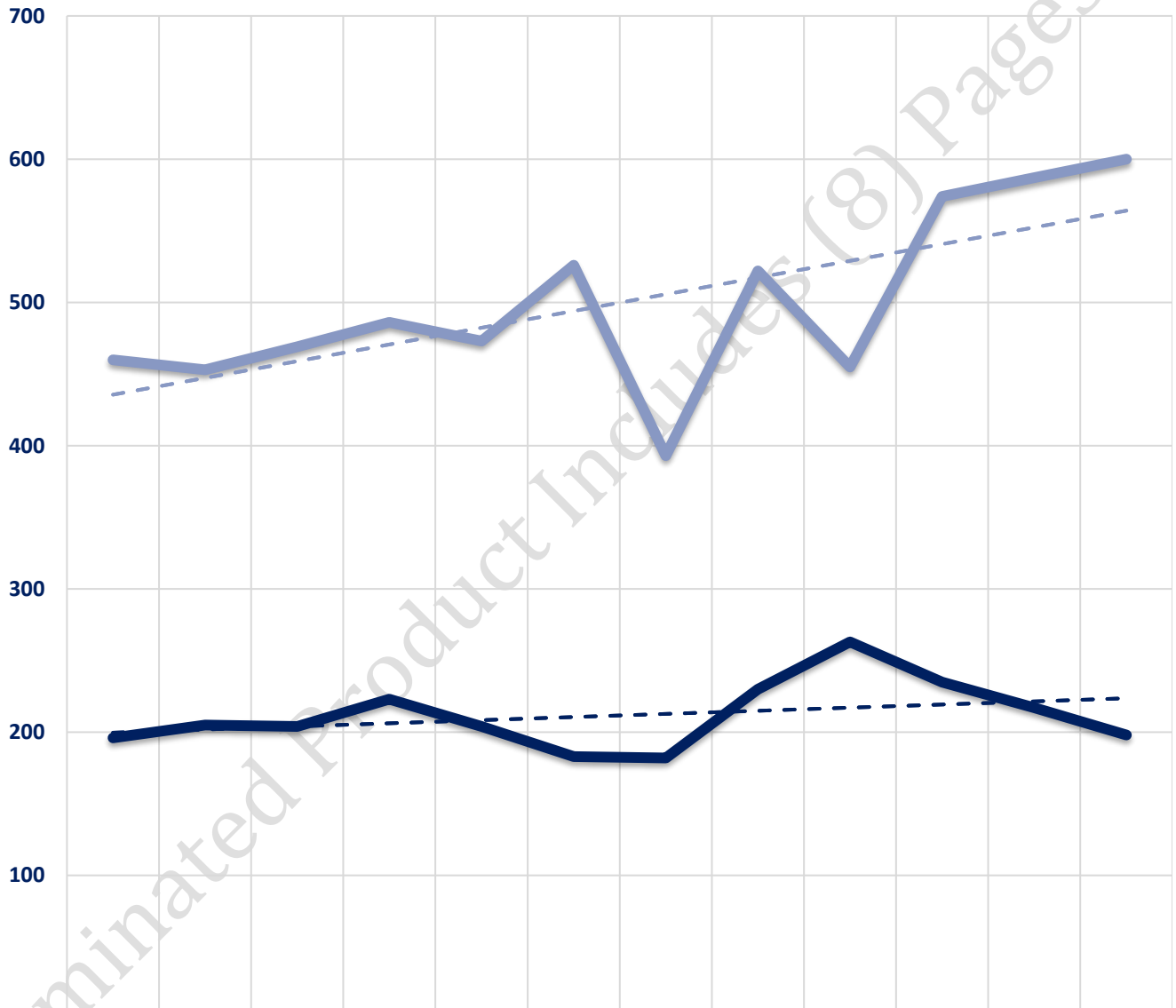


Seized Drugs

TYPE	DOSES	STREET VALUE
Cocaine	1790.6	\$ 12,534.20
Heroin	487.9	\$ 3,635.12
Marijuana	13821.3	\$ 45,886.63
Hallucinogens	0.0	\$ -
Amphetamines	1750.2	\$ 12,251.19
TOTAL	17850.0	\$ 74,307.13



CompStat & Extended CompStat Offenses - One Year



	OCT 2021	NOV 2021	DEC 2021	JAN 2022	FEB 2022	MAR 2022	APR 2022	MAY 2022	JUN 2022	JUL 2022	AUG 2022	SEPT 2022
CompStat	196	205	204	223	204	183	182	230	263	235	217	198
Extended CompStat	460	453	469	486	473	526	393	522	455	574	587	600