



CITY COUNCIL DISTRICT #4

MONTHLY OFFENSE SUMMARY

September 2022

These figures represent preliminary counts of original Police Incident Reports and include all offenses within the above listed City Council District only. Full statistical analysis to determine the confidence level of this data has not been performed. The results contained herein are approximate in relation to the listed area and may not fully coincide with data shown in other areas of SLCPD's Crime Statistics page such as Calls for Service, Crimes Trending, and Crime Reports due to and reflective of departmental procedures that were in place at the time the event occurred and the date this data was compiled. Results displayed are not distinguished as attempted or completed crimes, do not include other calls for police service, and only represent police service where a report was made. Police Incident Reports are classified by primary offense categories as defined by the Uniform Crime Reporting (UCR) system, however for this report all offenses are included, and each incident may have more than one offense listed on it. In cases where there is more than one offense listed, all offenses are counted individually. Although every reasonable verification effort is made, the accuracy of any data is subject to the constraints of the report generation process as well as the manner, format, and point in time of any query.

COMPSTAT OFFENSES: (Part I)

Chosen by the FBI as Part I Offenses because they are serious crimes that occur with regularity in all areas of the country and are likely to be reported to Police.

EXTENDED COMPSTAT OFFENSES: (Part II)

All other crimes other than the eight CompStat Offenses. The Uniform Crime Reporting Program gathers only arrest data for these offenses, however, SLCPD results displayed in this document display all of these, regardless of the presence of arrest data.

ALL OTHER OFFENSES:

Under the Extended CompStat Offense section, 'All Other Offenses' include Peeping Tom, Trespass, Kidnap/Abduction, Pornography, Extortion/Blackmail, Bribery, Warrants, Sexual Offenses, Obstruction, Public Peace, and Hit & Run.

NON-UCR OFFENSES:

Non-UCR Offenses include reports for all other offenses not classified as a CompStat or Extended CompStat Offense. Results displayed separate some of these offenses such as Ambulance Calls, Deaths, Missing Persons, Suicides, Suspicious Activity, and Traffic Accidents.

ALL OTHER NON-UCR:

Under the Non-UCR category, 'All Other' include the remainder of offenses not classified as CompStat or CompStat Extended and not separated from the Non-UCR Offenses. These include things such as Loud Parties, Barking Dogs, Mentally Ill Subjects, Citizen Assistance, etc.

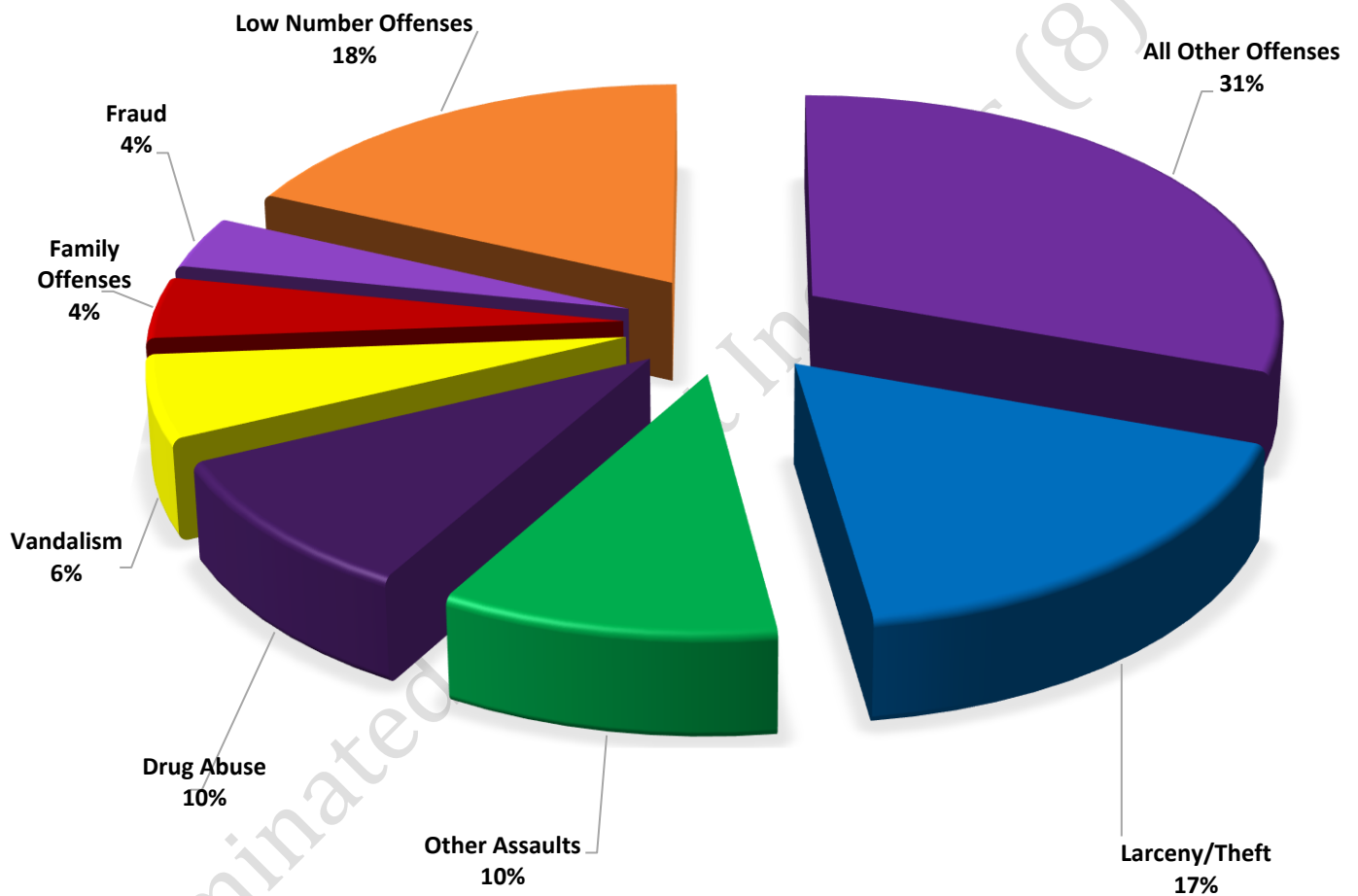
LOW NUMBER OFFENSES:

On page two, in the interest of space and allowing for easier viewing, the category titled 'Low Number Offenses' include CompStat and Extended CompStat Offenses from page one that have totals under the amount of 34.

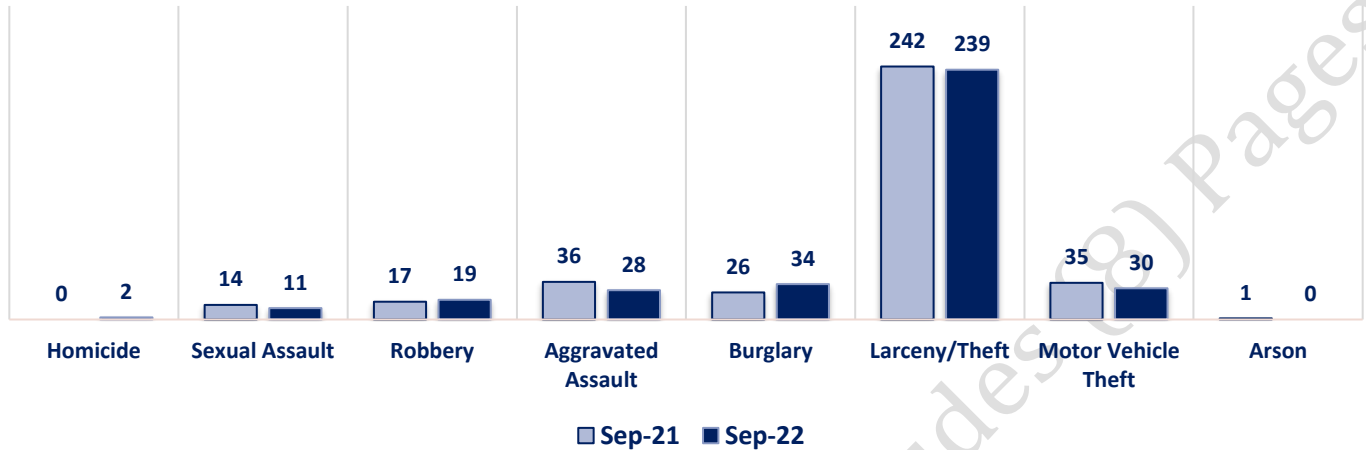
Offenses

COMPSTAT OFFENSES	VIOLENT	Offense	Sept-21	Sept-22	OFFENSE	Sept-21	Sept-22
		Homicide	0	2	Other Assaults	144	143
		Sexual Assault	14	11	Forgery/Counterfeiting	4	10
		Robbery	17	19	Fraud	59	51
	PROPERTY	Aggravated Assault	36	28	Embezzlement	0	0
		Burglary	26	34	Stolen Property	11	12
		Larceny/Theft	242	239	Vandalism	93	81
		Motor Vehicle Theft	35	30	Weapons	8	14
		Arson	1	0	Prostitution	1	0
	COMPSTAT TOTALS		371	363	Sex Offenses	7	8
	NON-UCR OFFENSES	Ambulance Calls	58	72	Drug Abuse	98	134
		Deaths	11	6	Gambling	0	0
Missing Persons		19	21	Family Offenses	52	60	
Suicides		1	0	DUI	10	18	
Suspicious Activity		39	37	Liquor Laws	2	3	
Traffic Accidents		107	108	Drunkenness	34	25	
All Other		336	401	Disorderly Conduct	39	33	
NON-UCR TOTALS		571	645	All Other Offenses	276	420	
TOTALS	COMPSTAT OFFENSES		371	363	Curfew/Loitering	0	3
	EXTENDED COMPSTAT OFFENSES		838	1015	EXTENDED COMPSTAT TOTALS	838	1015
	NON-UCR OFFENSES		571	645			
TOTAL		1780	2023				

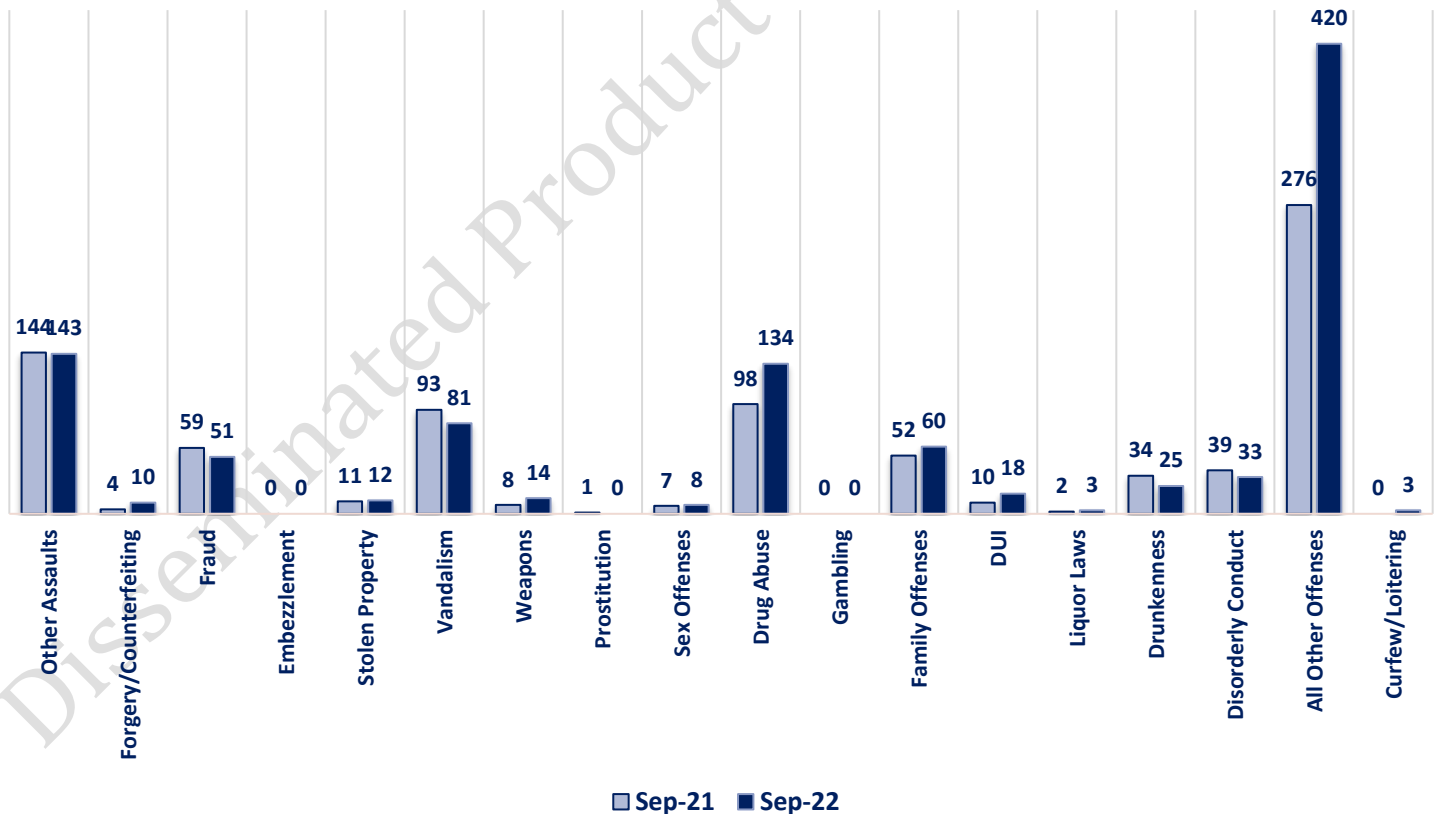
**SEPTEMBER 2022 - COMPSTAT AND EXTENDED COMPSTAT
OFFENSE PERCENTAGES**



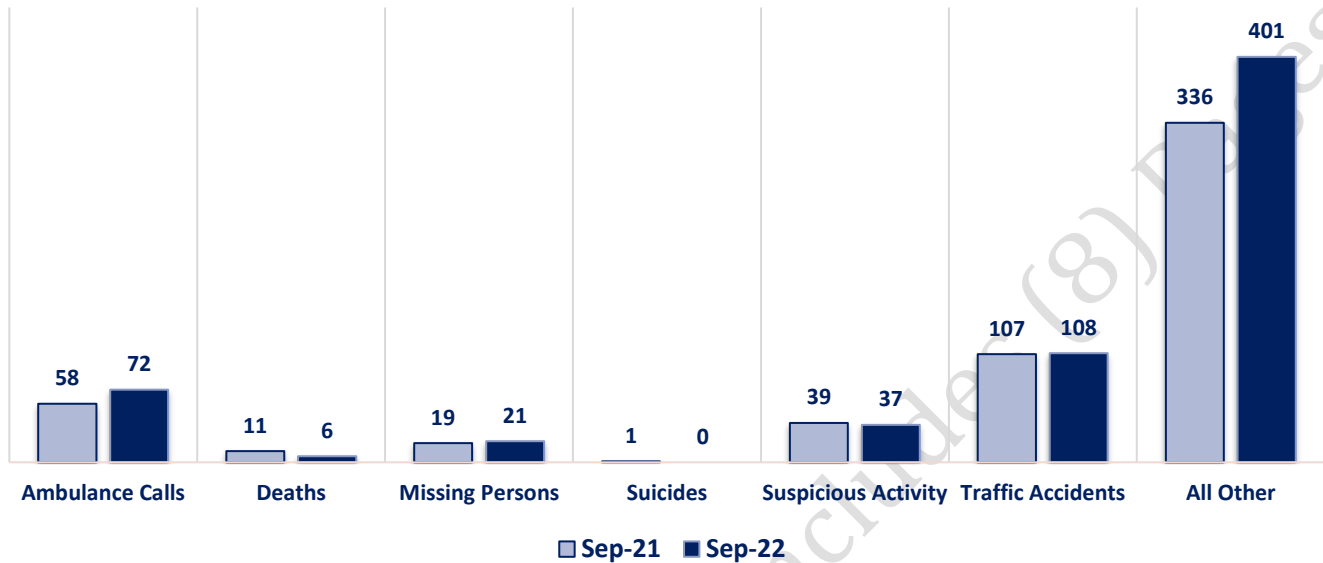
CompStat Offenses



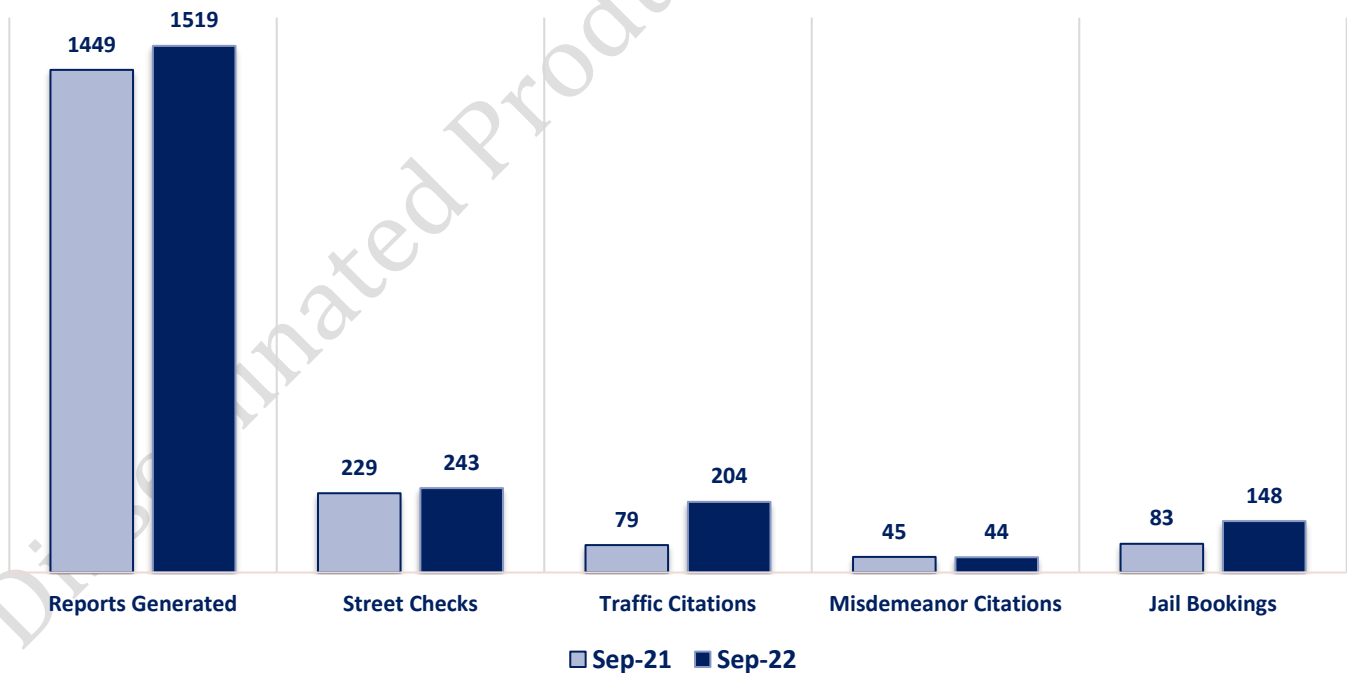
Extended CompStat Offenses



Non-UCR Offenses



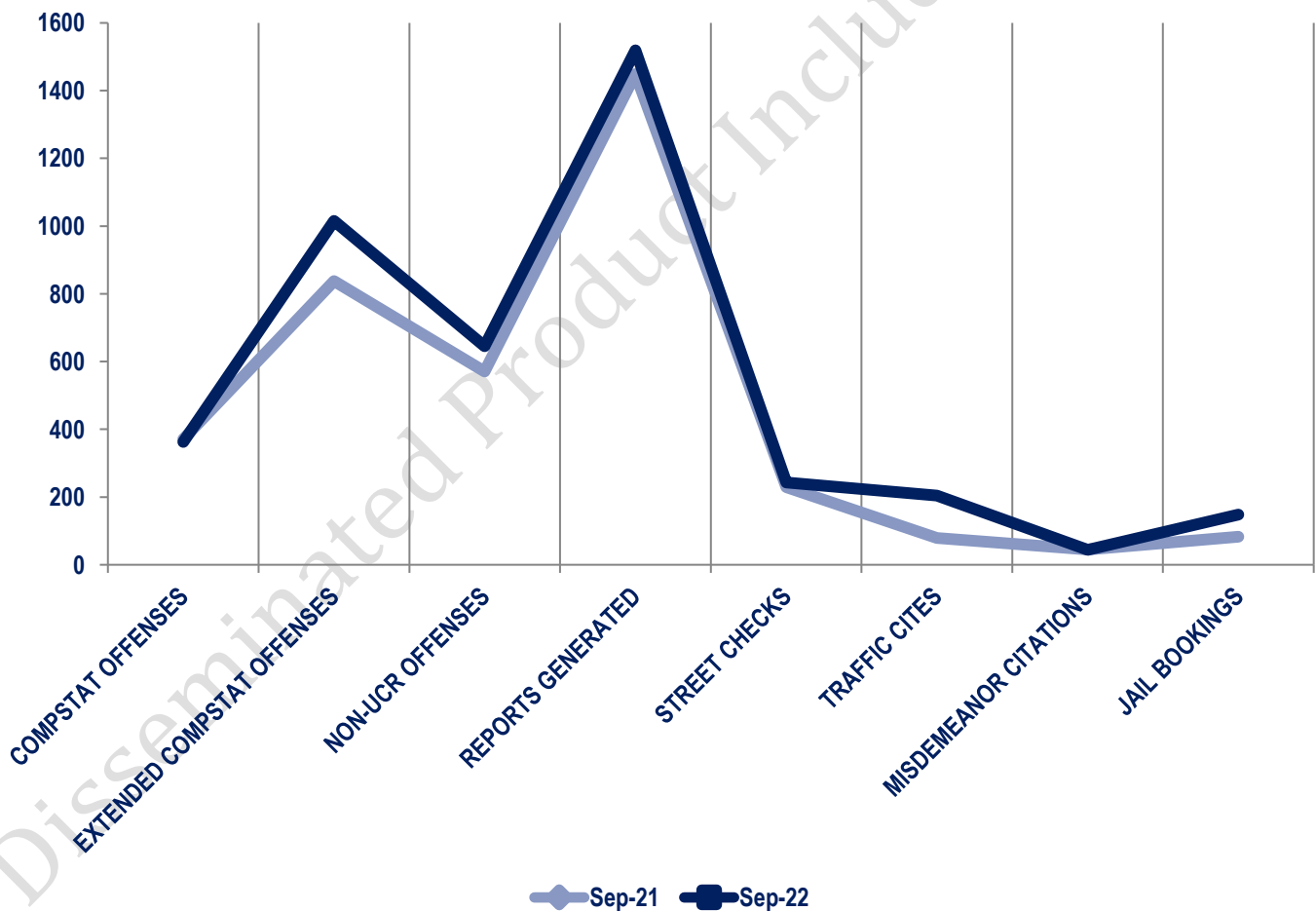
Other Event Totals



Combined Offense/Event Trends

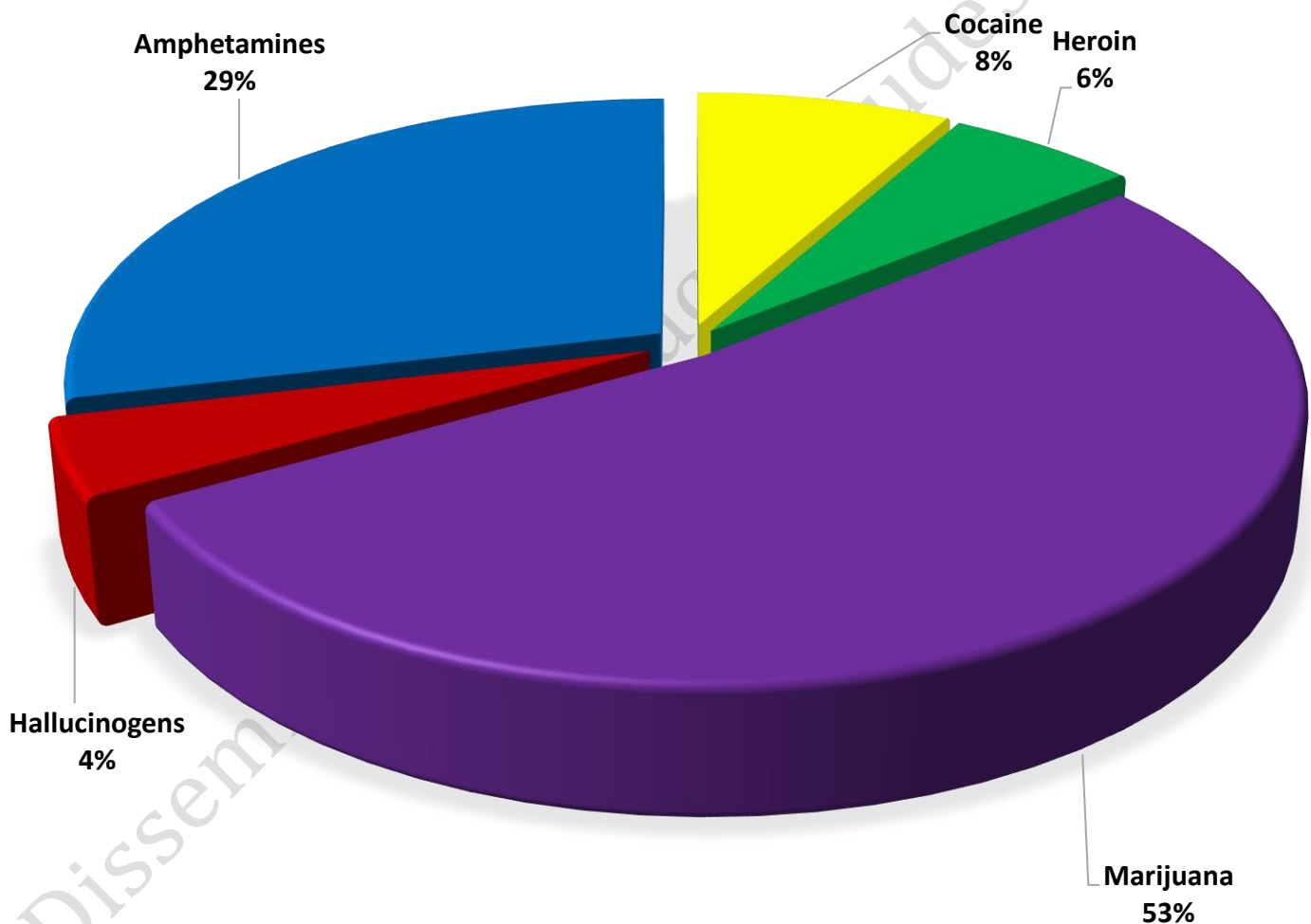
*Street checks include private impounds

	SEPT 2021	SEPT 2022
CompStat Offenses	371	363
Extended CompStat Offenses	838	1015
Non-UCR Offenses	571	645
Reports Generated	1449	1519
Street Checks	229	243
Traffic Cites	79	204
Misdemeanor Citations	45	44
Jail Bookings	83	148



Seized Drugs

TYPE	DOSES	STREET VALUE
Cocaine	383.0	\$ 2,681.00
Heroin	285.1	\$ 2,123.62
Marijuana	2502.2	\$ 8,307.18
Hallucinogens	210.6	\$ 421.17
Amphetamines	1361.3	\$ 9,529.10
TOTAL	4742.1	\$ 23,062.07



CompStat & Extended CompStat Offenses - One Year

