



## CITY COUNCIL DISTRICT #5 MONTHLY OFFENSE SUMMARY

### September 2022

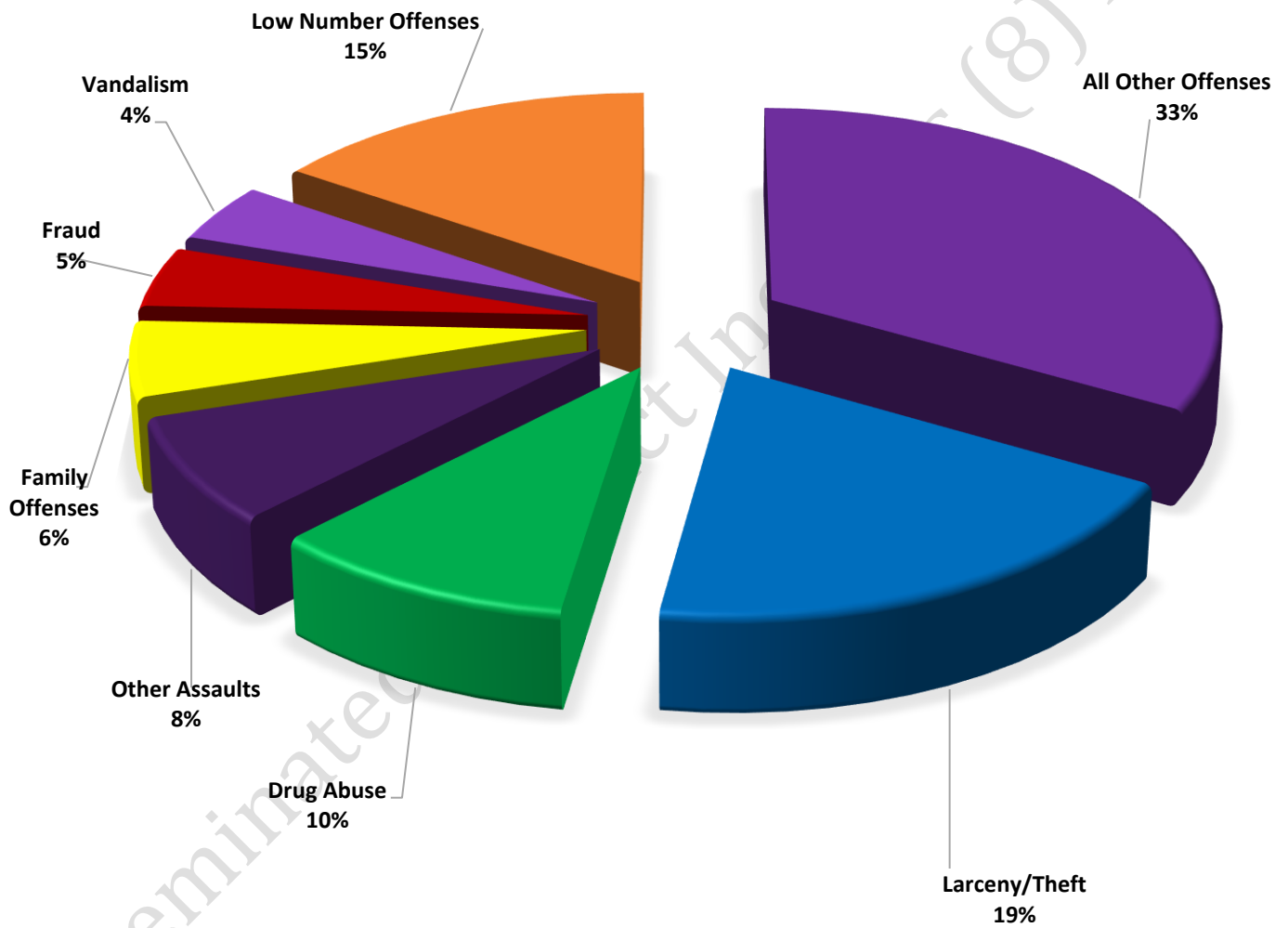
These figures represent preliminary counts of original Police Incident Reports and include all offenses within the above listed City Council District only. Full statistical analysis to determine the confidence level of this data has not been performed. The results contained herein are approximate in relation to the listed area and may not fully coincide with data shown in other areas of SLCPD's Crime Statistics page such as Calls for Service, Crimes Trending, and Crime Reports due to and reflective of departmental procedures that were in place at the time the event occurred and the date this data was compiled. Results displayed are not distinguished as attempted or completed crimes, do not include other calls for police service, and only represent police service where a report was made. Police Incident Reports are classified by primary offense categories as defined by the Uniform Crime Reporting (UCR) system, however for this report all offenses are included, and each incident may have more than one offense listed on it. In cases where there is more than one offense listed, all offenses are counted individually. Although every reasonable verification effort is made, the accuracy of any data is subject to the constraints of the report generation process as well as the manner, format, and point in time of any query.

- 
- COMPSTAT OFFENSES:** (Part I) Chosen by the FBI as Part I Offenses because they are serious crimes that occur with regularity in all areas of the country and are likely to be reported to Police.
  - EXTENDED COMPSTAT OFFENSES:** (Part II) All other crimes other than the eight CompStat Offenses. The Uniform Crime Reporting Program gathers only arrest data for these offenses, however, SLCPD results displayed in this document display all of these, regardless of the presence of arrest data.
  - ALL OTHER OFFENSES:** Under the Extended CompStat Offense section, 'All Other Offenses' include Peeping Tom, Trespass, Kidnap/Abduction, Pornography, Extortion/Blackmail, Bribery, Warrants, Sexual Offenses, Obstruction, Public Peace, and Hit & Run.
  - NON-UCR OFFENSES:** Non-UCR Offenses include reports for all other offenses not classified as a CompStat or Extended CompStat Offense. Results displayed separate some of these offenses such as Ambulance Calls, Deaths, Missing Persons, Suicides, Suspicious Activity, and Traffic Accidents.
  - ALL OTHER NON-UCR:** Under the Non-UCR category, 'All Other' include the remainder of offenses not classified as CompStat or CompStat Extended and not separated from the Non-UCR Offenses. These include things such as Loud Parties, Barking Dogs, Mentally Ill Subjects, Citizen Assistance, etc.
  - LOW NUMBER OFFENSES:** On page two, in the interest of space and allowing for easier viewing, the category titled 'Low Number Offenses' include CompStat and Extended CompStat Offenses from page one that have totals under the amount of 26.

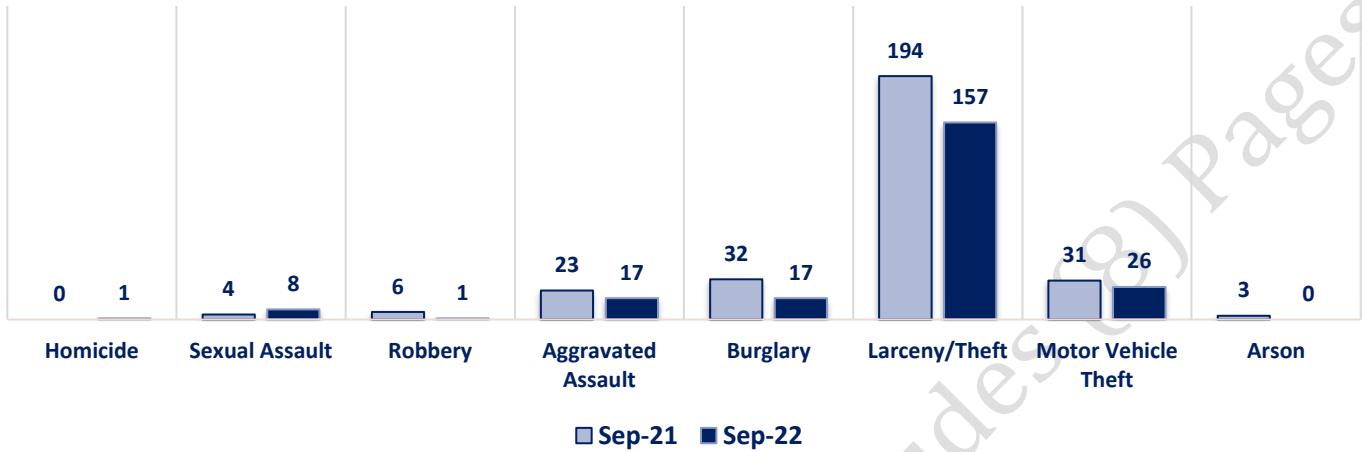
### Offenses

		Offense	Sept-21	Sept-22	OFFENSE	Sept-21	Sept-22
<b>COMPSTAT OFFENSES</b>	<b>VIOLENT</b>	Homicide	0	1	Other Assaults	88	64
		Sexual Assault	4	8	Forgery/Counterfeiting	4	2
		Robbery	6	1	Fraud	37	37
		Aggravated Assault	23	17	Embezzlement	0	0
		Burglary	32	17	Stolen Property	8	6
	<b>PROPERTY</b>	Larceny/Theft	194	157	Vandalism	55	36
		Motor Vehicle Theft	31	26	Weapons	18	14
		Arson	3	0	Prostitution	1	3
		<b>COMPSTAT TOTALS</b>	<b>293</b>	<b>227</b>	Sex Offenses	4	2
<b>NON-UCR OFFENSES</b>	Ambulance Calls	27	30	Drug Abuse	75	82	
	Deaths	2	4	Gambling	0	0	
	Missing Persons	8	7	Family Offenses	47	46	
	Suicides	2	1	DUI	6	13	
	Suspicious Activity	39	29	Liquor Laws	2	2	
	Traffic Accidents	79	70	Drunkenness	8	7	
	All Other	230	232	Disorderly Conduct	14	8	
	<b>NON-UCR TOTALS</b>	<b>387</b>	<b>373</b>	All Other Offenses	234	274	
	COMPSTAT OFFENSES	293	227	Curfew/Loitering	0	0	
	EXTENDED COMPSTAT OFFENSES	601	596	<b>EXTENDED COMPSTAT TOTALS</b>	<b>601</b>	<b>596</b>	
<b>TOTALS</b>	<b>COMPSTAT OFFENSES</b>	<b>293</b>	<b>227</b>	<b>NON-UCR OFFENSES</b>	<b>387</b>	<b>373</b>	
<b>TOTAL</b>	<b>1281</b>	<b>1196</b>					

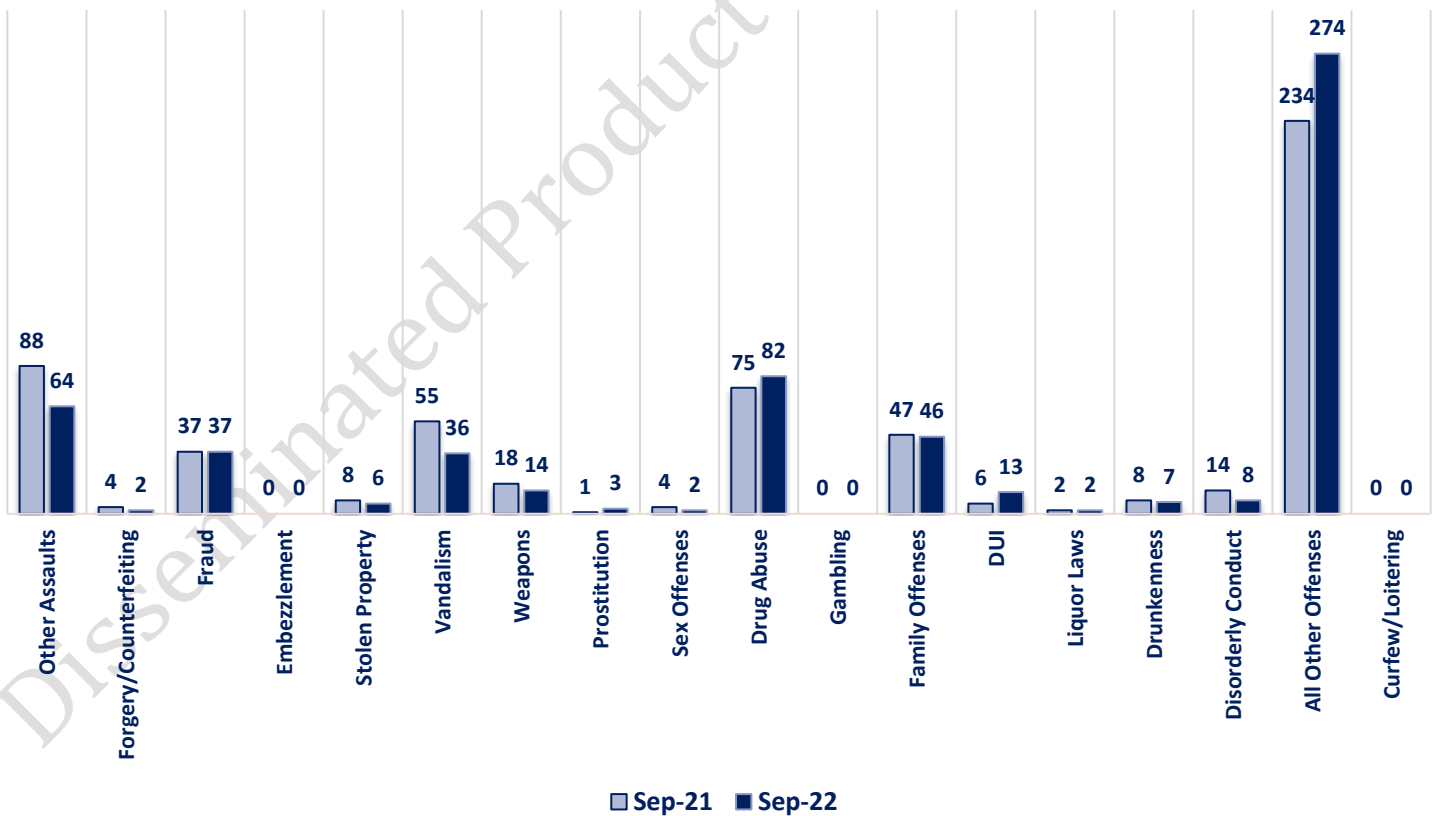
**SEPTEMBER 2022 - COMPSTAT AND EXTENDED COMPSTAT  
OFFENSE PERCENTAGES**



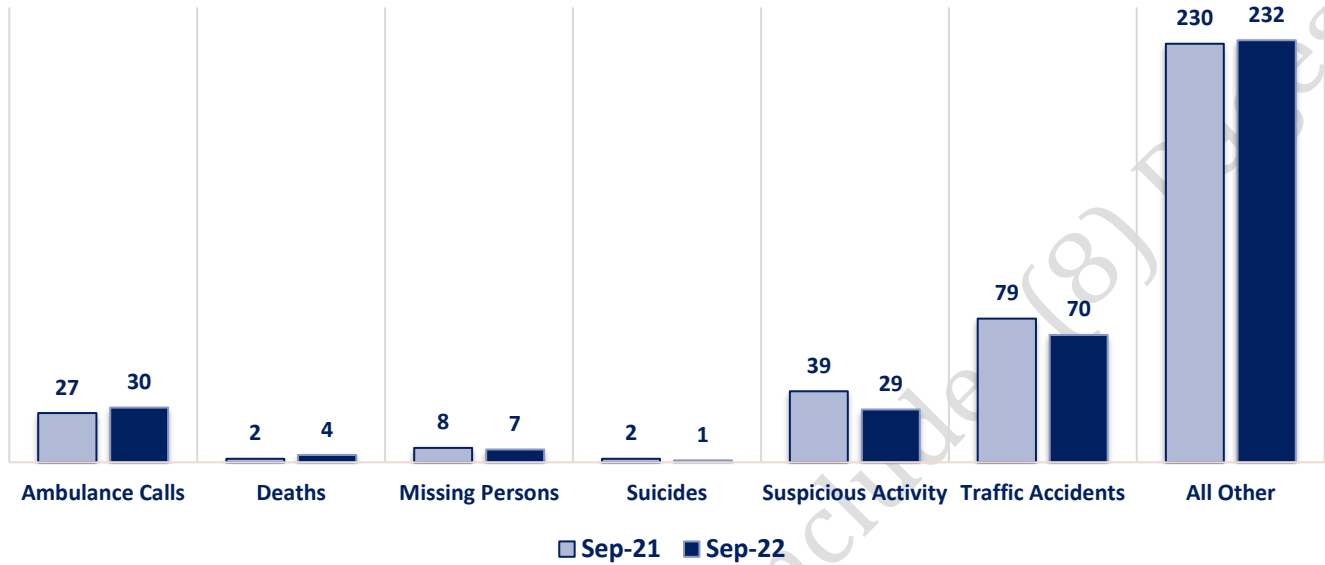
### CompStat Offenses



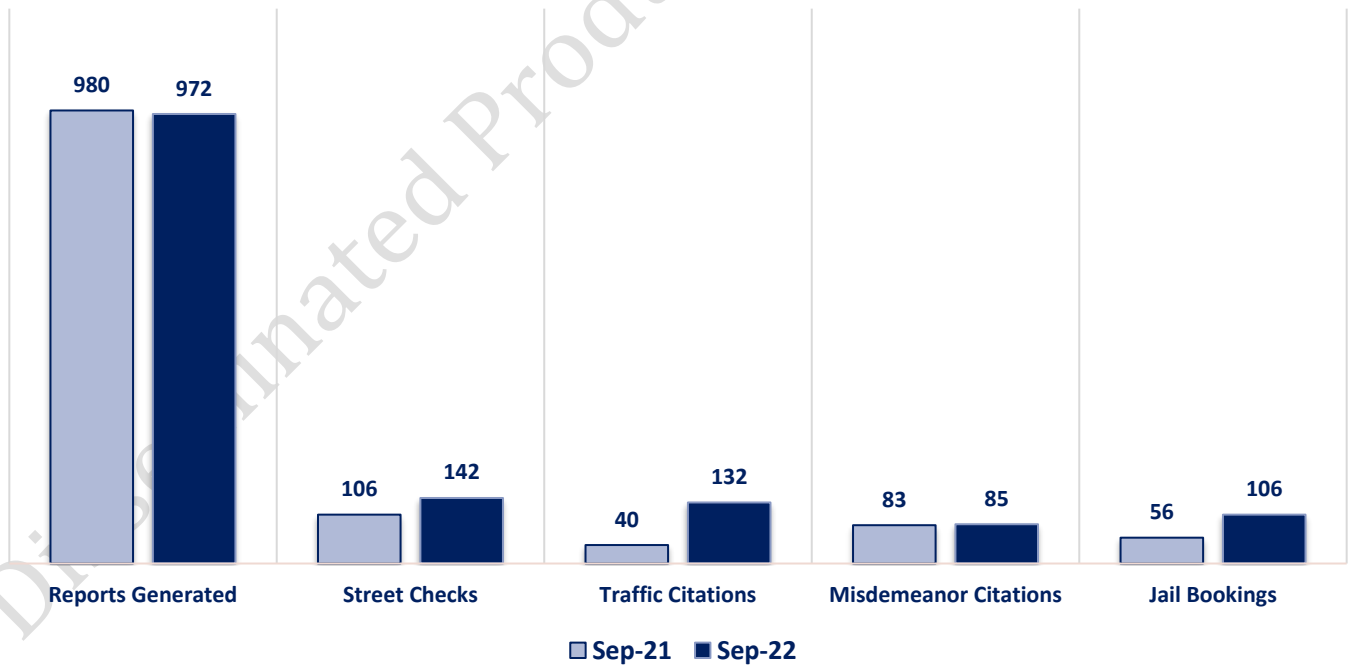
### Extended CompStat Offenses



### Non-UCR Offenses



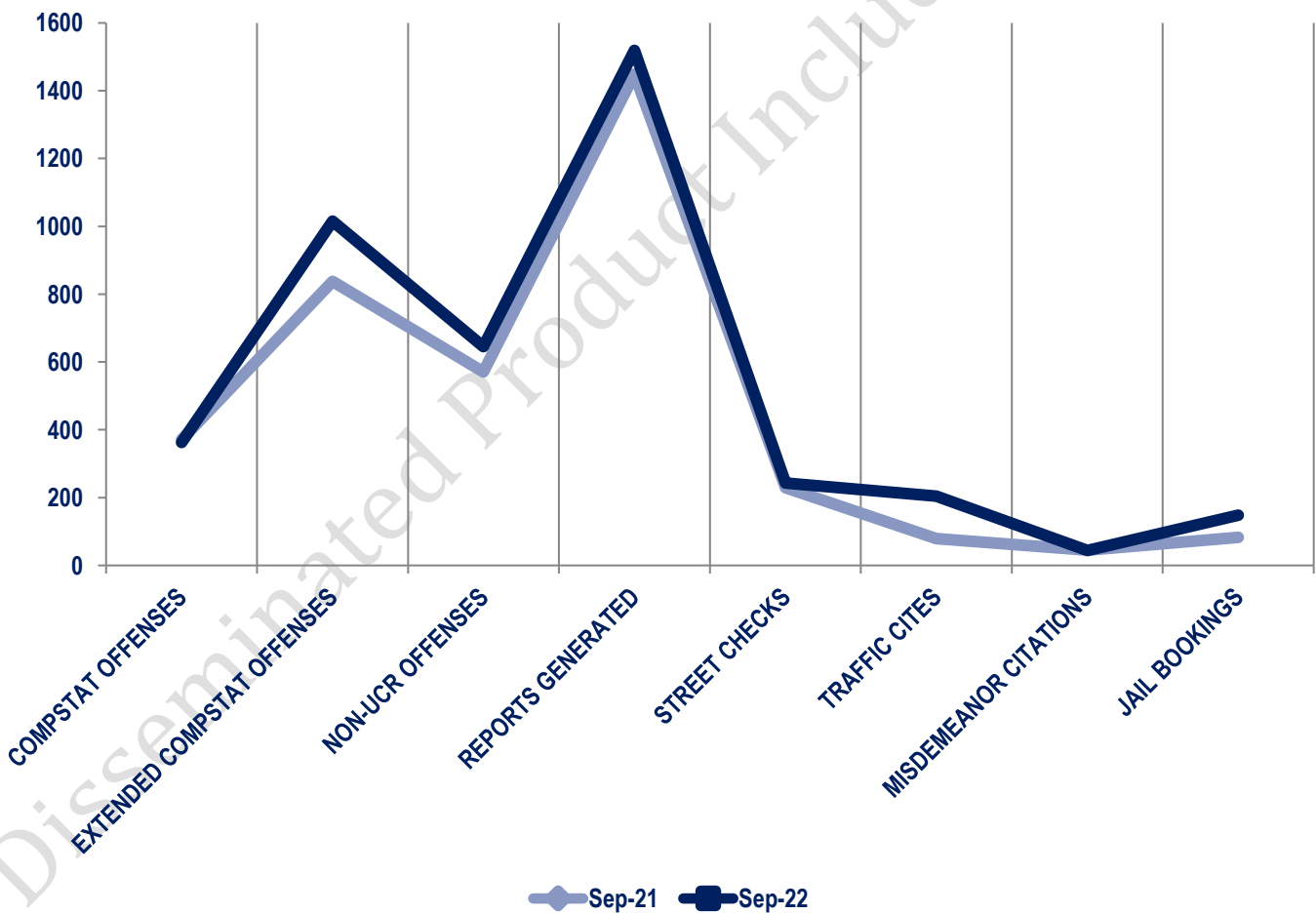
### Other Event Totals



### Combined Offense/Event Trends

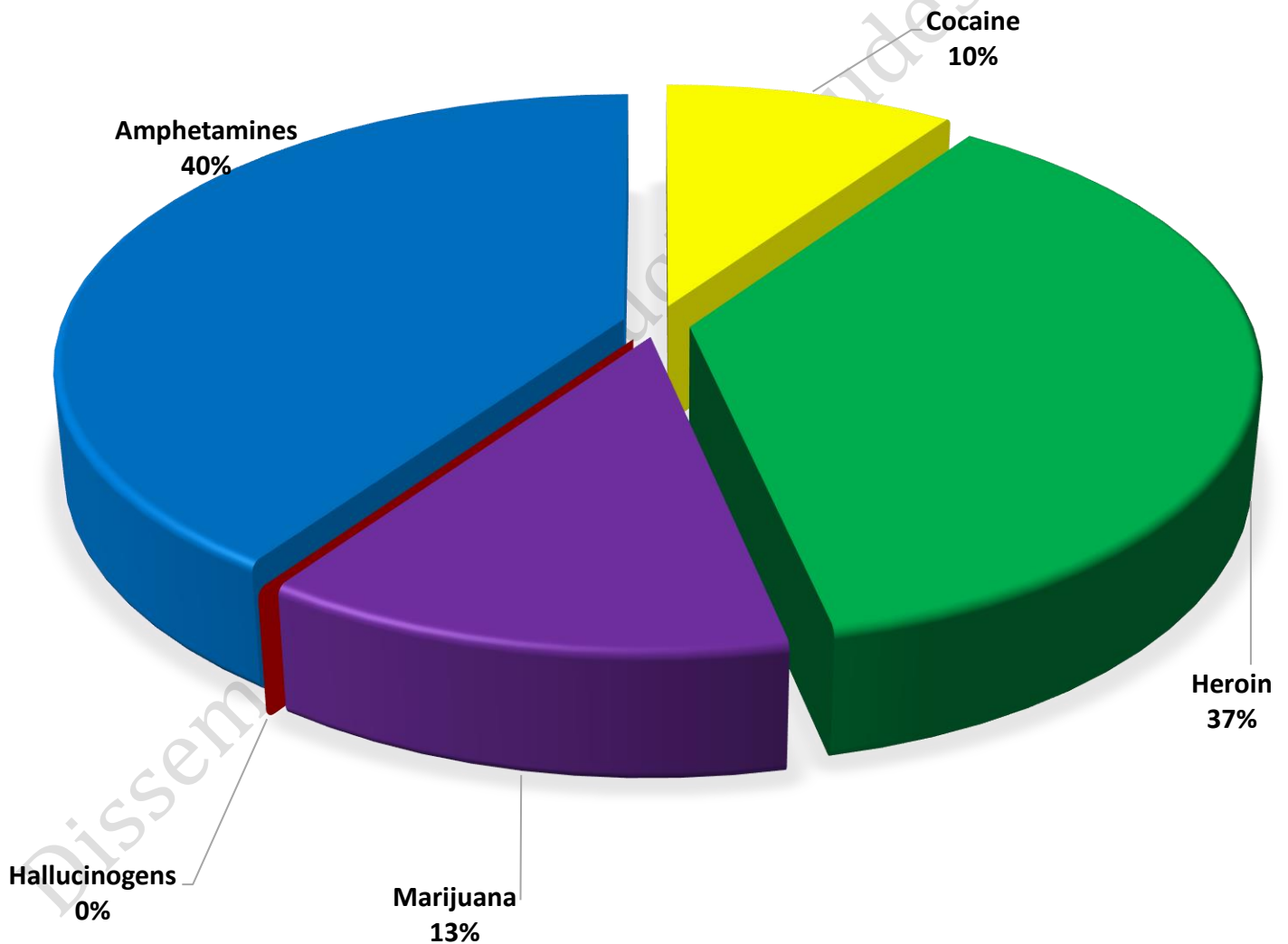
\*Street checks include private impounds

	SEPT 2021	SEPT 2022
<b>CompStat Offenses</b>	293	227
<b>Extended CompStat Offenses</b>	601	596
<b>Non-UCR Offenses</b>	387	373
<b>Reports Generated</b>	980	972
<b>Street Checks</b>	106	142
<b>Traffic Cites</b>	40	132
<b>Misdemeanor Citations</b>	83	85
<b>Jail Bookings</b>	56	106

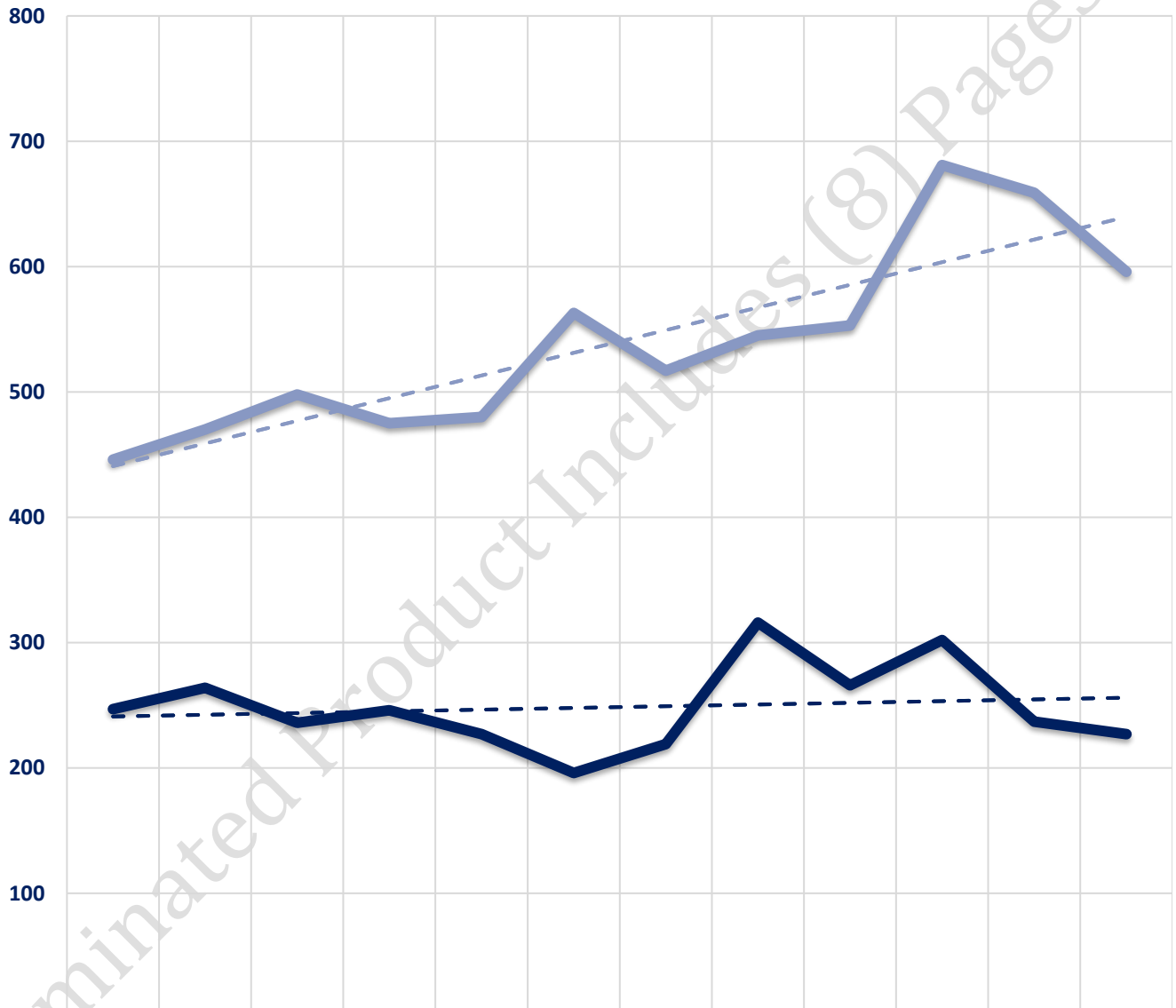


**Seized Drugs**

TYPE	DOSES	STREET VALUE	
Cocaine	154.0	\$	1,078.00
Heroin	592.7	\$	4,415.24
Marijuana	209.1	\$	694.27
Hallucinogens	0.0	\$	-
Amphetamines	645.3	\$	4,517.10
<b>TOTAL</b>	<b>1601.1</b>	<b>\$</b>	<b>10,704.62</b>



**CompStat & Extended CompStat Offenses - One Year**



	OCT 2021	NOV 2021	DEC 2021	JAN 2022	FEB 2022	MAR 2022	APR 2022	MAY 2022	JUN 2022	JUL 2022	AUG 2022	SEPT 2022
CompStat	247	264	236	246	227	196	219	316	266	302	237	227
Extended CompStat	446	470	498	475	480	563	517	545	553	681	659	596
Part II Linear Forecast												
Linear (Extended CompStat)												