



CITY COUNCIL DISTRICT #7 MONTHLY OFFENSE SUMMARY

September 2022

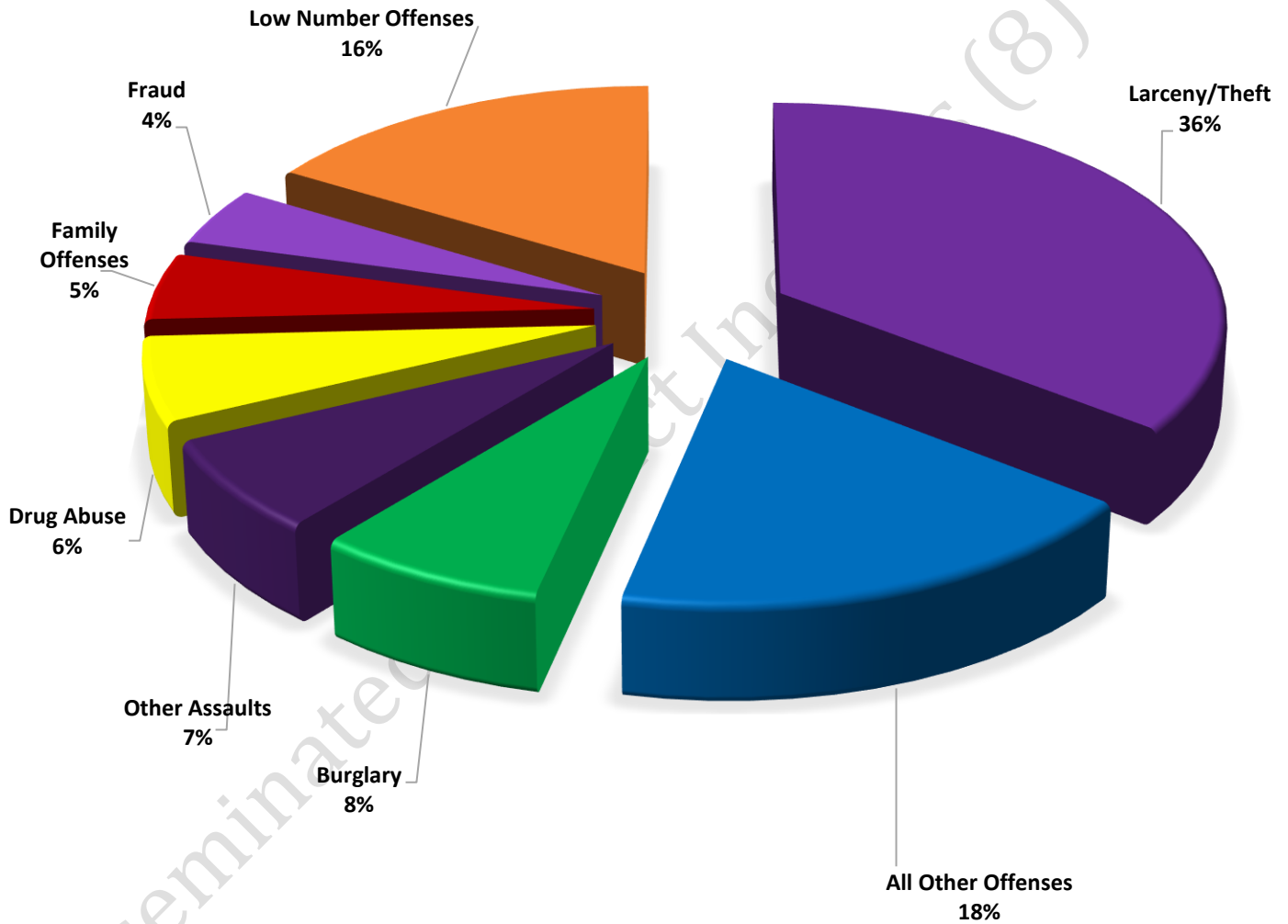
These figures represent preliminary counts of original Police Incident Reports and include all offenses within the above listed City Council District only. Full statistical analysis to determine the confidence level of this data has not been performed. The results contained herein are approximate in relation to the listed area and may not fully coincide with data shown in other areas of SLCPD's Crime Statistics page such as Calls for Service, Crimes Trending, and Crime Reports due to and reflective of departmental procedures that were in place at the time the event occurred and the date this data was compiled. Results displayed are not distinguished as attempted or completed crimes, do not include other calls for police service, and only represent police service where a report was made. Police Incident Reports are classified by primary offense categories as defined by the Uniform Crime Reporting (UCR) system, however for this report all offenses are included, and each incident may have more than one offense listed on it. In cases where there is more than one offense listed, all offenses are counted individually. Although every reasonable verification effort is made, the accuracy of any data is subject to the constraints of the report generation process as well as the manner, format, and point in time of any query.

-
- COMPSTAT OFFENSES:** (Part I) Chosen by the FBI as Part I Offenses because they are serious crimes that occur with regularity in all areas of the country and are likely to be reported to Police.
 - EXTENDED COMPSTAT OFFENSES:** (Part II) All other crimes other than the eight CompStat Offenses. The Uniform Crime Reporting Program gathers only arrest data for these offenses, however, SLCPD results displayed in this document display all of these, regardless of the presence of arrest data.
 - ALL OTHER OFFENSES:** Under the Extended CompStat Offense section, 'All Other Offenses' include Peeping Tom, Trespass, Kidnap/Abduction, Pornography, Extortion/Blackmail, Bribery, Warrants, Sexual Offenses, Obstruction, Public Peace, and Hit & Run.
 - NON-UCR OFFENSES:** Non-UCR Offenses include reports for all other offenses not classified as a CompStat or Extended CompStat Offense. Results displayed separate some of these offenses such as Ambulance Calls, Deaths, Missing Persons, Suicides, Suspicious Activity, and Traffic Accidents.
 - ALL OTHER NON-UCR:** Under the Non-UCR category, 'All Other' include the remainder of offenses not classified as CompStat or CompStat Extended and not separated from the Non-UCR Offenses. These include things such as Loud Parties, Barking Dogs, Mentally Ill Subjects, Citizen Assistance, etc.
 - LOW NUMBER OFFENSES:** On page two, in the interest of space and allowing for easier viewing, the category titled 'Low Number Offenses' include CompStat and Extended CompStat Offenses from page one that have totals under the amount of 14.

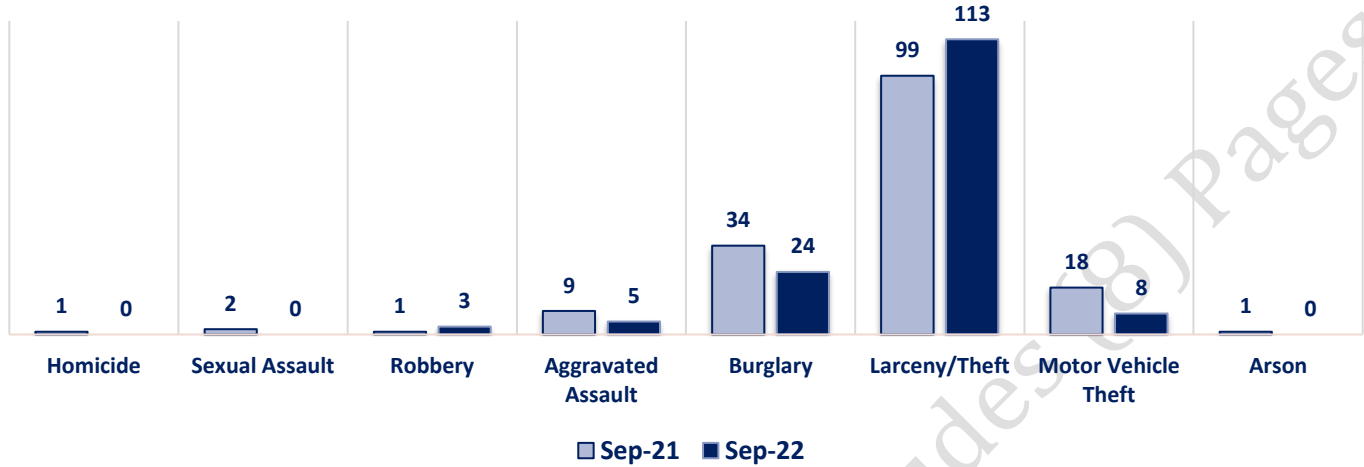
Offenses

		Offense	Sept-21	Sept-22	OFFENSE	Sept-21	Sept-22
COMPSTAT OFFENSES	VIOLENT	Homicide	1	0	Other Assaults	27	22
		Sexual Assault	2	0	Forgery/Counterfeiting	2	2
		Robbery	1	3	Fraud	25	14
		Aggravated Assault	9	5	Embezzlement	0	0
		Burglary	34	24	Stolen Property	3	1
	PROPERTY	Larceny/Theft	99	113	Vandalism	32	14
		Motor Vehicle Theft	18	8	Weapons	2	4
		Arson	1	0	Prostitution	0	0
		COMPSTAT TOTALS	165	153	Sex Offenses	1	2
NON-UCR OFFENSES	Ambulance Calls	10	6	Drug Abuse	8	20	
	Deaths	3	3	Gambling	0	0	
	Missing Persons	0	2	Family Offenses	24	16	
	Suicides	0	1	DUI	1	4	
	Suspicious Activity	21	12	Liquor Laws	0	1	
	Traffic Accidents	62	51	Drunkenness	2	5	
	All Other	82	85	Disorderly Conduct	6	3	
	NON-UCR TOTALS	178	160	All Other Offenses	59	57	
	COMPSTAT OFFENSES	165	153	Curfew/Loitering	0	0	
	EXTENDED COMPSTAT OFFENSES	192	165	EXTENDED COMPSTAT TOTALS	192	165	
TOTALS	NON-UCR OFFENSES	178	160				
	TOTAL	535	478				

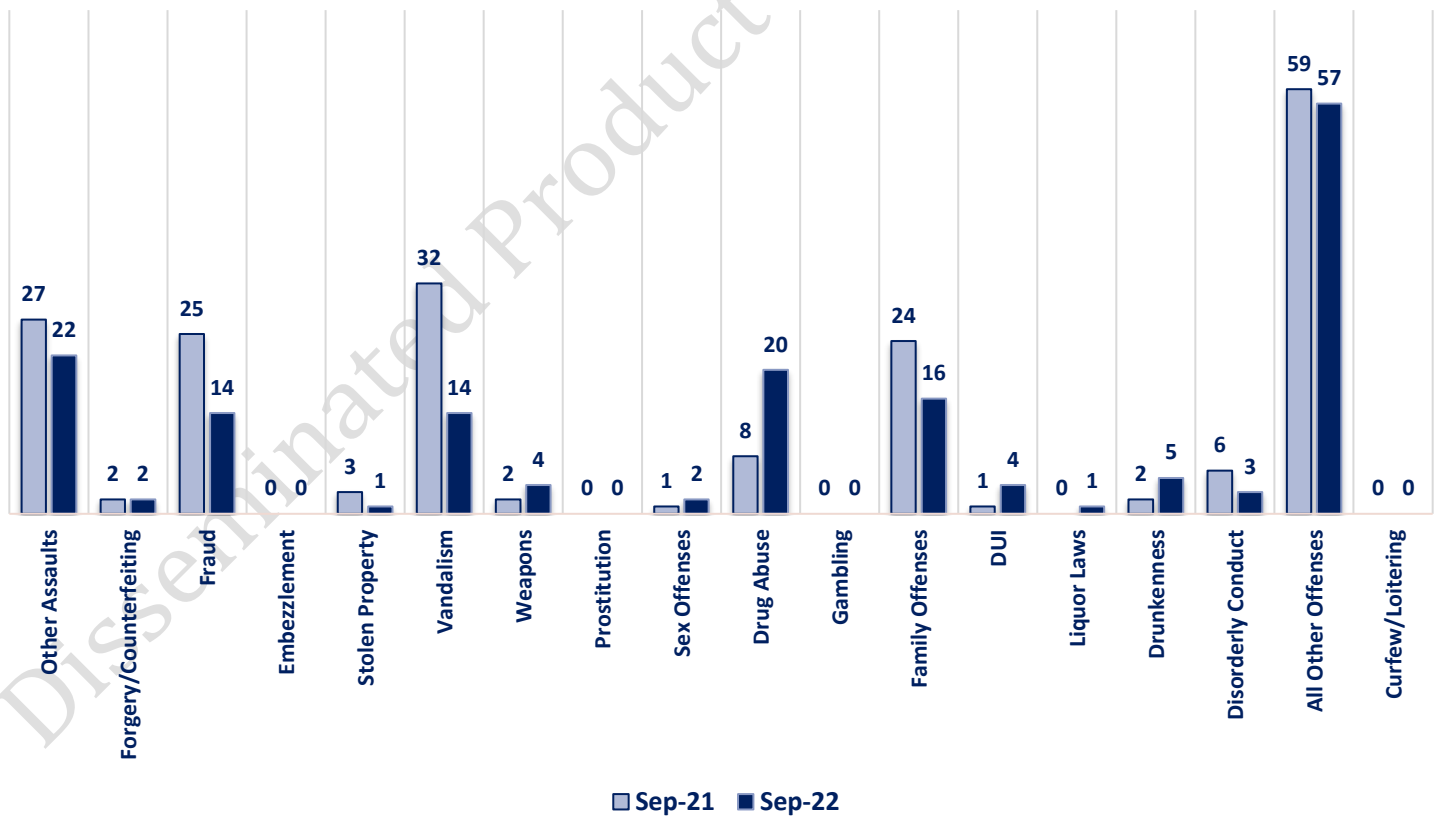
**SEPTEMBER 2022 - COMPSTAT AND EXTENDED COMPSTAT
OFFENSE PERCENTAGES**



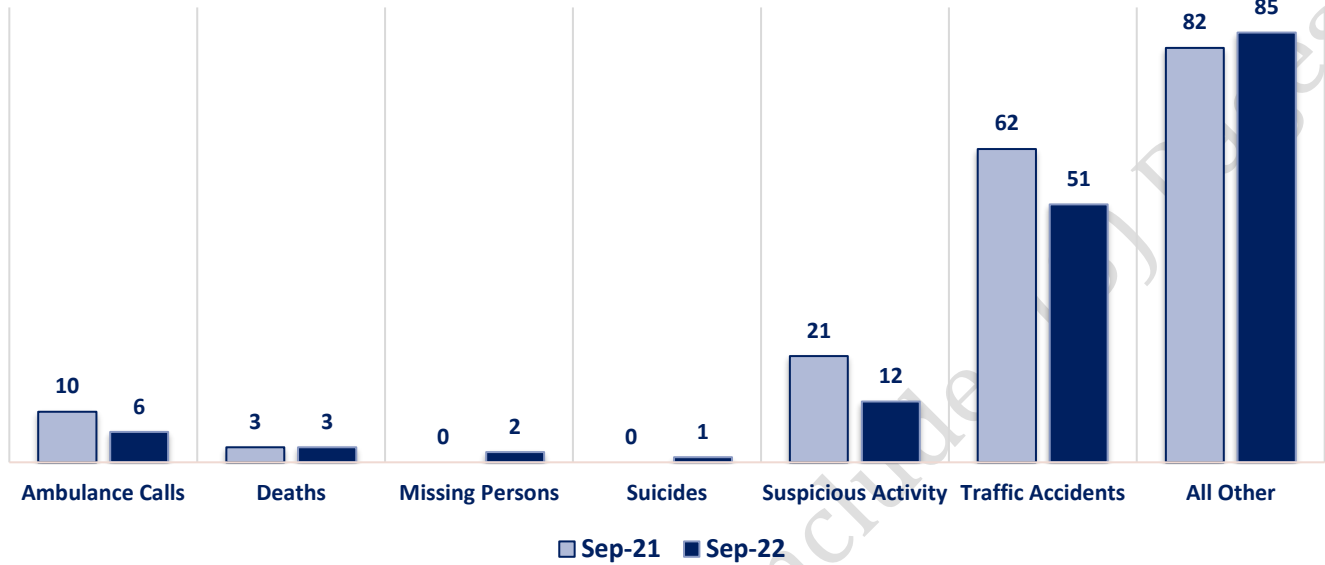
CompStat Offenses



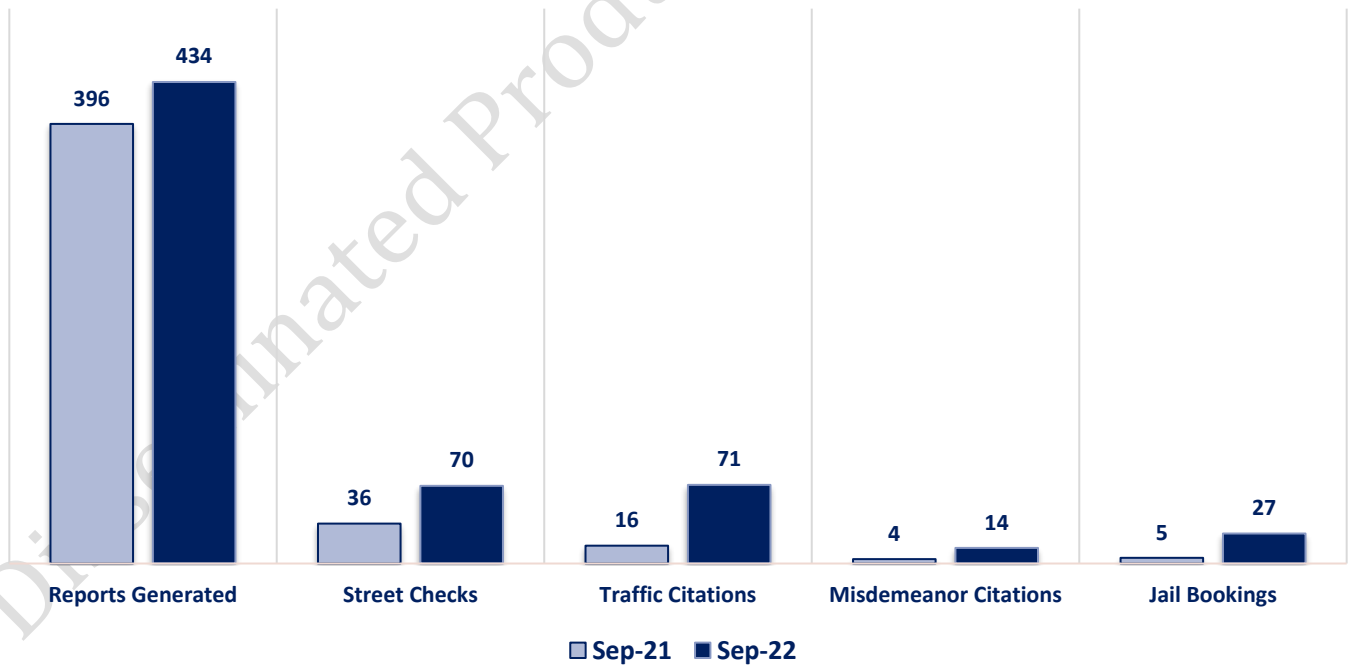
Extended CompStat Offenses



Non-UCR Offenses



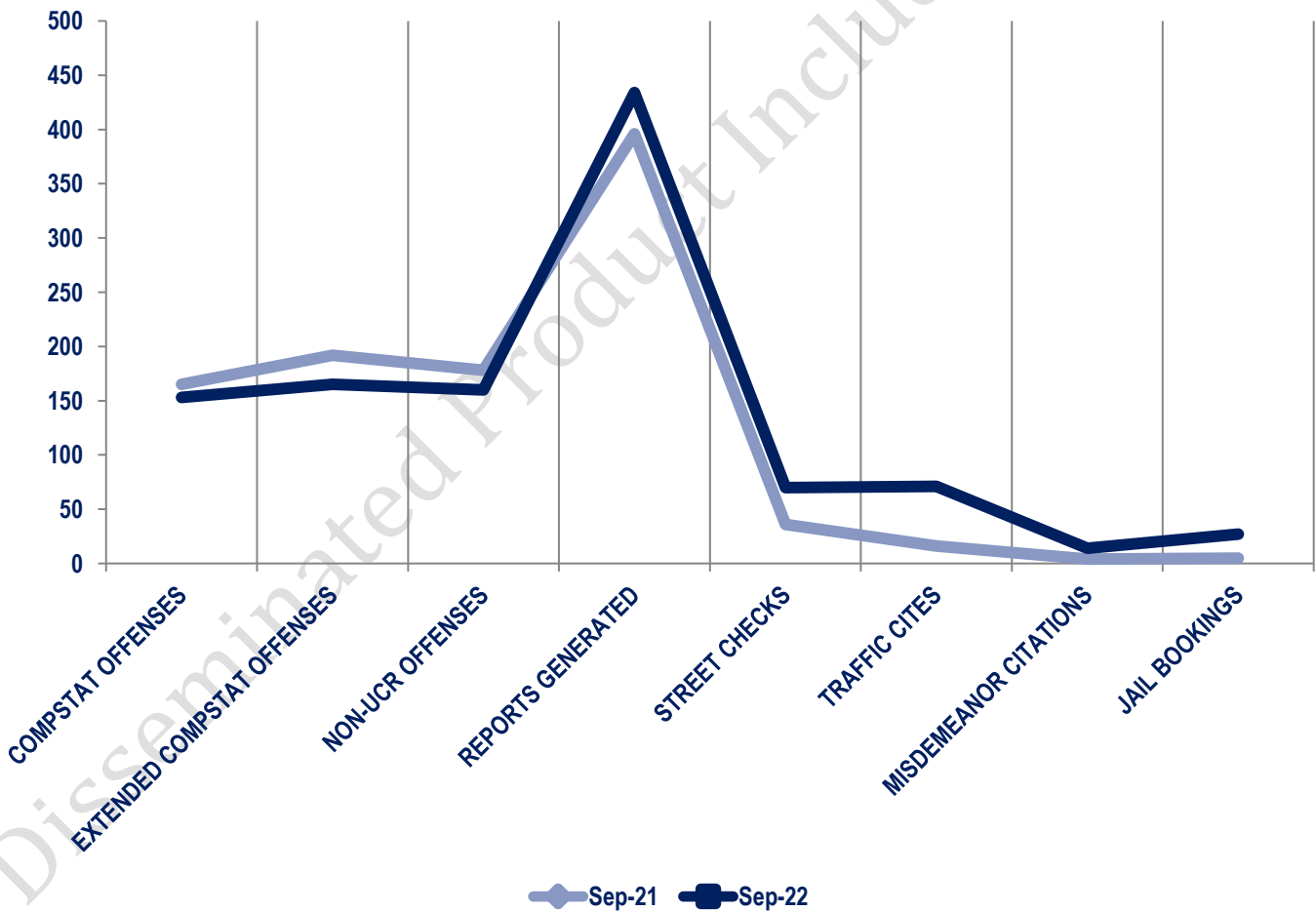
Other Event Totals



Combined Offense/Event Trends

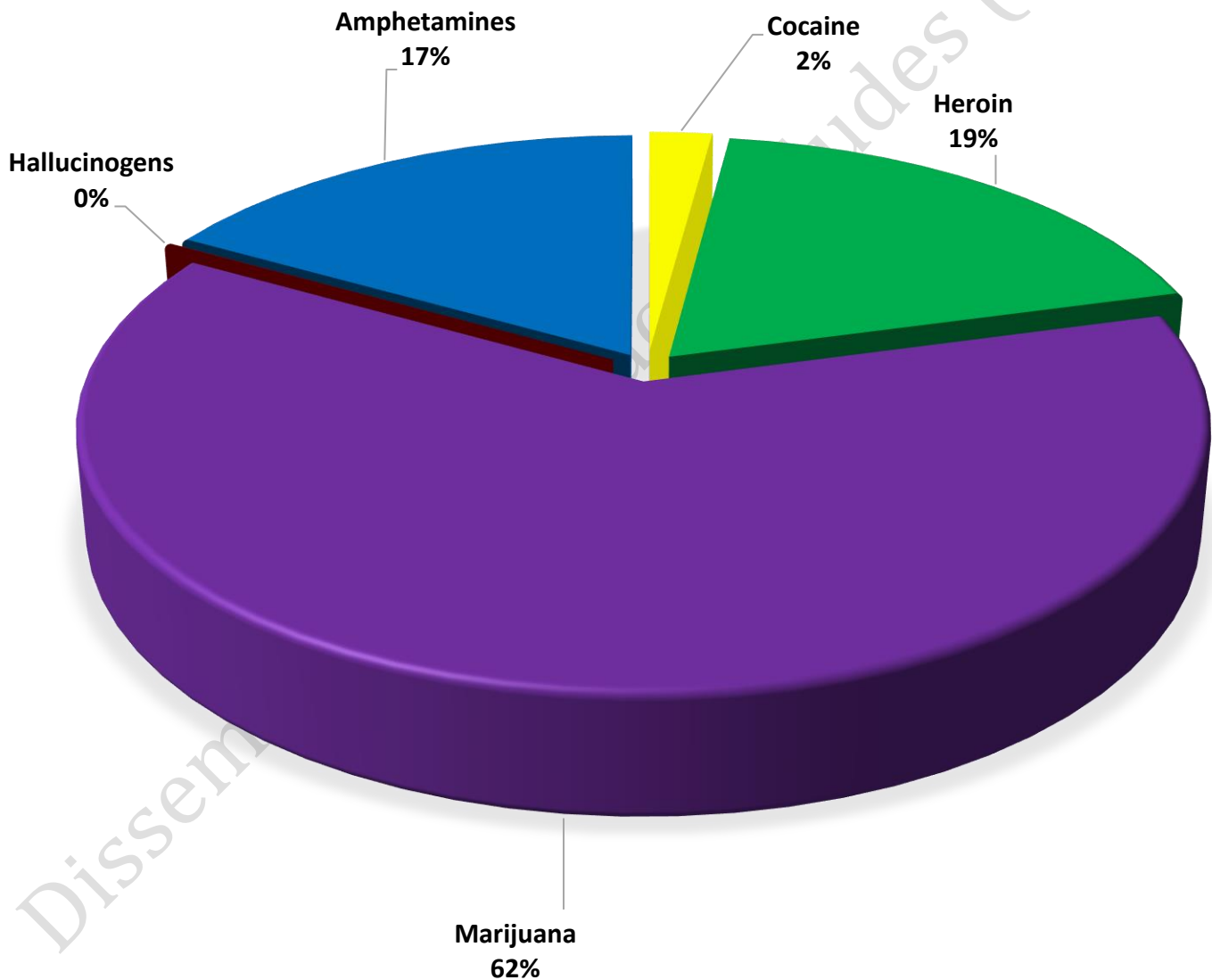
*Street checks include private impounds

	SEPT 2021	SEPT 2022
CompStat Offenses	165	153
Extended CompStat Offenses	192	165
Non-UCR Offenses	178	160
Reports Generated	396	434
Street Checks	36	70
Traffic Cites	16	71
Misdemeanor Citations	4	14
Jail Bookings	5	27

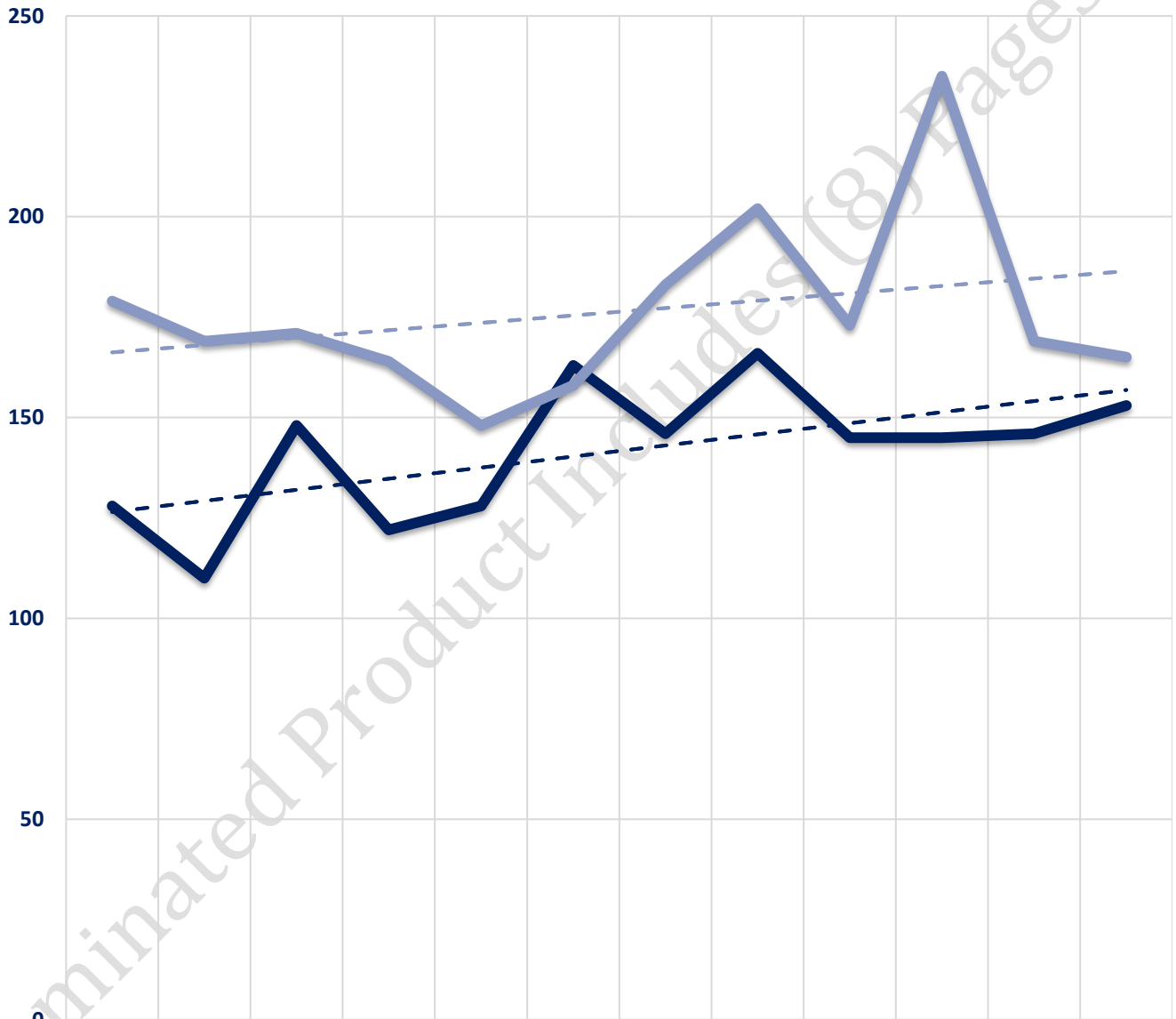


Seized Drugs

TYPE	DOSES	STREET VALUE
Cocaine	47.0	\$ 329.00
Heroin	415.0	\$ 3,091.75
Marijuana	1385.6	\$ 4,600.07
Hallucinogens	0.4	\$ 0.71
Amphetamines	374.0	\$ 2,618.00
TOTAL	2221.9	\$ 10,639.52



CompStat & Extended CompStat Offenses - One Year



	OCT 2021	NOV 2021	DEC 2021	JAN 2022	FEB 2022	MAR 2022	APR 2022	MAY 2022	JUN 2022	JUL 2022	AUG 2022	SEPT 2022
CompStat	128	110	148	122	128	163	146	166	145	145	146	153
Extended CompStat	179	169	171	164	148	158	183	202	173	235	169	165