



CITY COUNCIL DISTRICT #1 MONTHLY OFFENSE SUMMARY

October 2022

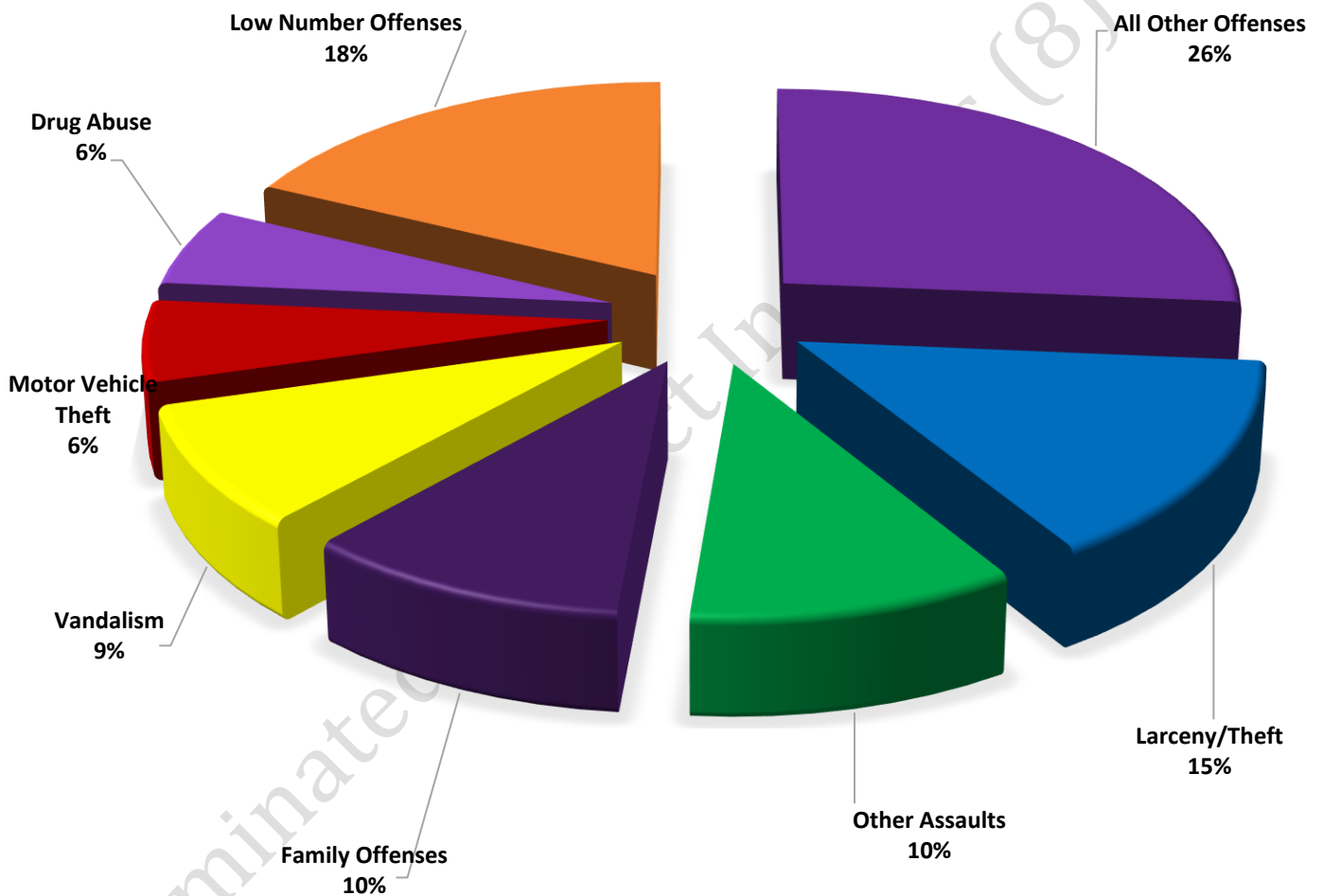
These figures represent preliminary counts of original Police Incident Reports and include all offenses within the above listed City Council District only. Full statistical analysis to determine the confidence level of this data has not been performed. The results contained herein are approximate in relation to the listed area and may not fully coincide with data shown in other areas of SLCPD's Crime Statistics page such as Calls for Service, Crimes Trending, and Crime Reports due to and reflective of departmental procedures that were in place at the time the event occurred and the date this data was compiled. Results displayed are not distinguished as attempted or completed crimes, do not include other calls for police service, and only represent police service where a report was made. Police Incident Reports are classified by primary offense categories as defined by the Uniform Crime Reporting (UCR) system, however for this report all offenses are included, and each incident may have more than one offense listed on it. In cases where there is more than one offense listed, all offenses are counted individually. Although every reasonable verification effort is made, the accuracy of any data is subject to the constraints of the report generation process as well as the manner, format, and point in time of any query.

-
- COMPSTAT OFFENSES:** (Part I) Chosen by the FBI as Part I Offenses because they are serious crimes that occur with regularity in all areas of the country and are likely to be reported to Police.
- EXTENDED COMPSTAT OFFENSES:** (Part II) All other crimes other than the eight CompStat Offenses. The Uniform Crime Reporting Program gathers only arrest data for these offenses, however, SLCPD results displayed in this document display all of these, regardless of the presence of arrest data.
- ALL OTHER OFFENSES:** Under the Extended CompStat Offense section, 'All Other Offenses' include Peeping Tom, Trespass, Kidnap/Abduction, Pornography, Extortion/Blackmail, Bribery, Warrants, Sexual Offenses, Obstruction, Public Peace, and Hit & Run.
- NON-UCR OFFENSES:** Non-UCR Offenses include reports for all other offenses not classified as a CompStat or Extended CompStat Offense. Results displayed separate some of these offenses such as Ambulance Calls, Deaths, Missing Persons, Suicides, Suspicious Activity, and Traffic Accidents.
- ALL OTHER NON-UCR:** Under the Non-UCR category, 'All Other' include the remainder of offenses not classified as CompStat or CompStat Extended and not separated from the Non-UCR Offenses. These include things such as Loud Parties, Barking Dogs, Mentally Ill Subjects, Citizen Assistance, etc.
- LOW NUMBER OFFENSES:** On page two, in the interest of space and allowing for easier viewing, the category titled 'Low Number Offenses' include CompStat and Extended CompStat Offenses from page one that have totals under the amount of 15.

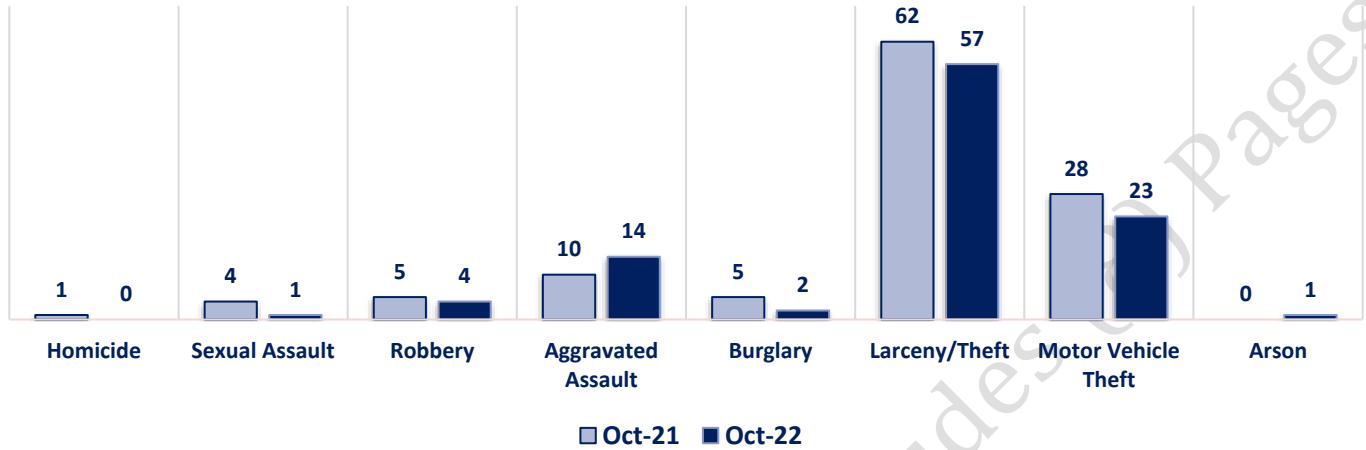
Offenses

		Offense	Oct-21	Oct-22	OFFENSE	Oct-21	Oct-22
COMPSTAT OFFENSES	VIOLENT	Homicide	1	0	Other Assaults	41	40
		Sexual Assault	4	1	Forgery/Counterfeiting	0	4
		Robbery	5	4	Fraud	23	15
		Aggravated Assault	10	14	Embezzlement	1	0
		Burglary	5	2	Stolen Property	4	6
	PROPERTY	Larceny/Theft	62	57	Vandalism	37	34
		Motor Vehicle Theft	28	23	Weapons	6	11
		Arson	0	1	Prostitution	0	0
		COMPSTAT TOTALS	115	102	Sex Offenses	3	3
NON-UCR OFFENSES	Ambulance Calls	7	14	Drug Abuse	46	22	
	Deaths	7	3	Gambling	0	0	
	Missing Persons	6	2	Family Offenses	42	40	
	Suicides	0	0	DUI	6	1	
	Suspicious Activity	18	15	Liquor Laws	0	0	
	Traffic Accidents	48	32	Drunkenness	8	2	
	All Other	133	139	Disorderly Conduct	9	5	
	NON-UCR TOTALS	219	205	All Other Offenses	134	102	
	COMPSTAT OFFENSES	115	102	Curfew/Loitering	0	0	
	EXTENDED COMPSTAT OFFENSES	360	285	EXTENDED COMPSTAT TOTALS	360	285	
TOTALS	NON-UCR OFFENSES	219	205				
	TOTAL	694	592				

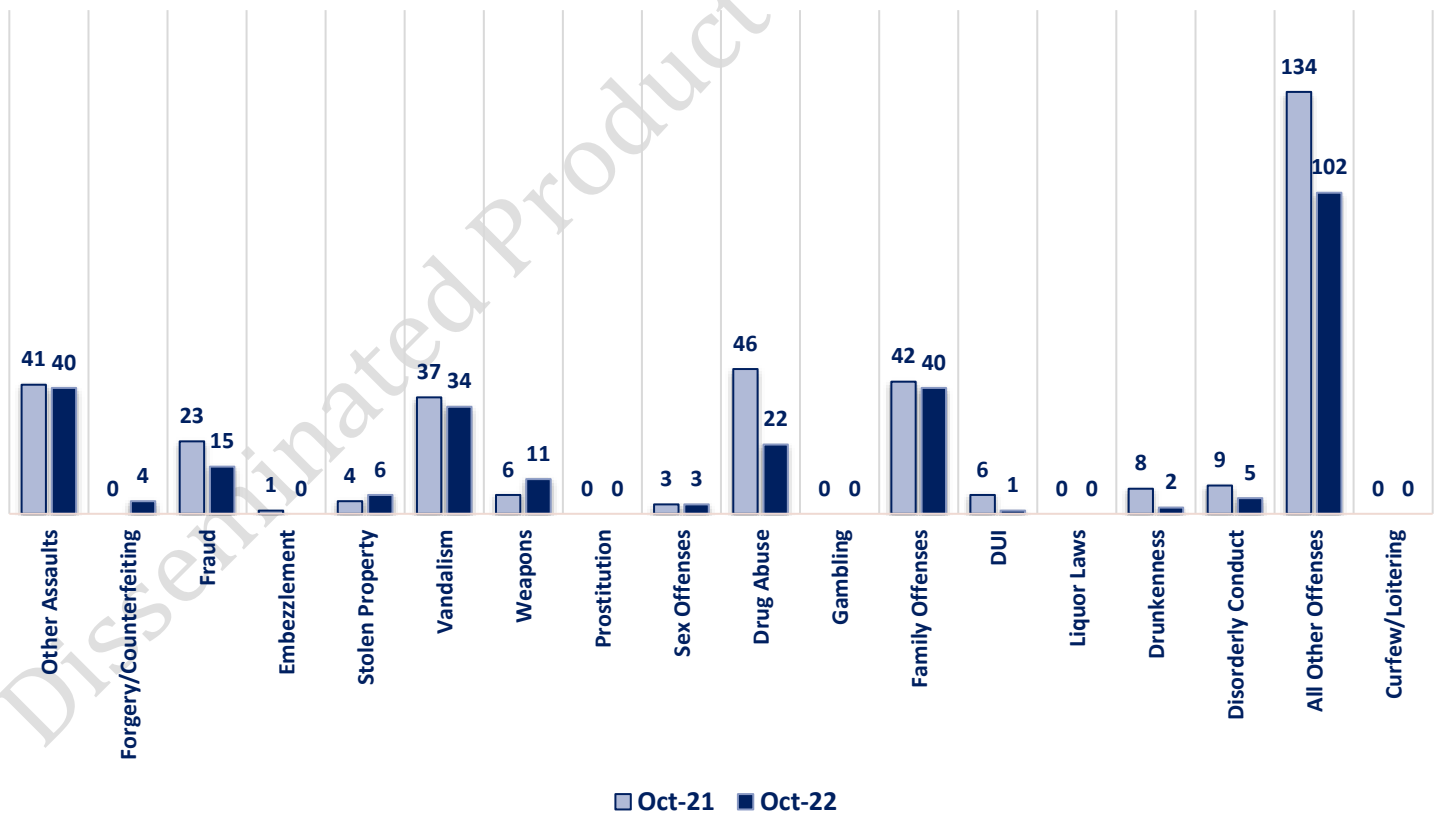
**OCTOBER 2022 - COMPSTAT AND EXTENDED COMPSTAT
OFFENSE PERCENTAGES**



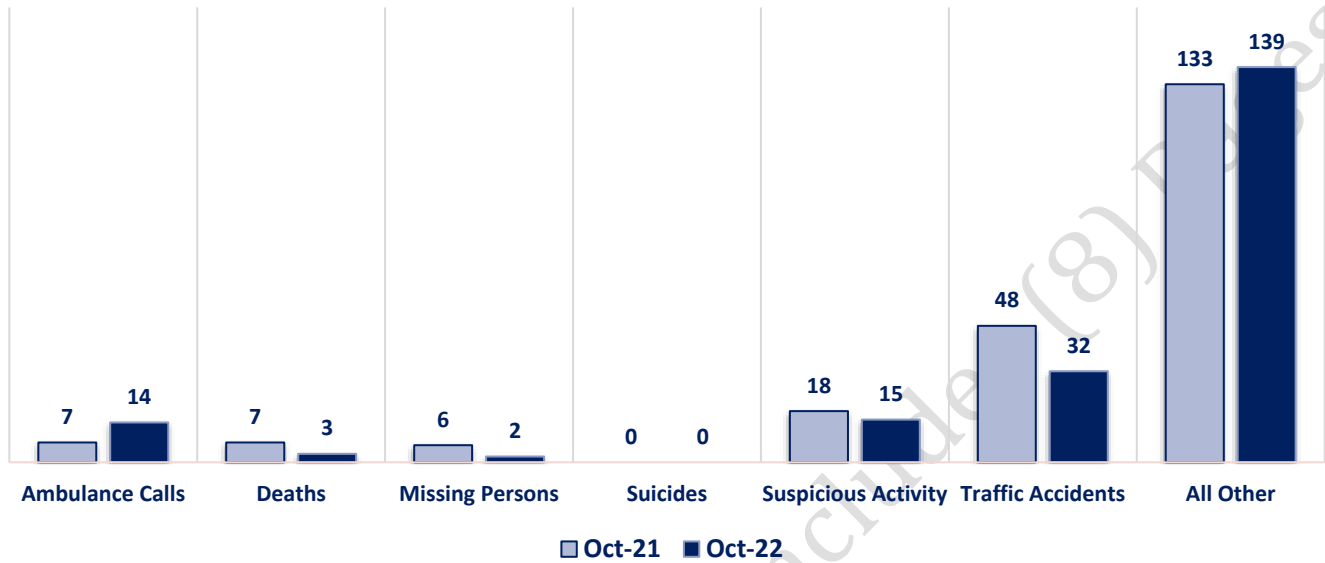
CompStat Offenses



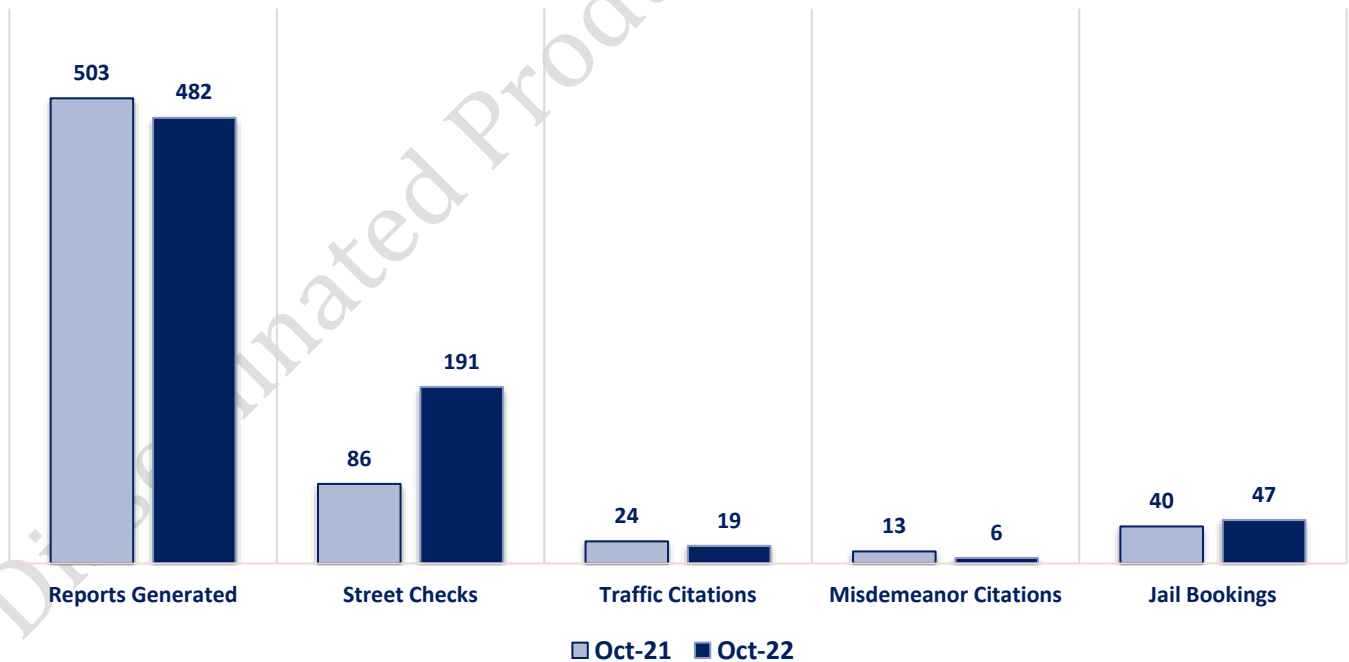
Extended CompStat Offenses



Non-UCR Offenses



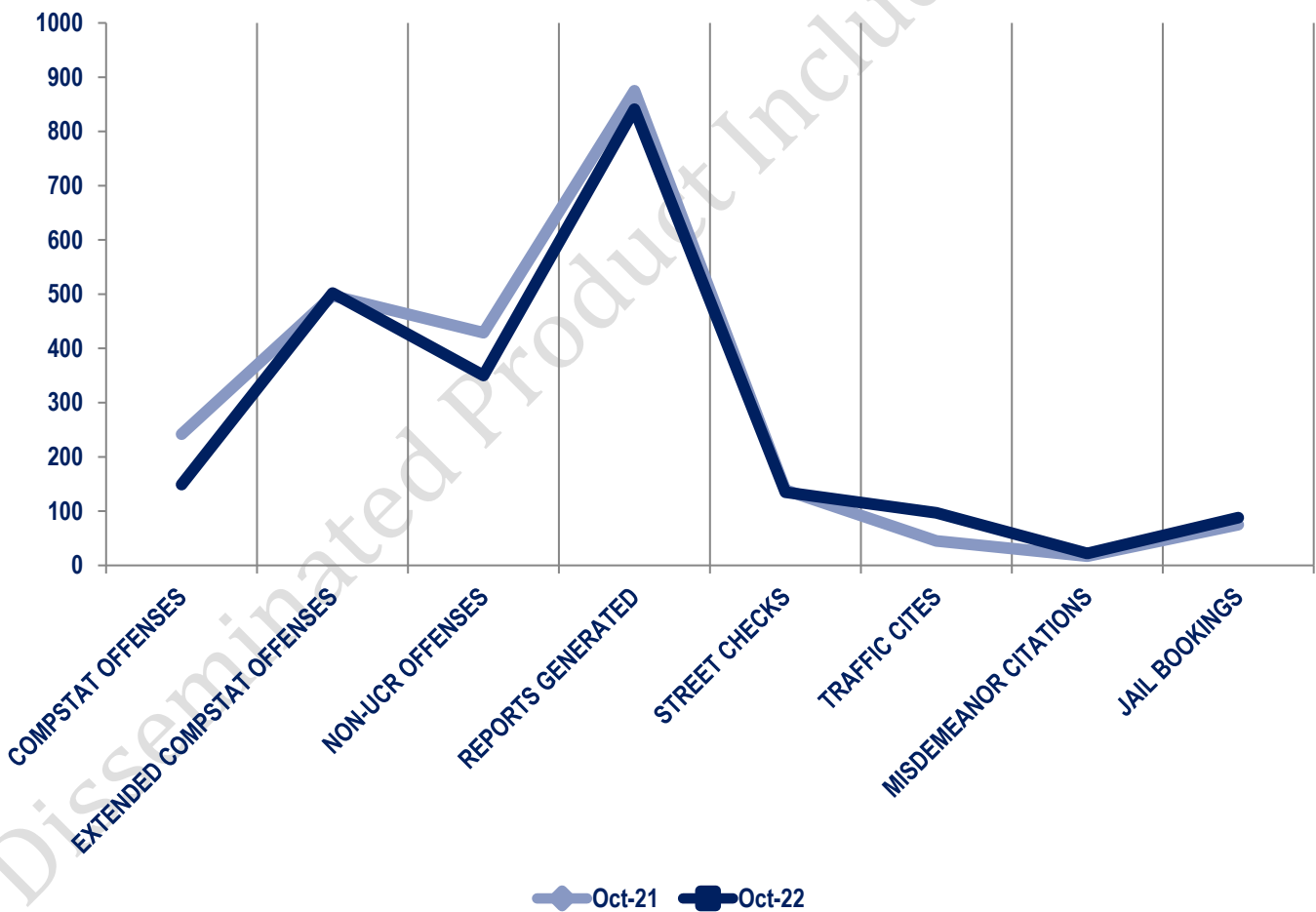
Other Event Totals



Combined Offense/Event Trends

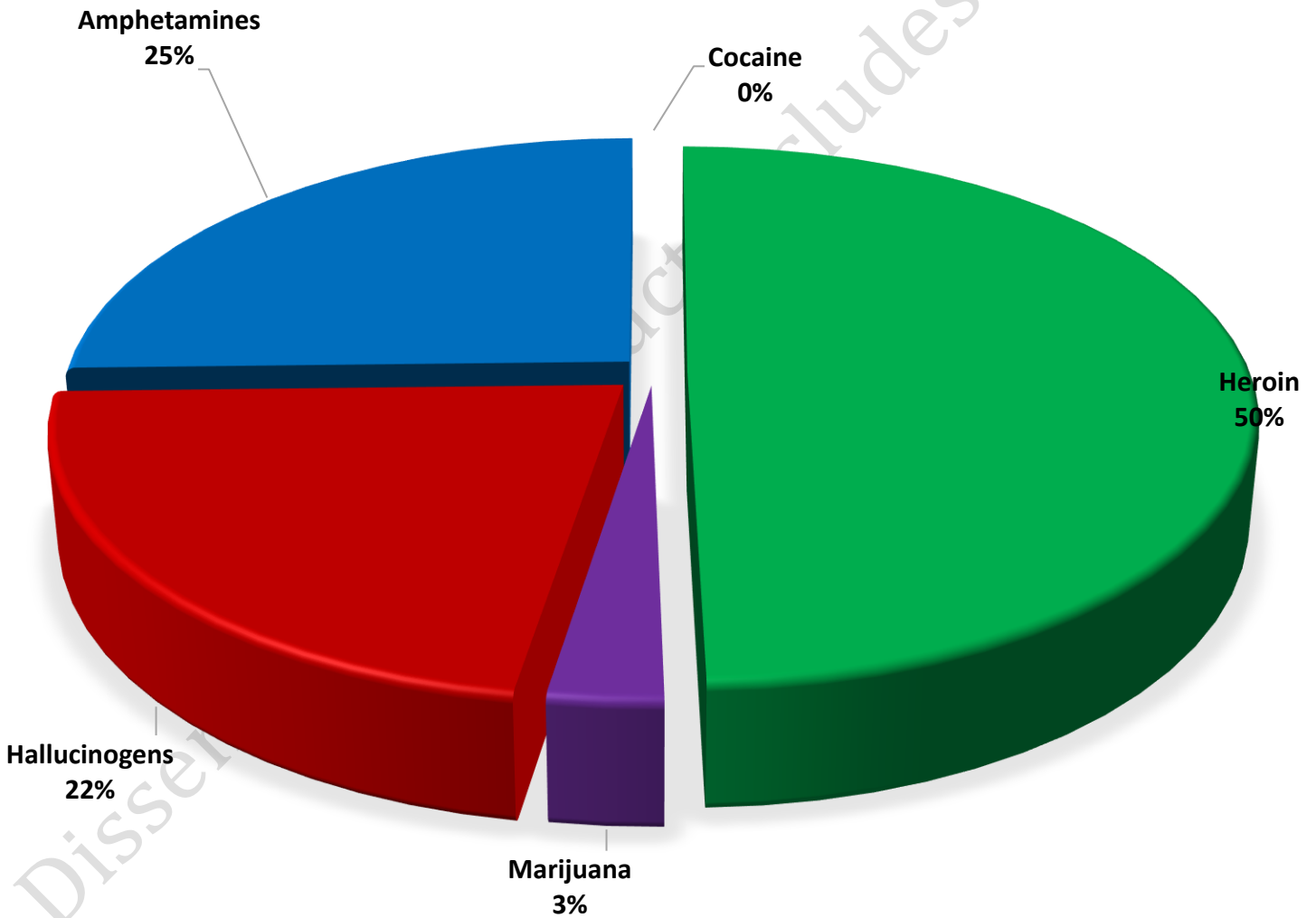
*Street checks include private impounds

	OCT 2021	OCT 2022
CompStat Offenses	115	102
Extended CompStat Offenses	360	285
Non-UCR Offenses	219	205
Reports Generated	503	482
Street Checks	86	191
Traffic Cites	24	19
Misdemeanor Citations	13	6
Jail Bookings	40	47

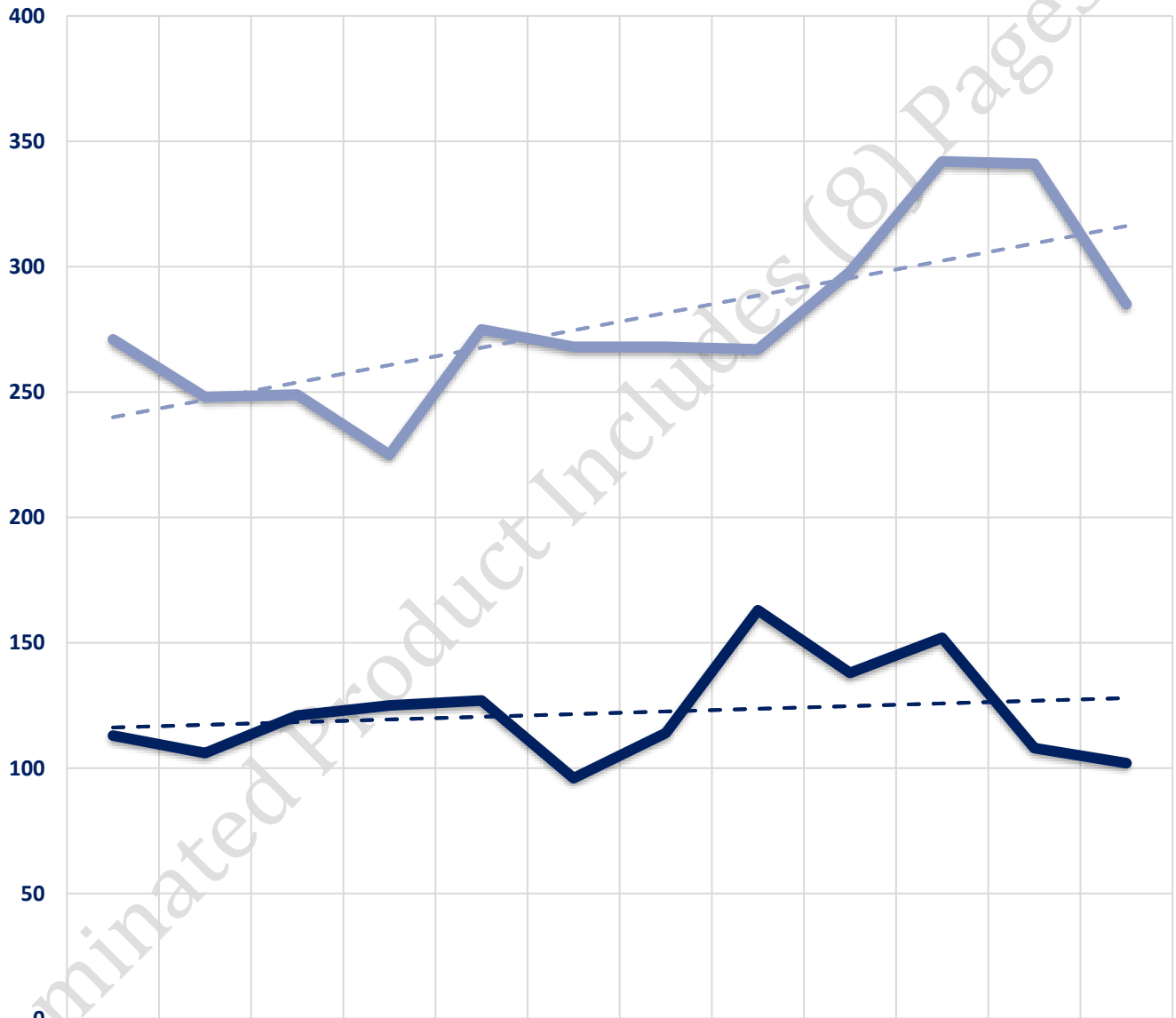


Seized Drugs

TYPE	DOSES	STREET VALUE	
Cocaine	0.0	\$	-
Heroin	509.0	\$	3,792.05
Marijuana	29.1	\$	96.62
Hallucinogens	226.5	\$	452.92
Amphetamines	260.0	\$	1,820.00
TOTAL	1024.6	\$	6,161.58



CompStat & Extended CompStat Offenses - One Year



	NOV 2021	DEC 2021	JAN 2022	FEB 2022	MAR 2022	APR 2022	MAY 2022	JUN 2022	JUL 2022	AUG 2022	SEPT 2022	OCT 2022
CompStat	113	106	121	125	127	96	114	163	138	152	108	102
Extended CompStat	271	248	249	225	275	268	268	267	298	342	341	285
Part II Linear Forecast												
Linear (Extended CompStat)												