



CITY COUNCIL DISTRICT #2 MONTHLY OFFENSE SUMMARY

October 2022

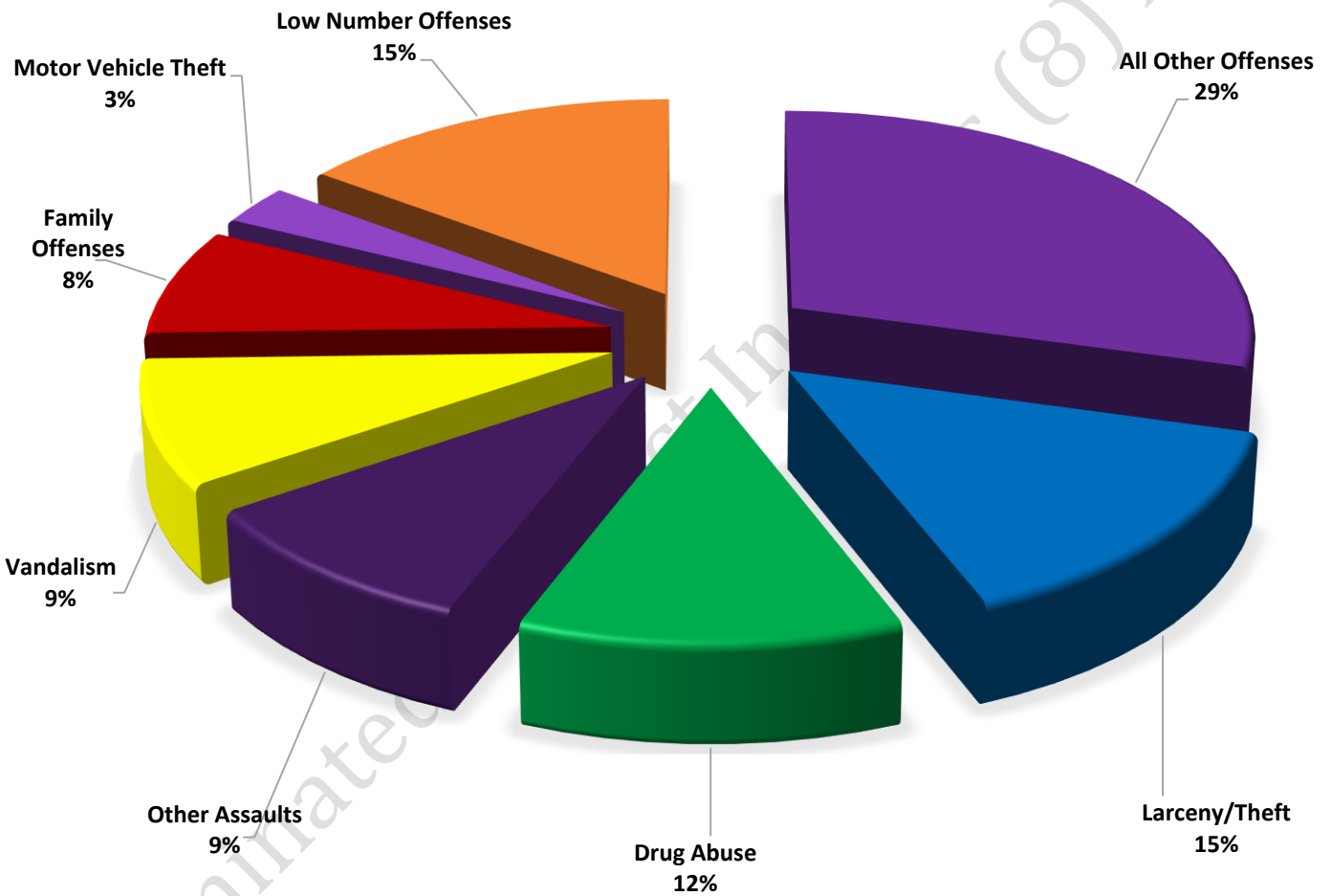
These figures represent preliminary counts of original Police Incident Reports and include all offenses within the above listed City Council District only. Full statistical analysis to determine the confidence level of this data has not been performed. The results contained herein are approximate in relation to the listed area and may not fully coincide with data shown in other areas of SLCPD's Crime Statistics page such as Calls for Service, Crimes Trending, and Crime Reports due to and reflective of departmental procedures that were in place at the time the event occurred and the date this data was compiled. Results displayed are not distinguished as attempted or completed crimes, do not include other calls for police service, and only represent police service where a report was made. Police Incident Reports are classified by primary offense categories as defined by the Uniform Crime Reporting (UCR) system, however for this report all offenses are included, and each incident may have more than one offense listed on it. In cases where there is more than one offense listed, all offenses are counted individually. Although every reasonable verification effort is made, the accuracy of any data is subject to the constraints of the report generation process as well as the manner, format, and point in time of any query.

-
- COMPSTAT OFFENSES:** (Part I) Chosen by the FBI as Part I Offenses because they are serious crimes that occur with regularity in all areas of the country and are likely to be reported to Police.
- EXTENDED COMPSTAT OFFENSES:** (Part II) All other crimes other than the eight CompStat Offenses. The Uniform Crime Reporting Program gathers only arrest data for these offenses, however, SLCPD results displayed in this document display all of these, regardless of the presence of arrest data.
- ALL OTHER OFFENSES:** Under the Extended CompStat Offense section, 'All Other Offenses' include Peeping Tom, Trespass, Kidnap/Abduction, Pornography, Extortion/Blackmail, Bribery, Warrants, Sexual Offenses, Obstruction, Public Peace, and Hit & Run.
- NON-UCR OFFENSES:** Non-UCR Offenses include reports for all other offenses not classified as a CompStat or Extended CompStat Offense. Results displayed separate some of these offenses such as Ambulance Calls, Deaths, Missing Persons, Suicides, Suspicious Activity, and Traffic Accidents.
- ALL OTHER NON-UCR:** Under the Non-UCR category, 'All Other' include the remainder of offenses not classified as CompStat or CompStat Extended and not separated from the Non-UCR Offenses. These include things such as Loud Parties, Barking Dogs, Mentally Ill Subjects, Citizen Assistance, etc.
- LOW NUMBER OFFENSES:** On page two, in the interest of space and allowing for easier viewing, the category titled 'Low Number Offenses' include CompStat and Extended CompStat Offenses from page one that have totals under the amount of 20.

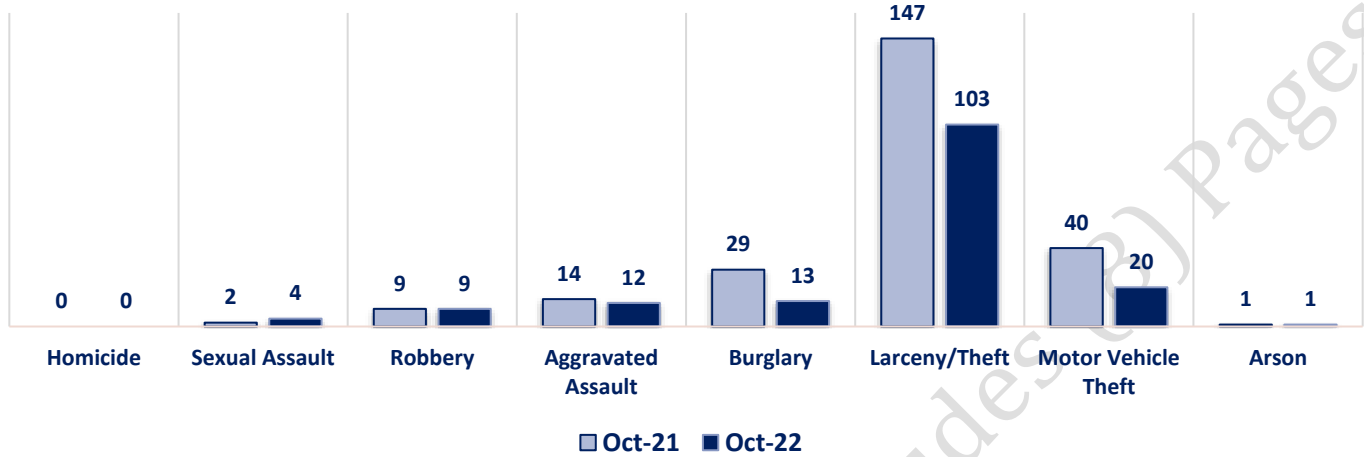
Offenses

		Offense	Oct-21	Oct-22	OFFENSE	Oct-21	Oct-22
COMPSTAT OFFENSES	VIOLENT	Homicide	0	0	Other Assaults	63	67
		Sexual Assault	2	4	Forgery/Counterfeiting	6	0
		Robbery	9	9	Fraud	16	20
		Aggravated Assault	14	12	Embezzlement	0	0
	PROPERTY	Burglary	29	13	Stolen Property	12	10
		Larceny/Theft	147	103	Vandalism	60	63
		Motor Vehicle Theft	40	20	Weapons	10	8
		Arson	1	1	Prostitution	0	0
		COMPSTAT TOTALS	242	162	Sex Offenses	4	4
NON-UCR OFFENSES	Ambulance Calls	23	15	Drug Abuse	59	84	
	Deaths	6	5	Gambling	0	0	
	Missing Persons	11	2	Family Offenses	40	54	
	Suicides	1	0	DUI	15	7	
	Suspicious Activity	28	39	Liquor Laws	2	2	
	Traffic Accidents	81	70	Drunkenness	6	6	
	All Other	279	219	Disorderly Conduct	13	8	
	NON-UCR TOTALS	429	350	All Other Offenses	191	205	
TOTALS	COMPSTAT OFFENSES	242	162	Curfew/Loitering	0	0	
	EXTENDED COMPSTAT OFFENSES	497	538	EXTENDED COMPSTAT TOTALS	497	538	
	NON-UCR OFFENSES	429	350				
	TOTAL	1168	1050				

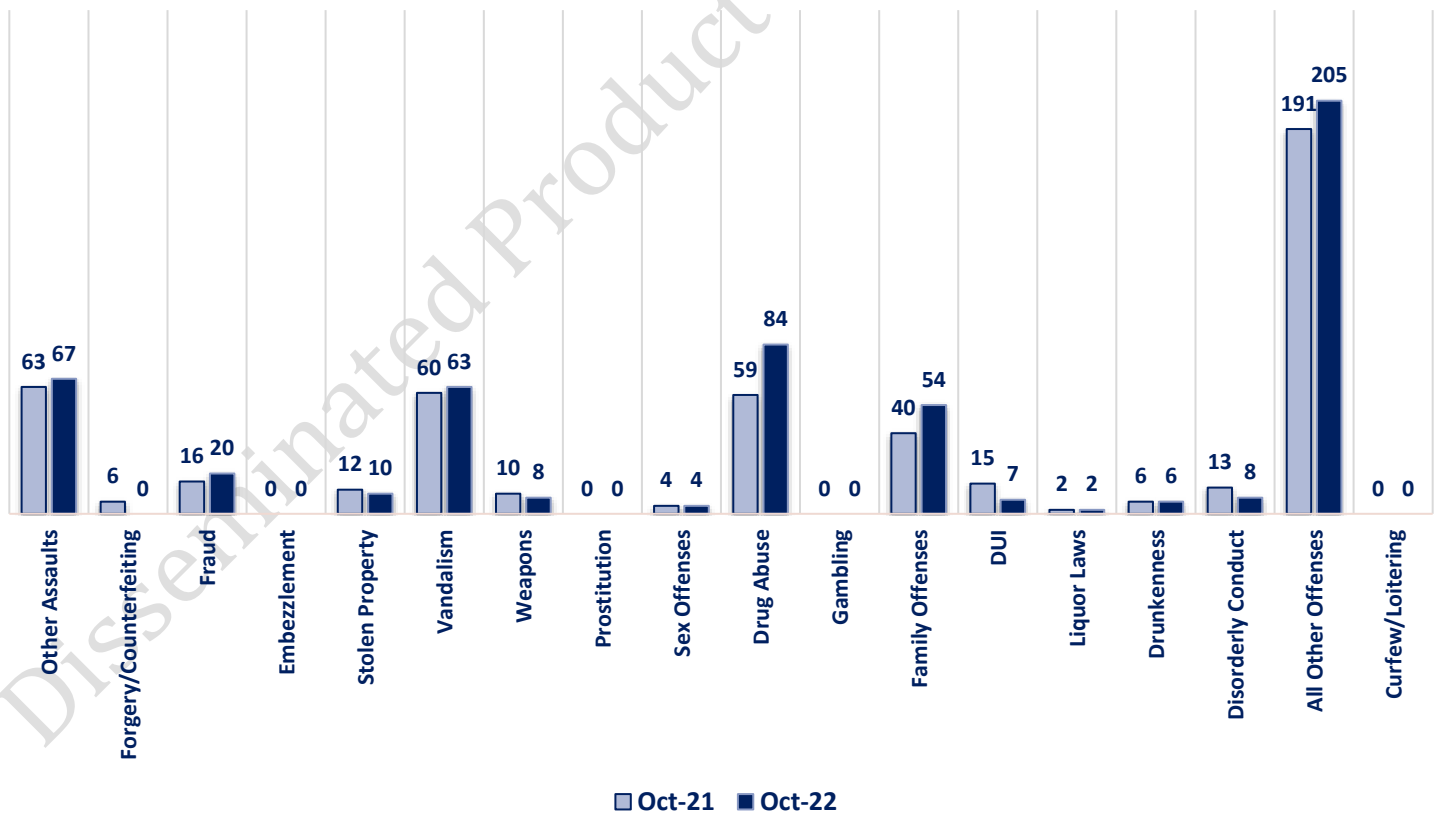
**OCTOBER 2022 - COMPSTAT AND EXTENDED COMPSTAT
OFFENSE PERCENTAGES**



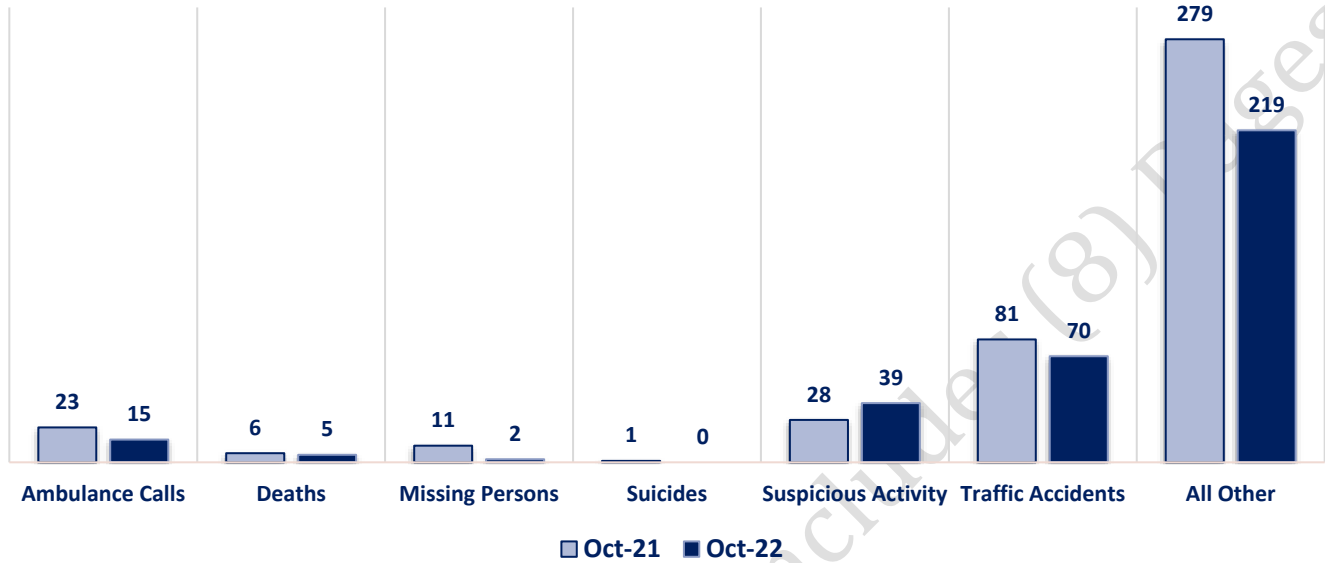
CompStat Offenses



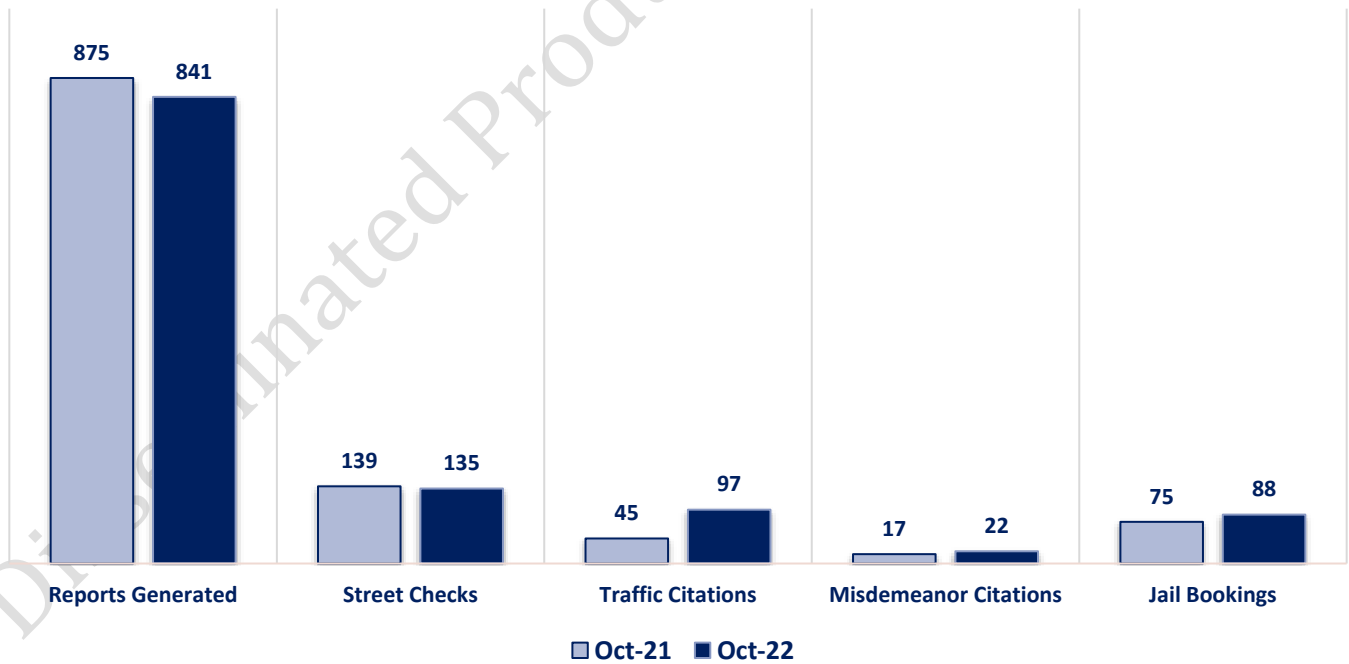
Extended CompStat Offenses



Non-UCR Offenses



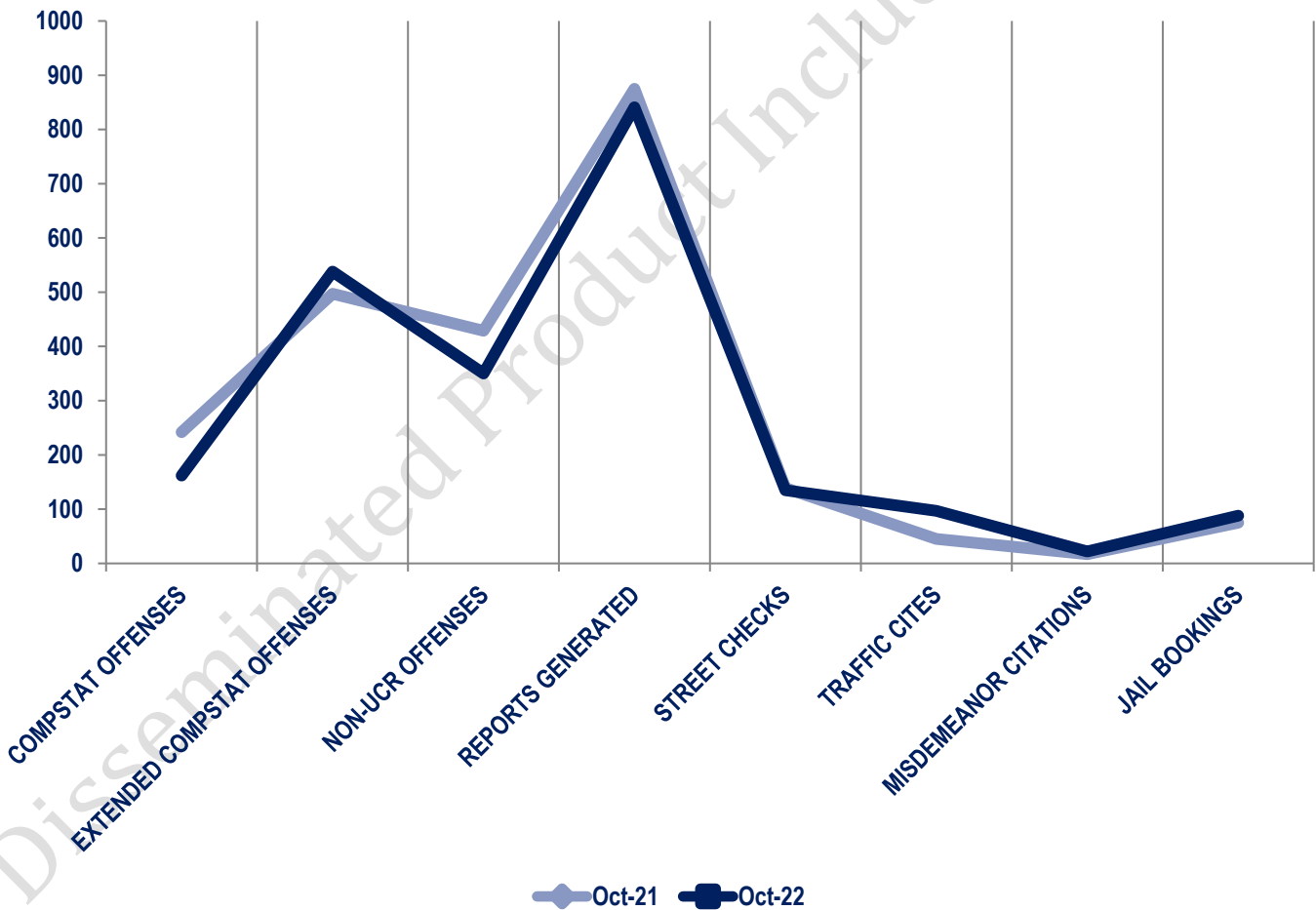
Other Event Totals



Combined Offense/Event Trends

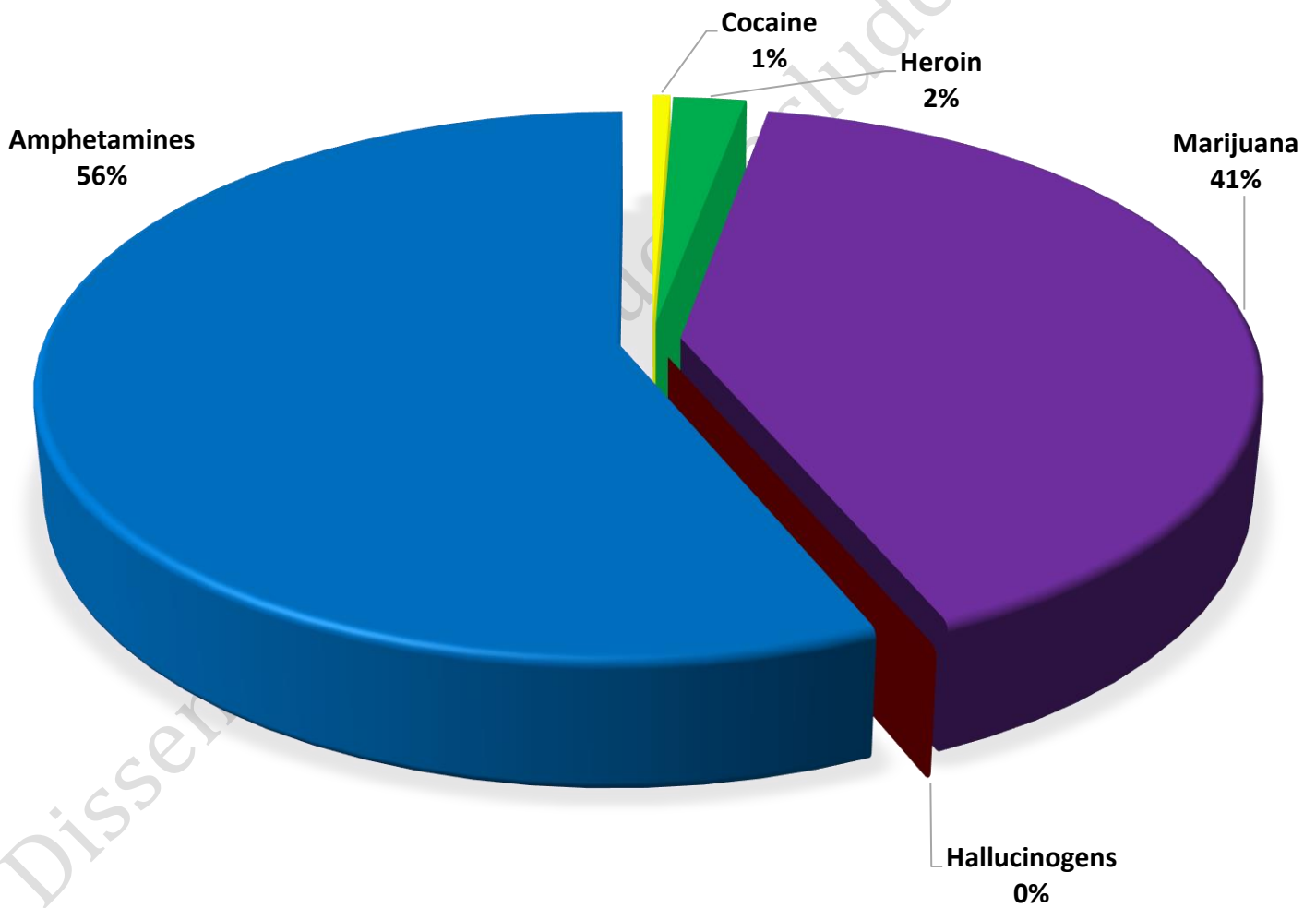
*Street checks include private impounds

	OCT 2021	OCT 2022
CompStat Offenses	242	162
Extended CompStat Offenses	497	538
Non-UCR Offenses	429	350
Reports Generated	875	841
Street Checks	139	135
Traffic Cites	45	97
Misdemeanor Citations	17	22
Jail Bookings	75	88

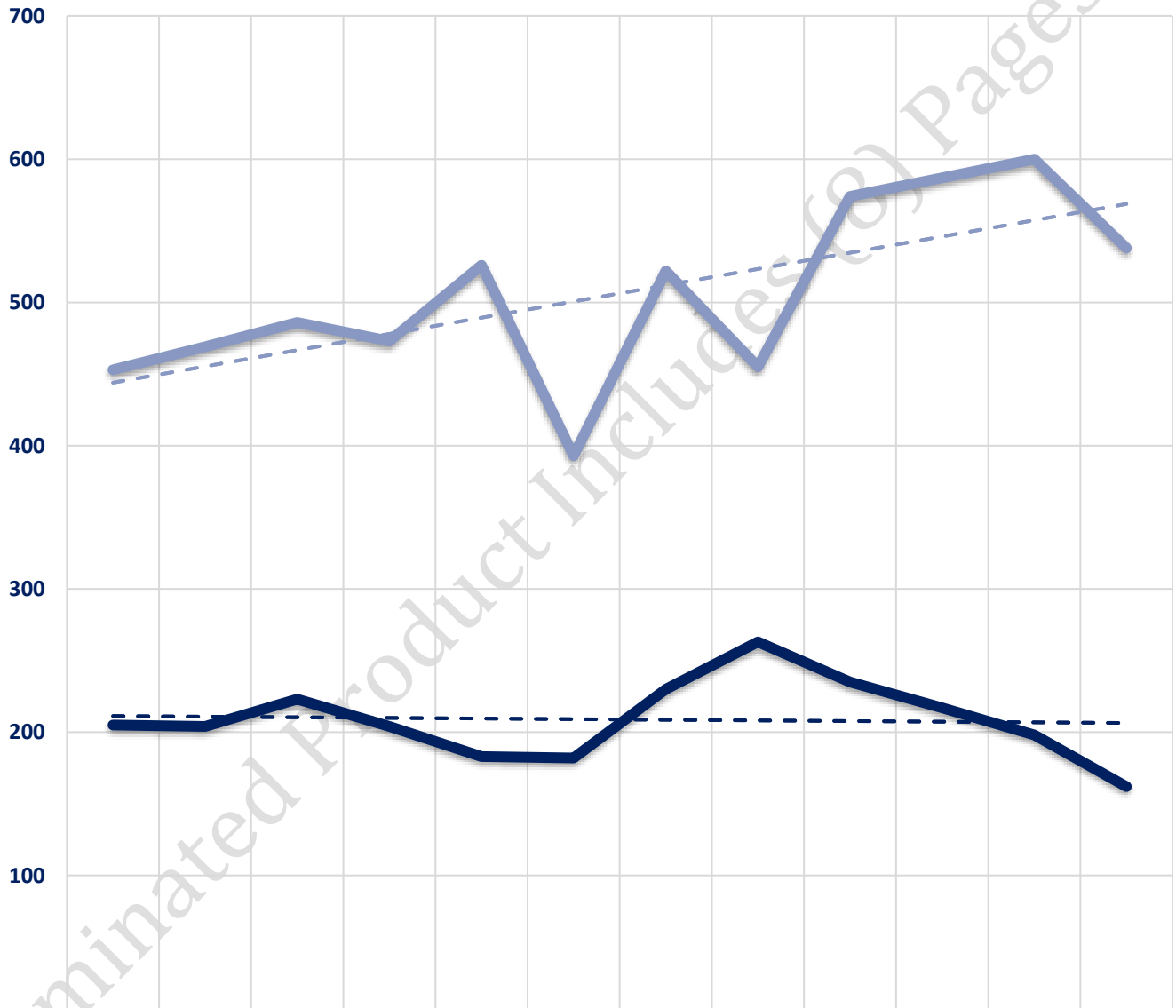


Seized Drugs

TYPE	DOSES	STREET VALUE
Cocaine	199.0	\$ 1,393.00
Heroin	814.9	\$ 6,071.01
Marijuana	14019.4	\$ 46,544.29
Hallucinogens	0.0	\$ -
Amphetamines	19479.2	\$ 136,354.26
TOTAL	34512.4	\$ 190,362.56



CompStat & Extended CompStat Offenses - One Year



	NOV 2021	DEC 2021	JAN 2022	FEB 2022	MAR 2022	APR 2022	MAY 2022	JUN 2022	JUL 2022	AUG 2022	SEPT 2022	OCT 2022
CompStat	205	204	223	204	183	182	230	263	235	217	198	162
Extended CompStat	453	469	486	473	526	393	522	455	574	587	600	538
CompStat	----- Part II Linear Forecast											
Extended CompStat	----- Linear (Extended CompStat)											