



CITY COUNCIL DISTRICT #4 MONTHLY OFFENSE SUMMARY

October 2022

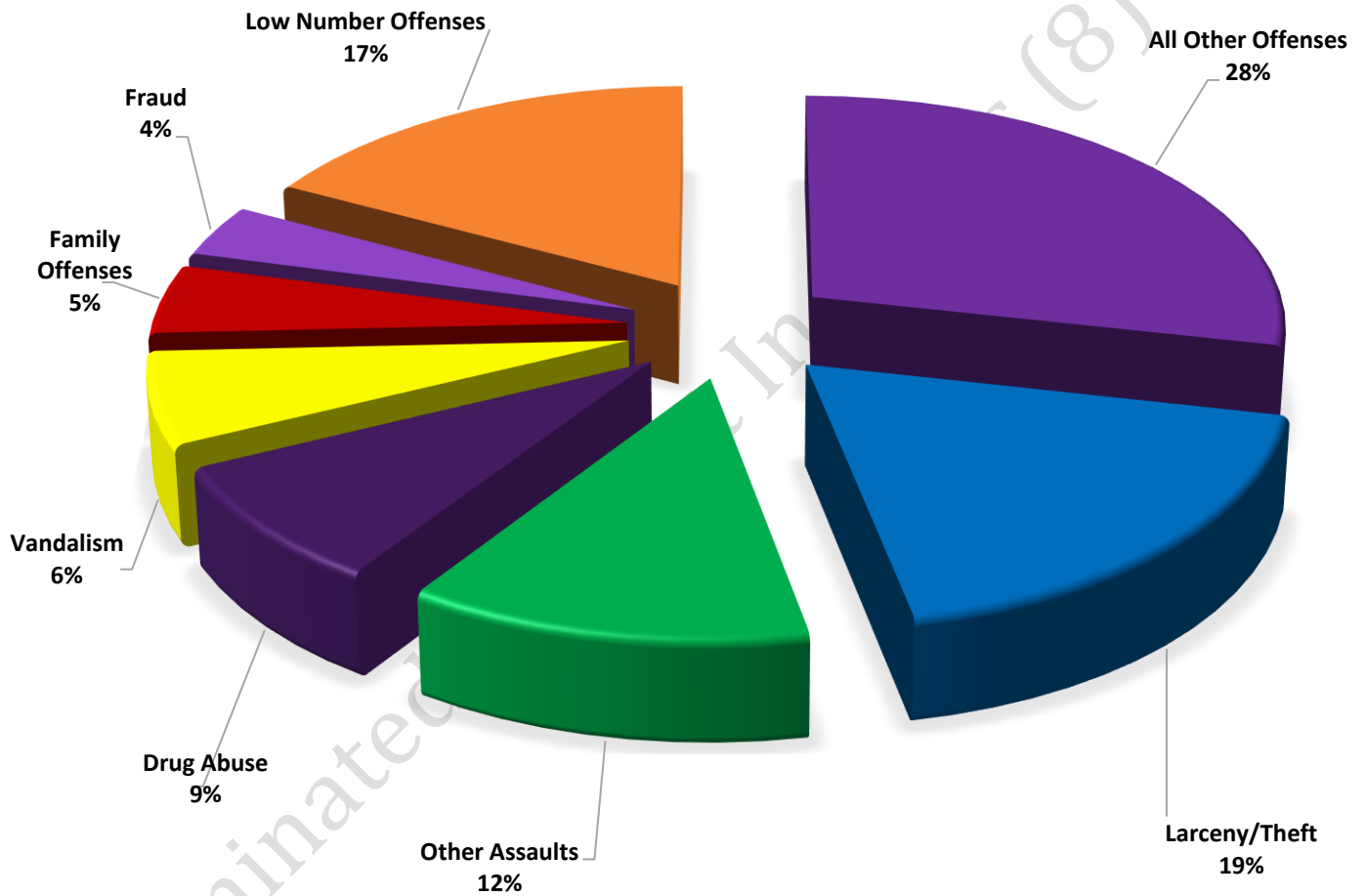
These figures represent preliminary counts of original Police Incident Reports and include all offenses within the above listed City Council District only. Full statistical analysis to determine the confidence level of this data has not been performed. The results contained herein are approximate in relation to the listed area and may not fully coincide with data shown in other areas of SLCPD's Crime Statistics page such as Calls for Service, Crimes Trending, and Crime Reports due to and reflective of departmental procedures that were in place at the time the event occurred and the date this data was compiled. Results displayed are not distinguished as attempted or completed crimes, do not include other calls for police service, and only represent police service where a report was made. Police Incident Reports are classified by primary offense categories as defined by the Uniform Crime Reporting (UCR) system, however for this report all offenses are included, and each incident may have more than one offense listed on it. In cases where there is more than one offense listed, all offenses are counted individually. Although every reasonable verification effort is made, the accuracy of any data is subject to the constraints of the report generation process as well as the manner, format, and point in time of any query.

-
- COMPSTAT OFFENSES:** (Part I) Chosen by the FBI as Part I Offenses because they are serious crimes that occur with regularity in all areas of the country and are likely to be reported to Police.
- EXTENDED COMPSTAT OFFENSES:** (Part II) All other crimes other than the eight CompStat Offenses. The Uniform Crime Reporting Program gathers only arrest data for these offenses, however, SLCPD results displayed in this document display all of these, regardless of the presence of arrest data.
- ALL OTHER OFFENSES:** Under the Extended CompStat Offense section, 'All Other Offenses' include Peeping Tom, Trespass, Kidnap/Abduction, Pornography, Extortion/Blackmail, Bribery, Warrants, Sexual Offenses, Obstruction, Public Peace, and Hit & Run.
- NON-UCR OFFENSES:** Non-UCR Offenses include reports for all other offenses not classified as a CompStat or Extended CompStat Offense. Results displayed separate some of these offenses such as Ambulance Calls, Deaths, Missing Persons, Suicides, Suspicious Activity, and Traffic Accidents.
- ALL OTHER NON-UCR:** Under the Non-UCR category, 'All Other' include the remainder of offenses not classified as CompStat or CompStat Extended and not separated from the Non-UCR Offenses. These include things such as Loud Parties, Barking Dogs, Mentally Ill Subjects, Citizen Assistance, etc.
- LOW NUMBER OFFENSES:** On page two, in the interest of space and allowing for easier viewing, the category titled 'Low Number Offenses' include CompStat and Extended CompStat Offenses from page one that have totals under the amount of 42.

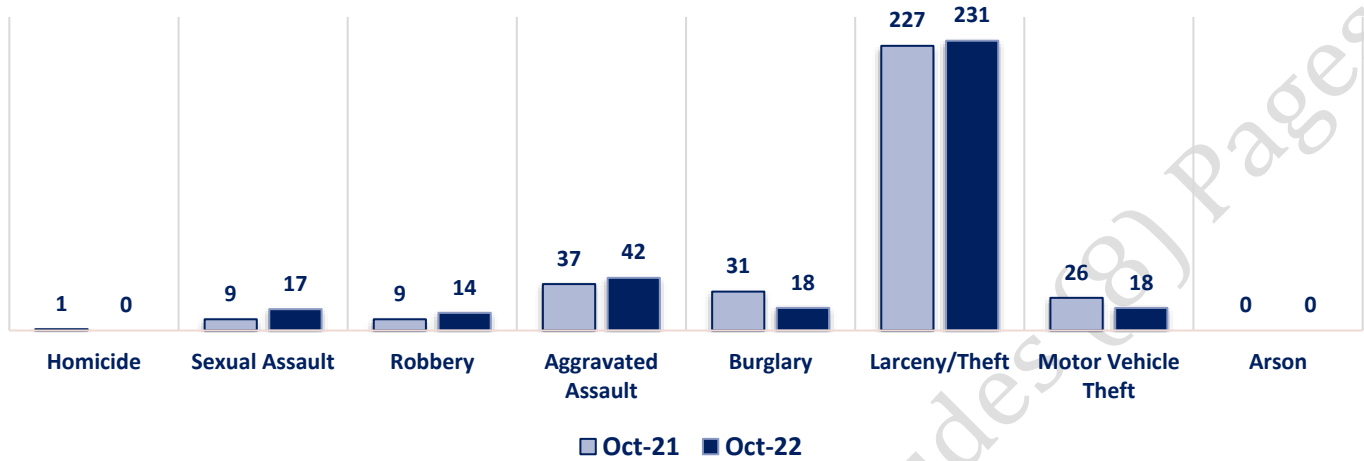
Offenses

		Offense	Oct-21	Oct-22	OFFENSE	Oct-21	Oct-22
COMPSTAT OFFENSES	VIOLENT	Homicide	1	0	Other Assaults	153	154
		Sexual Assault	9	17	Forgery/Counterfeiting	5	5
		Robbery	9	14	Fraud	39	46
		Aggravated Assault	37	42	Embezzlement	1	0
		Burglary	31	18	Stolen Property	7	5
	PROPERTY	Larceny/Theft	227	231	Vandalism	97	81
		Motor Vehicle Theft	26	18	Weapons	12	10
		Arson	0	0	Prostitution	1	0
		COMPSTAT TOTALS	340	340	Sex Offenses	10	8
NON-UCR OFFENSES		Ambulance Calls	54	67	Drug Abuse	71	106
		Deaths	11	7	Gambling	0	0
		Missing Persons	19	21	Family Offenses	62	61
		Suicides	0	1	DUI	13	21
		Suspicious Activity	47	35	Liquor Laws	9	1
		Traffic Accidents	99	119	Drunkenness	37	26
		All Other	342	377	Disorderly Conduct	32	29
		NON-UCR TOTALS	572	627	All Other Offenses	325	355
		COMPSTAT OFFENSES	340	340	Curfew/Loitering	1	0
		EXTENDED COMPSTAT OFFENSES	875	908	EXTENDED COMPSTAT TOTALS	875	908
TOTALS		NON-UCR OFFENSES	572	627			
		TOTAL	1787	1875			

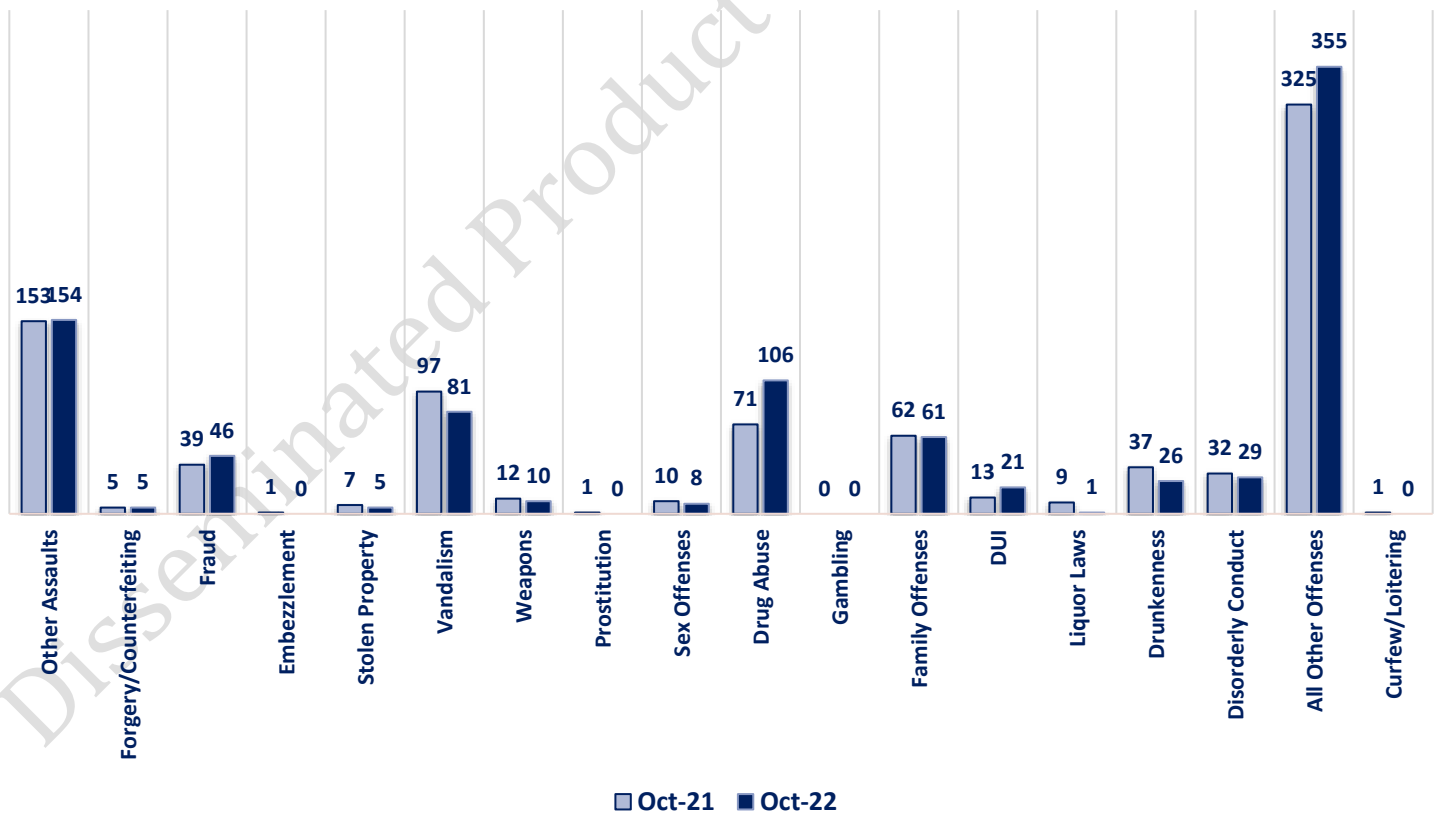
**OCTOBER 2022 - COMPSTAT AND EXTENDED COMPSTAT
OFFENSE PERCENTAGES**



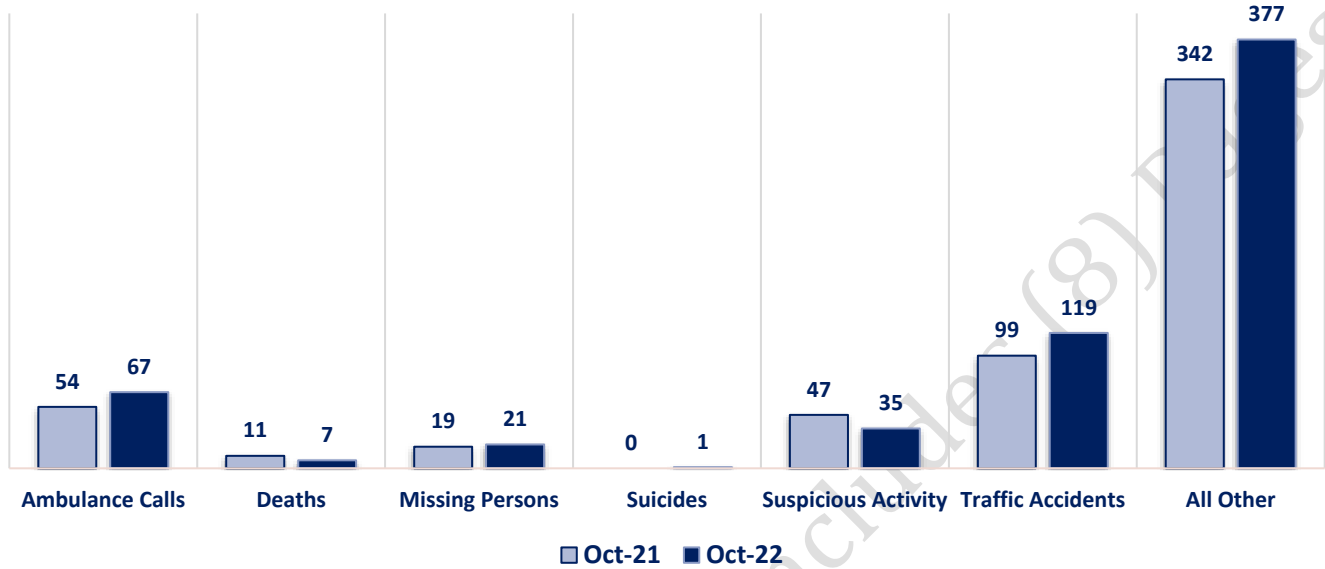
CompStat Offenses



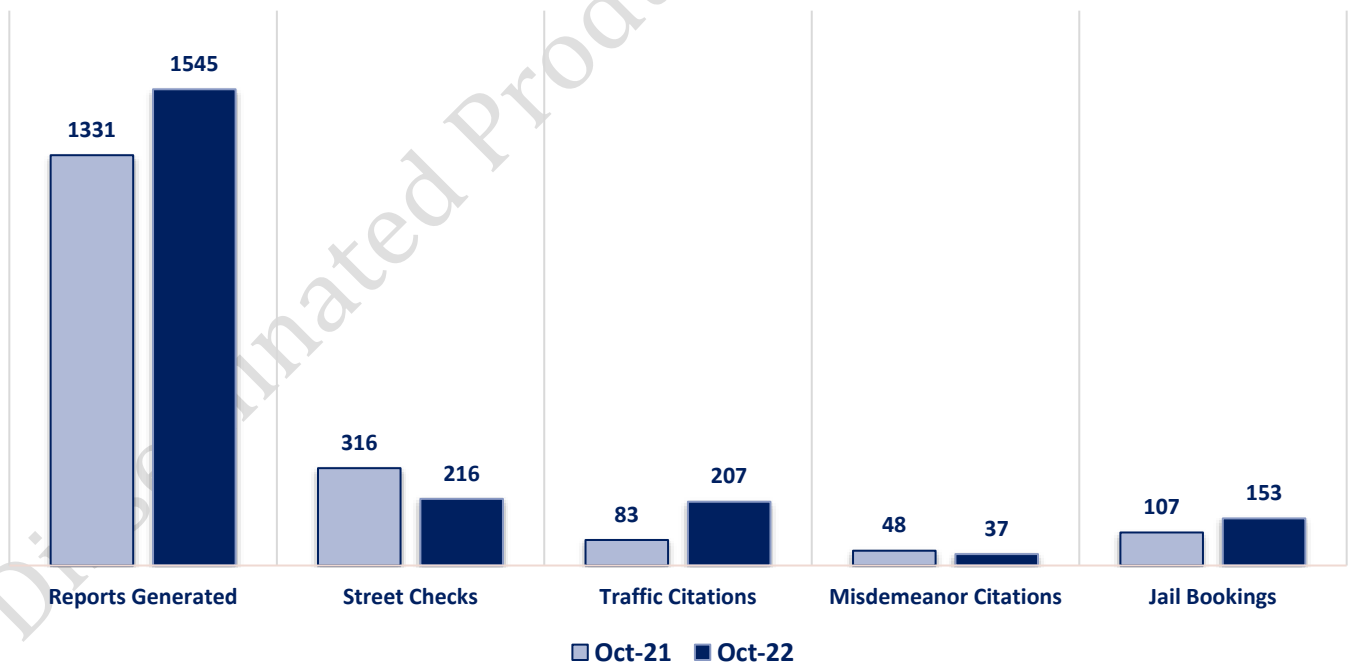
Extended CompStat Offenses



Non-UCR Offenses



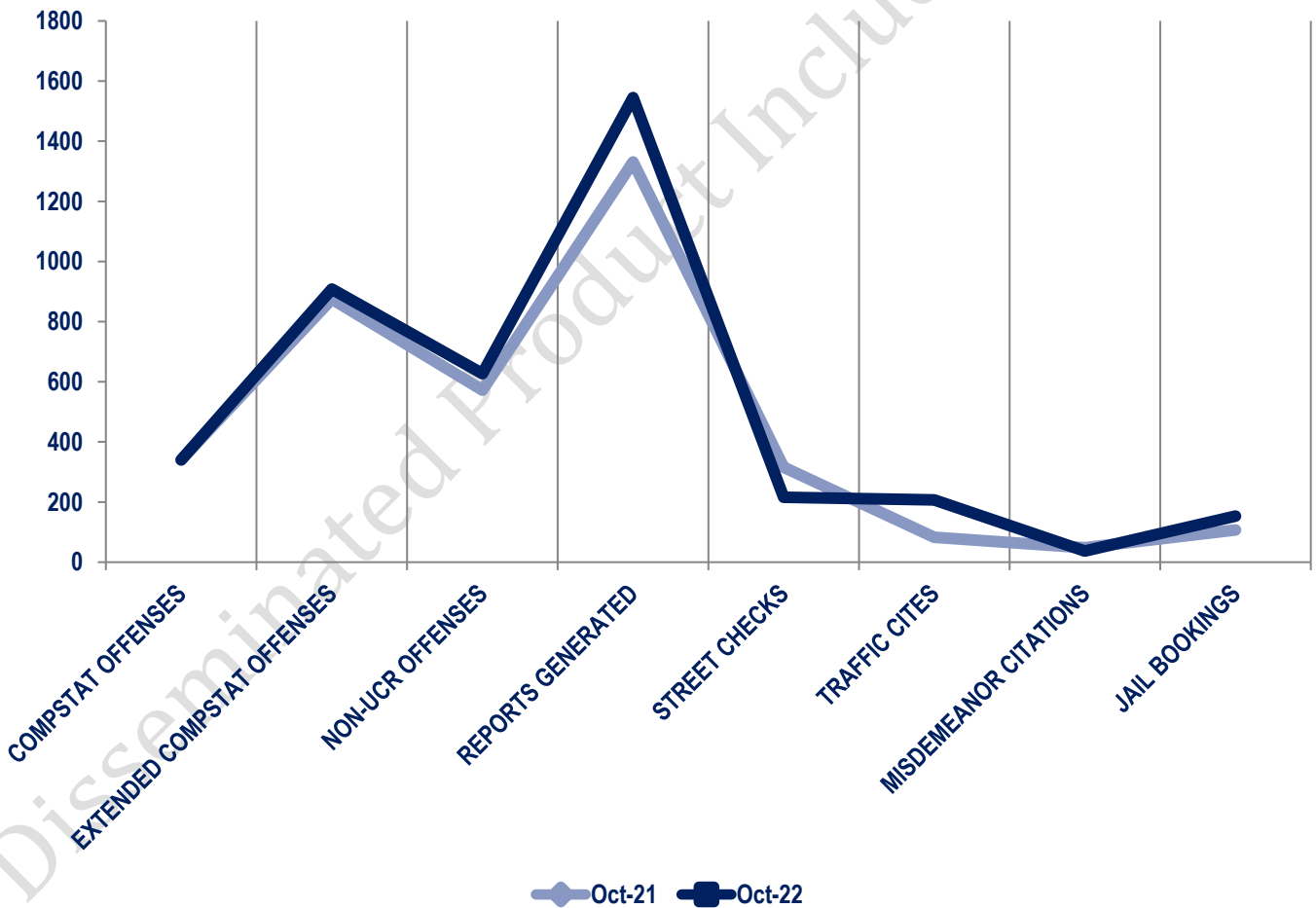
Other Event Totals



Combined Offense/Event Trends

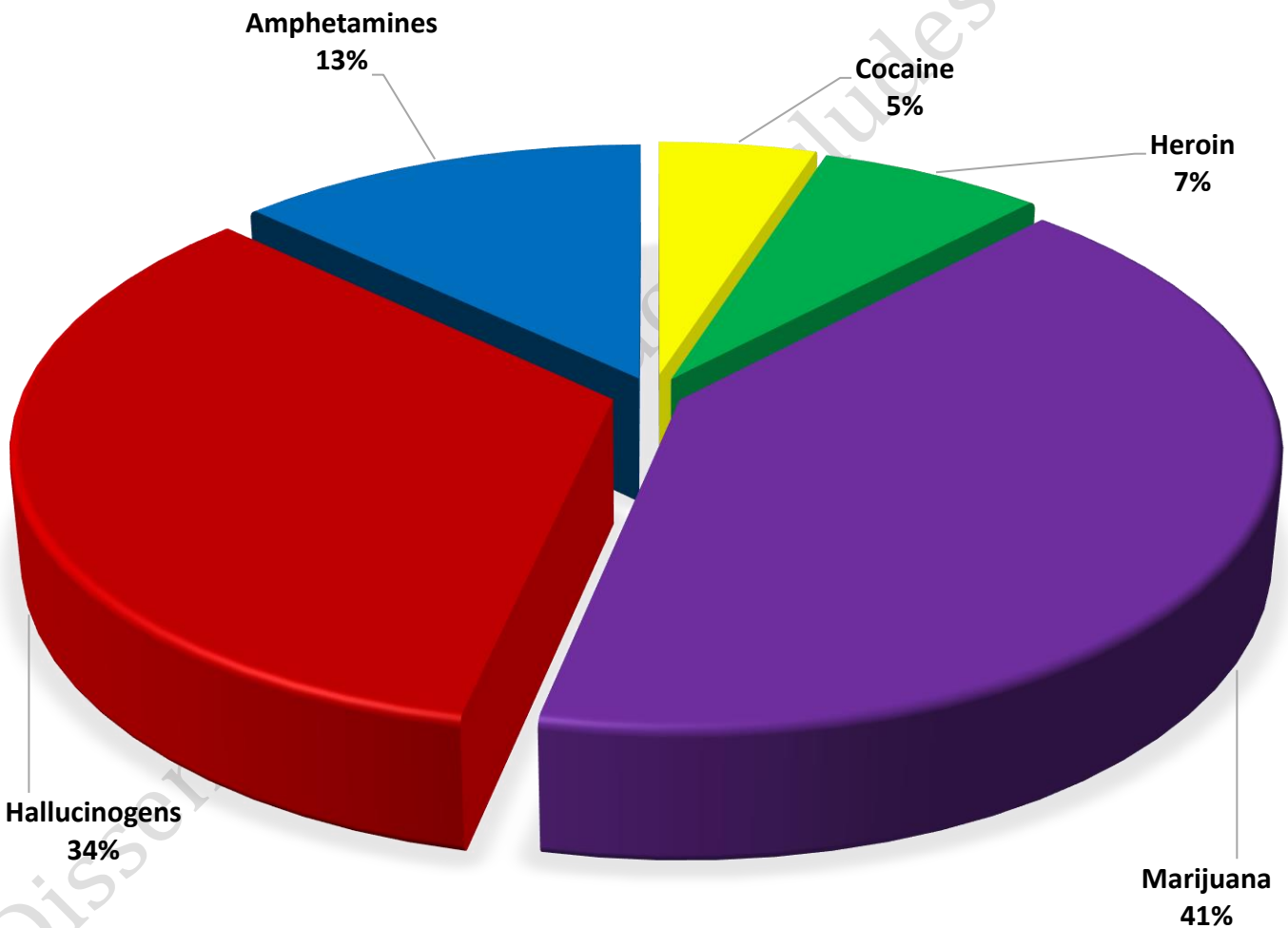
*Street checks include private impounds

	OCT 2021	OCT 2022
CompStat Offenses	340	340
Extended CompStat Offenses	875	908
Non-UCR Offenses	572	627
Reports Generated	1331	1545
Street Checks	316	216
Traffic Cites	83	207
Misdemeanor Citations	48	37
Jail Bookings	107	153



Seized Drugs

TYPE	DOSES	STREET VALUE
Cocaine	273.0	\$ 1,911.00
Heroin	387.0	\$ 2,883.15
Marijuana	2264.8	\$ 7,519.21
Hallucinogens	1846.1	\$ 3,692.26
Amphetamines	711.0	\$ 4,977.00
TOTAL	5482.0	\$ 20,982.62



CompStat & Extended CompStat Offenses - One Year

