



CITY COUNCIL DISTRICT #4

MONTHLY OFFENSE SUMMARY

November 2022

These figures represent preliminary counts of original Police Incident Reports and include all offenses within the above listed City Council District only. Full statistical analysis to determine the confidence level of this data has not been performed. The results contained herein are approximate in relation to the listed area and may not fully coincide with data shown in other areas of SLCPD's Crime Statistics page such as Calls for Service, Crimes Trending, and Crime Reports due to and reflective of departmental procedures that were in place at the time the event occurred and the date this data was compiled. Results displayed are not distinguished as attempted or completed crimes, do not include other calls for police service, and only represent police service where a report was made. Police Incident Reports are classified by primary offense categories as defined by the Uniform Crime Reporting (UCR) system, however for this report all offenses are included, and each incident may have more than one offense listed on it. In cases where there is more than one offense listed, all offenses are counted individually. Although every reasonable verification effort is made, the accuracy of any data is subject to the constraints of the report generation process as well as the manner, format, and point in time of any query.

COMPSTAT OFFENSES: (Part I)

Chosen by the FBI as Part I Offenses because they are serious crimes that occur with regularity in all areas of the country and are likely to be reported to Police.

EXTENDED COMPSTAT OFFENSES: (Part II)

All other crimes other than the eight CompStat Offenses. The Uniform Crime Reporting Program gathers only arrest data for these offenses, however, SLCPD results displayed in this document display all of these, regardless of the presence of arrest data.

ALL OTHER OFFENSES:

Under the Extended CompStat Offense section, 'All Other Offenses' include Peeping Tom, Trespass, Kidnap/Abduction, Pornography, Extortion/Blackmail, Bribery, Warrants, Sexual Offenses, Obstruction, Public Peace, and Hit & Run.

NON-UCR OFFENSES:

Non-UCR Offenses include reports for all other offenses not classified as a CompStat or Extended CompStat Offense. Results displayed separate some of these offenses such as Ambulance Calls, Deaths, Missing Persons, Suicides, Suspicious Activity, and Traffic Accidents.

ALL OTHER NON-UCR:

Under the Non-UCR category, 'All Other' include the remainder of offenses not classified as CompStat or CompStat Extended and not separated from the Non-UCR Offenses. These include things such as Loud Parties, Barking Dogs, Mentally Ill Subjects, Citizen Assistance, etc.

LOW NUMBER OFFENSES:

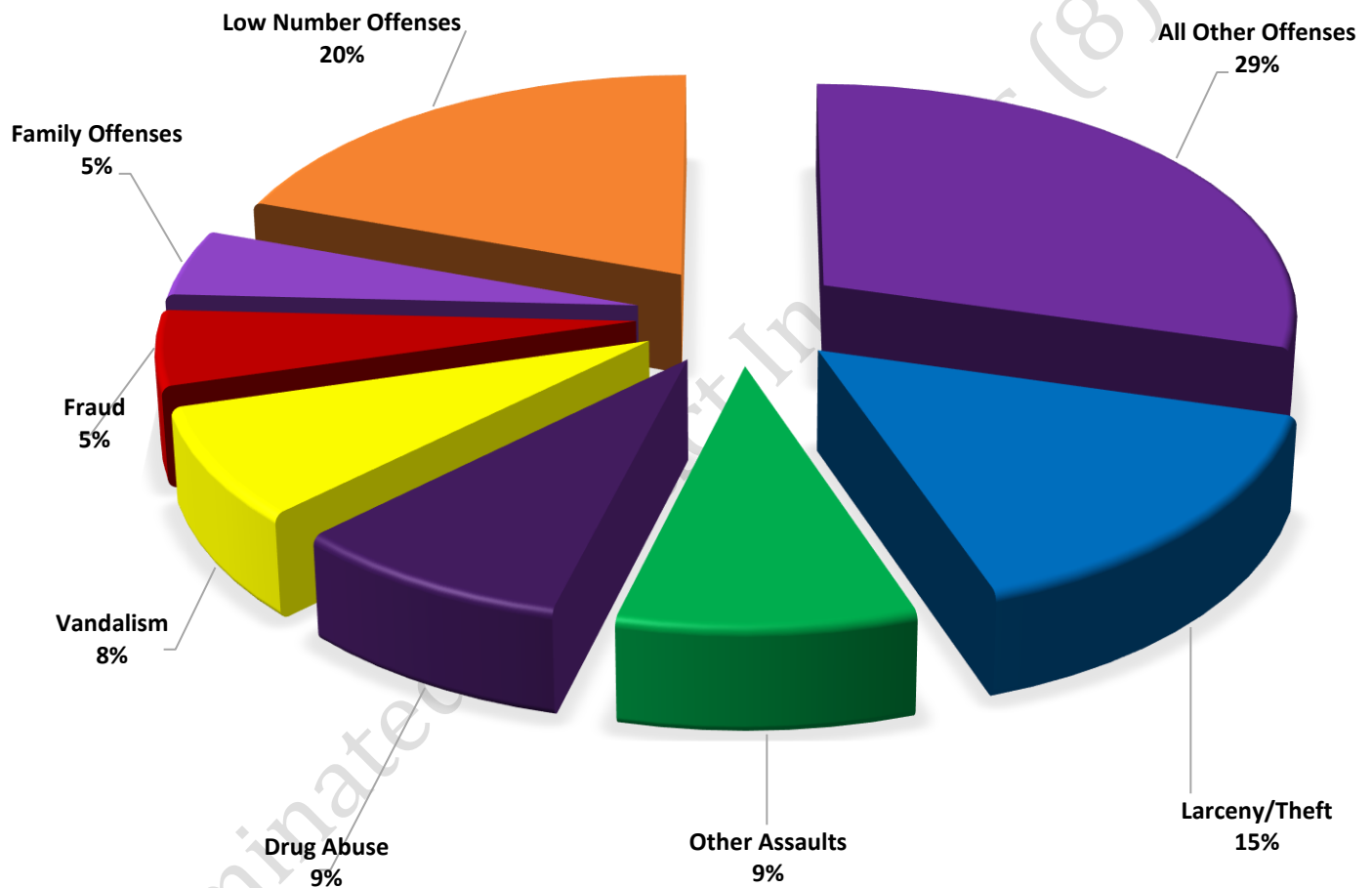
On page two, in the interest of space and allowing for easier viewing, the category titled 'Low Number Offenses' include CompStat and Extended CompStat Offenses from page one that have totals under the amount of 33.

Offenses

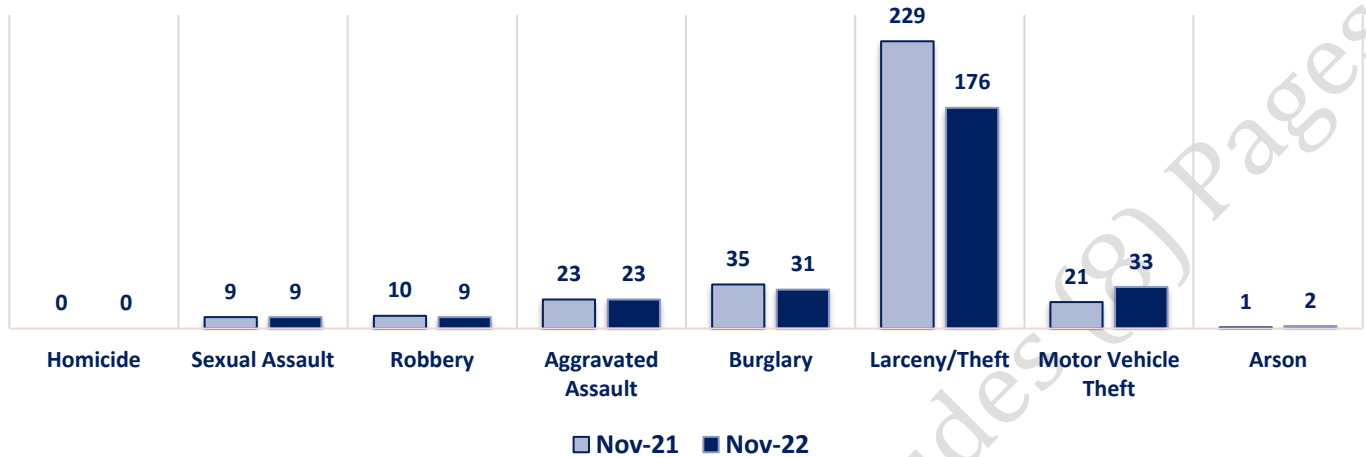
COMPSTAT OFFENSES	VIOLENT	Offense	Nov-21	Nov-22	EXTENDED COMPSTAT OFFENSES
		Homicide	0	0	
		Sexual Assault	9	9	
		Robbery	10	9	
		Aggravated Assault	23	23	
		Burglary	35	31	
		Larceny/Theft	229	176	
		Motor Vehicle Theft	21	33	
		Arson	1	2	
NON-UCR OFFENSES	PROPERTY	COMPSTAT TOTALS	328	283	
		Ambulance Calls	62	52	
		Deaths	11	10	
		Missing Persons	18	19	
		Suicides	1	1	
		Suspicious Activity	54	37	
		Traffic Accidents	110	125	
		All Other	394	396	
		NON-UCR TOTALS	650	640	
TOTALS		COMPSTAT OFFENSES	328	283	
		EXTENDED COMPSTAT OFFENSES	845	865	
		NON-UCR OFFENSES	650	640	
		TOTAL	1823	1788	

OFFENSE	Nov-21	Nov-22
Other Assaults	127	105
Forgery/Counterfeiting	12	4
Fraud	39	61
Embezzlement	0	0
Stolen Property	6	21
Vandalism	73	90
Weapons	11	5
Prostitution	1	0
Sex Offenses	7	5
Drug Abuse	93	100
Gambling	0	0
Family Offenses	51	54
DUI	23	29
Liquor Laws	12	3
Drunkenness	26	24
Disorderly Conduct	32	26
All Other Offenses	331	338
Curfew/Loitering	1	0
EXTENDED COMPSTAT TOTALS	845	865

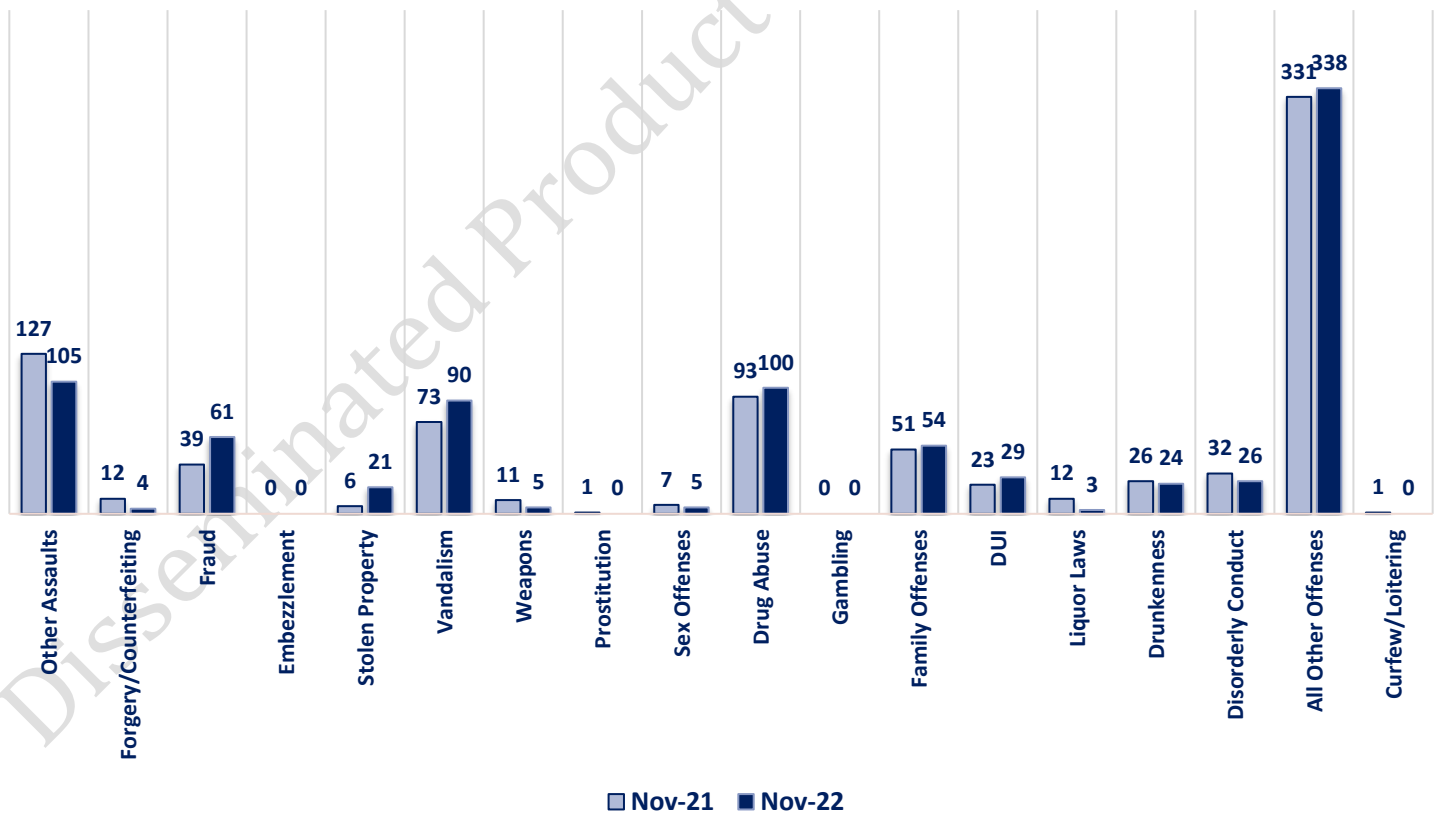
**NOVEMBER 2022 - COMPSTAT AND EXTENDED COMPSTAT
OFFENSE PERCENTAGES**



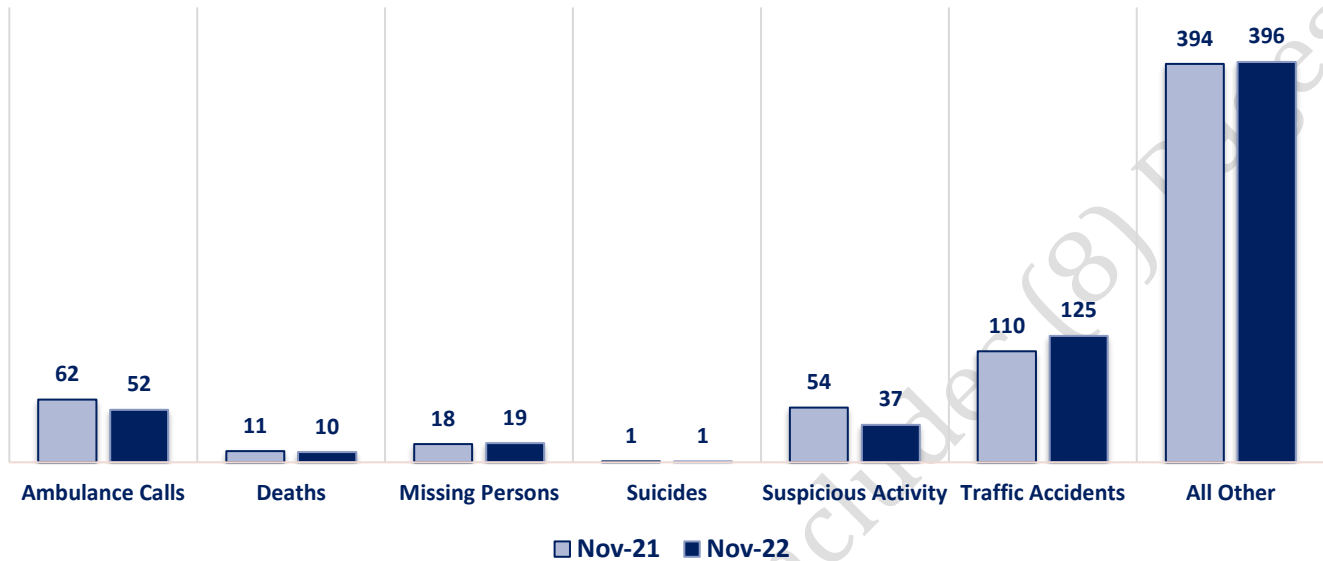
CompStat Offenses



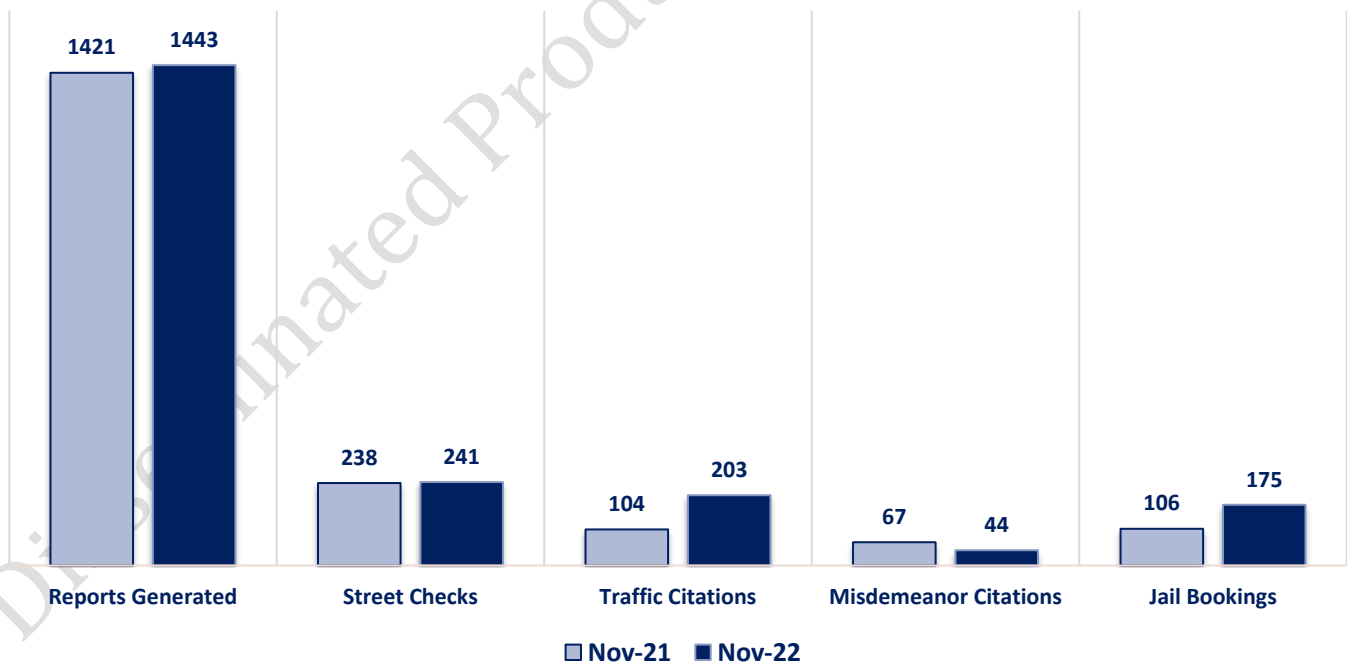
Extended CompStat Offenses



Non-UCR Offenses



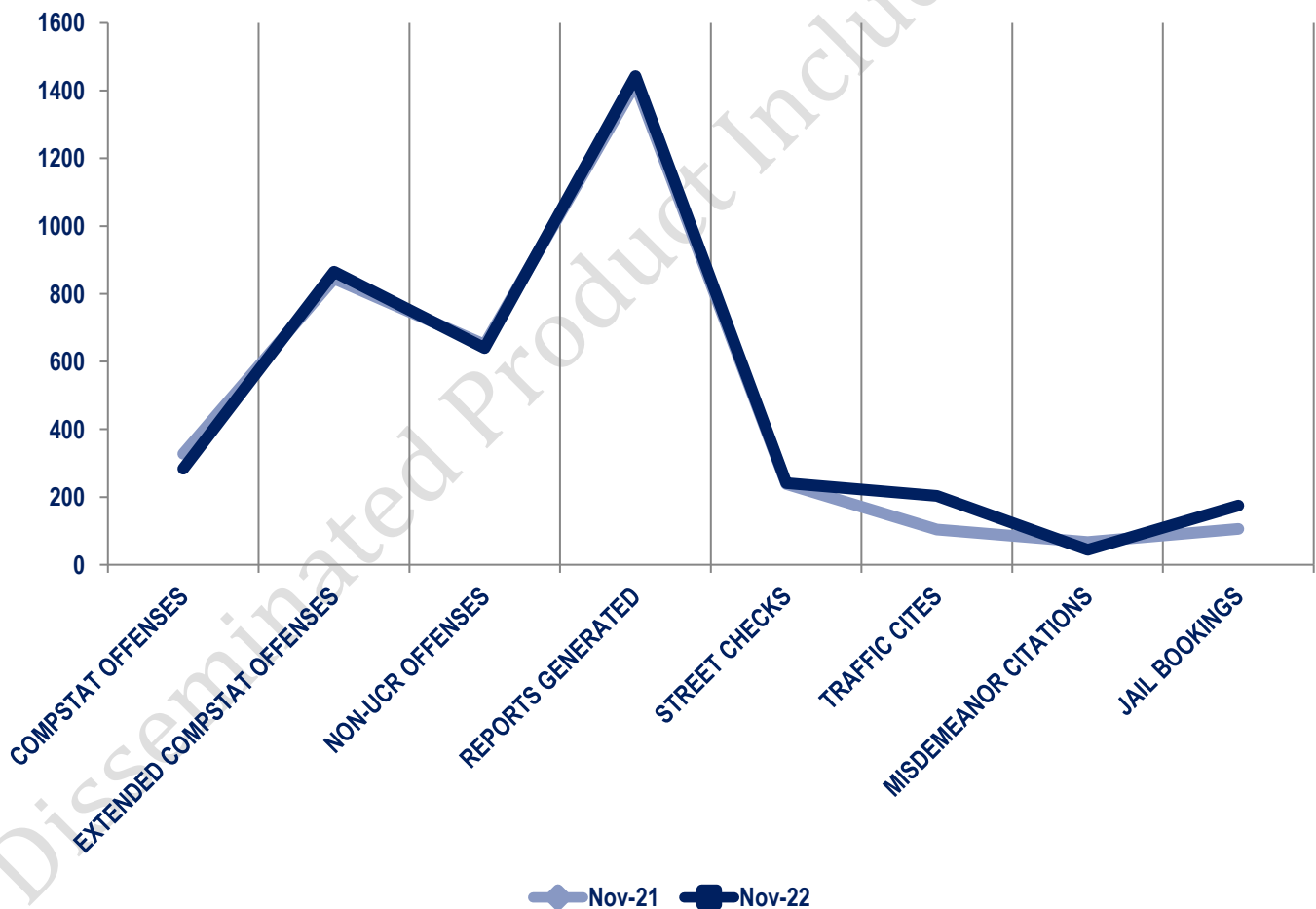
Other Event Totals



Combined Offense/Event Trends

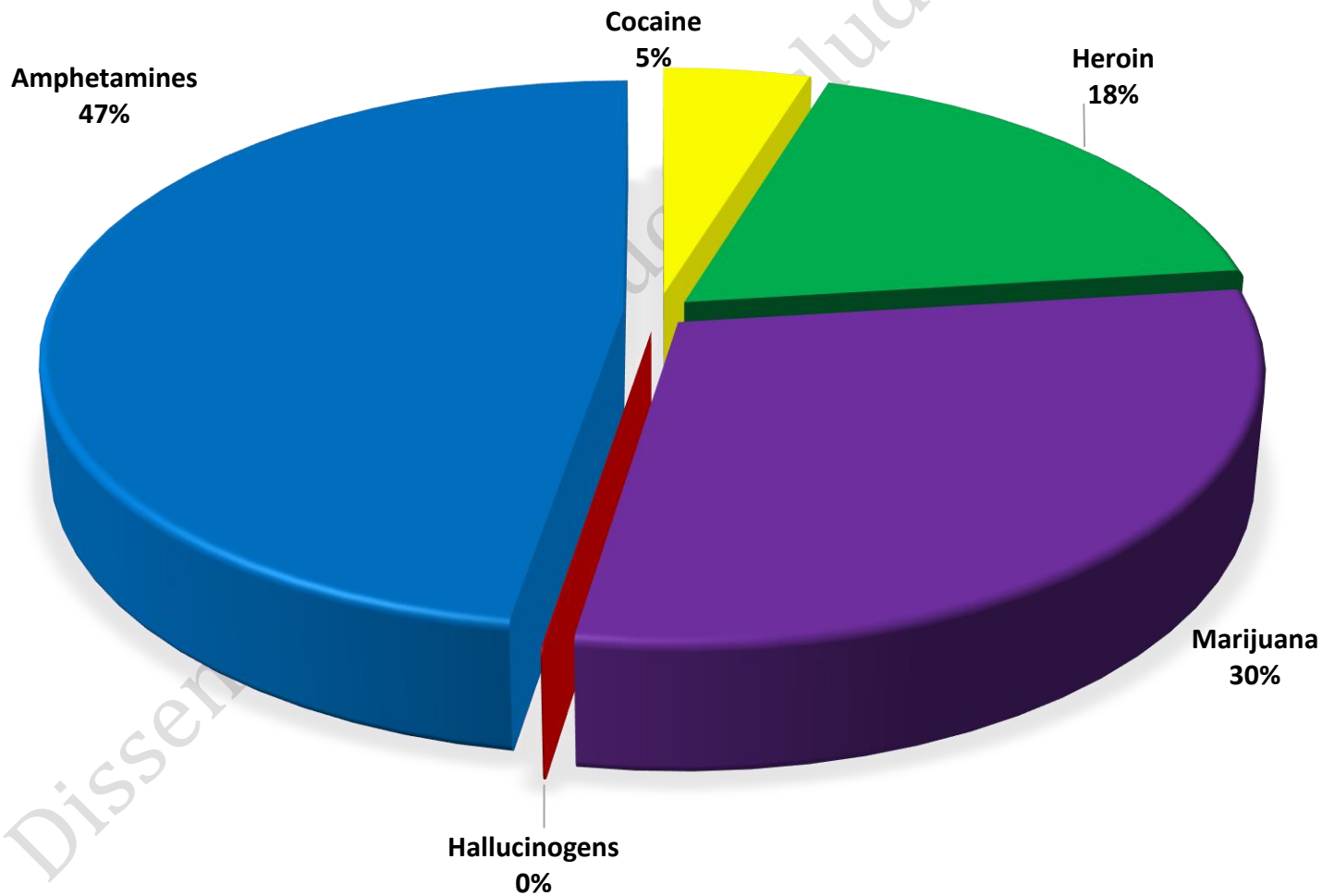
*Street checks include private impounds

	NOV 2021	NOV 2022
CompStat Offenses	328	283
Extended CompStat Offenses	845	865
Non-UCR Offenses	650	640
Reports Generated	1421	1443
Street Checks	238	241
Traffic Cites	104	203
Misdemeanor Citations	67	44
Jail Bookings	106	175



Seized Drugs

TYPE	DOSES	STREET VALUE
Cocaine	125.0	\$ 875.00
Heroin	476.0	\$ 3,546.20
Marijuana	770.6	\$ 2,558.27
Hallucinogens	0.9	\$ 1.76
Amphetamines	1239.0	\$ 8,673.00
TOTAL	2611.4	\$ 15,654.23



CompStat & Extended CompStat Offenses - One Year

