



## CITY COUNCIL DISTRICT #3

### MONTHLY OFFENSE SUMMARY

December 2022

These figures represent preliminary counts of original Police Incident Reports and include all offenses within the above listed City Council District only. Full statistical analysis to determine the confidence level of this data has not been performed. The results contained herein are approximate in relation to the listed area and may not fully coincide with data shown in other areas of SLCPD's Crime Statistics page such as Calls for Service, Crimes Trending, and Crime Reports due to and reflective of departmental procedures that were in place at the time the event occurred and the date this data was compiled. Results displayed are not distinguished as attempted or completed crimes, do not include other calls for police service, and only represent police service where a report was made. Police Incident Reports are classified by primary offense categories as defined by the Uniform Crime Reporting (UCR) system, however for this report all offenses are included, and each incident may have more than one offense listed on it. In cases where there is more than one offense listed, all offenses are counted individually. Although every reasonable verification effort is made, the accuracy of any data is subject to the constraints of the report generation process as well as the manner, format, and point in time of any query.

#### COMPSTAT OFFENSES: (Part I)

Chosen by the FBI as Part I Offenses because they are serious crimes that occur with regularity in all areas of the country and are likely to be reported to Police.

#### EXTENDED COMPSTAT OFFENSES: (Part II)

All other crimes other than the eight CompStat Offenses. The Uniform Crime Reporting Program gathers only arrest data for these offenses, however, SLCPD results displayed in this document display all of these, regardless of the presence of arrest data.

#### ALL OTHER OFFENSES:

Under the Extended CompStat Offense section, 'All Other Offenses' include Peeping Tom, Trespass, Kidnap/Abduction, Pornography, Extortion/Blackmail, Bribery, Warrants, Sexual Offenses, Obstruction, Public Peace, and Hit & Run.

#### NON-UCR OFFENSES:

Non-UCR Offenses include reports for all other offenses not classified as a CompStat or Extended CompStat Offense. Results displayed separate some of these offenses such as Ambulance Calls, Deaths, Missing Persons, Suicides, Suspicious Activity, and Traffic Accidents.

#### ALL OTHER NON-UCR:

Under the Non-UCR category, 'All Other' include the remainder of offenses not classified as CompStat or CompStat Extended and not separated from the Non-UCR Offenses. These include things such as Loud Parties, Barking Dogs, Mentally Ill Subjects, Citizen Assistance, etc.

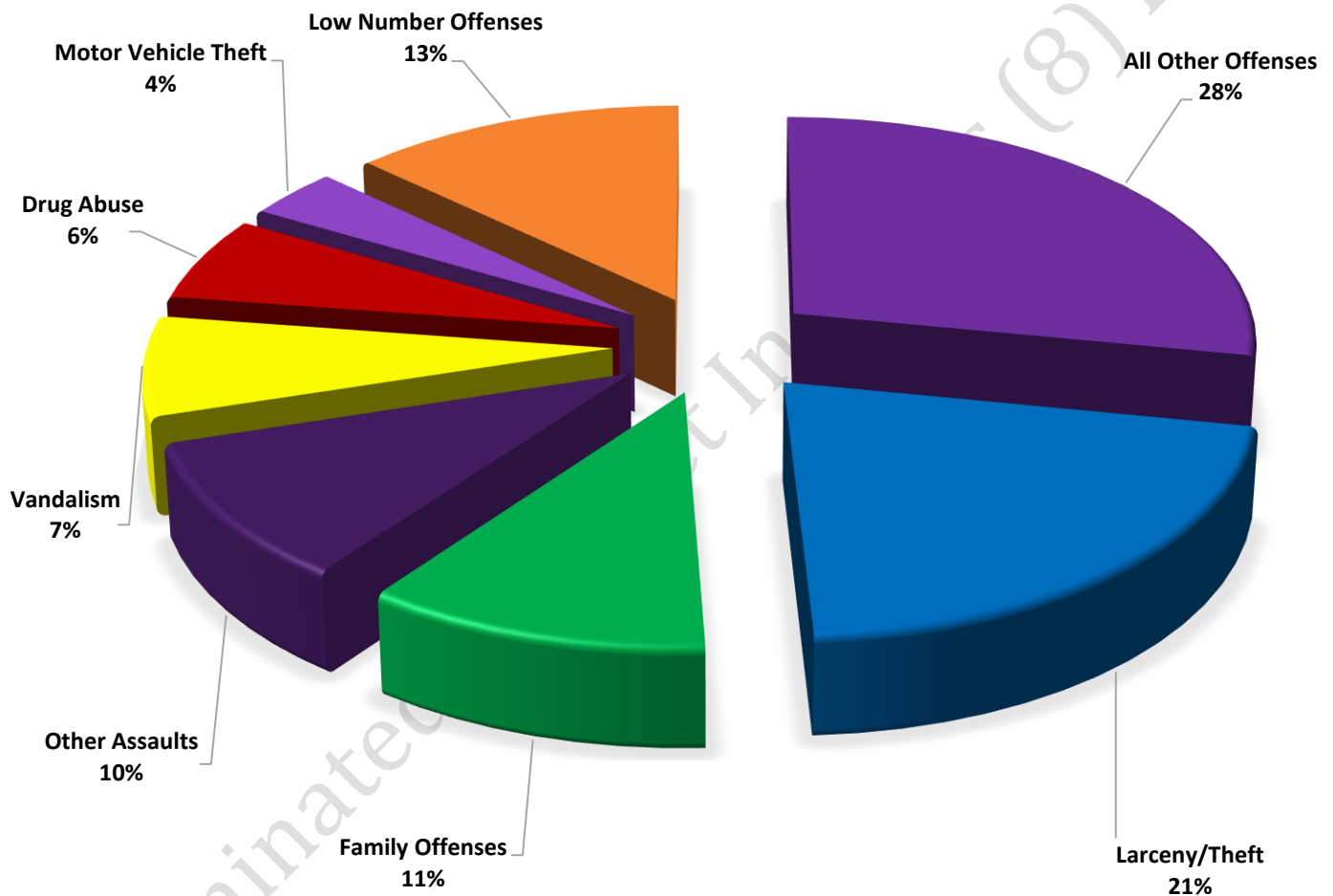
#### LOW NUMBER OFFENSES:

On page two, in the interest of space and allowing for easier viewing, the category titled 'Low Number Offenses' include CompStat and Extended CompStat Offenses from page one that have totals under the amount of 7.

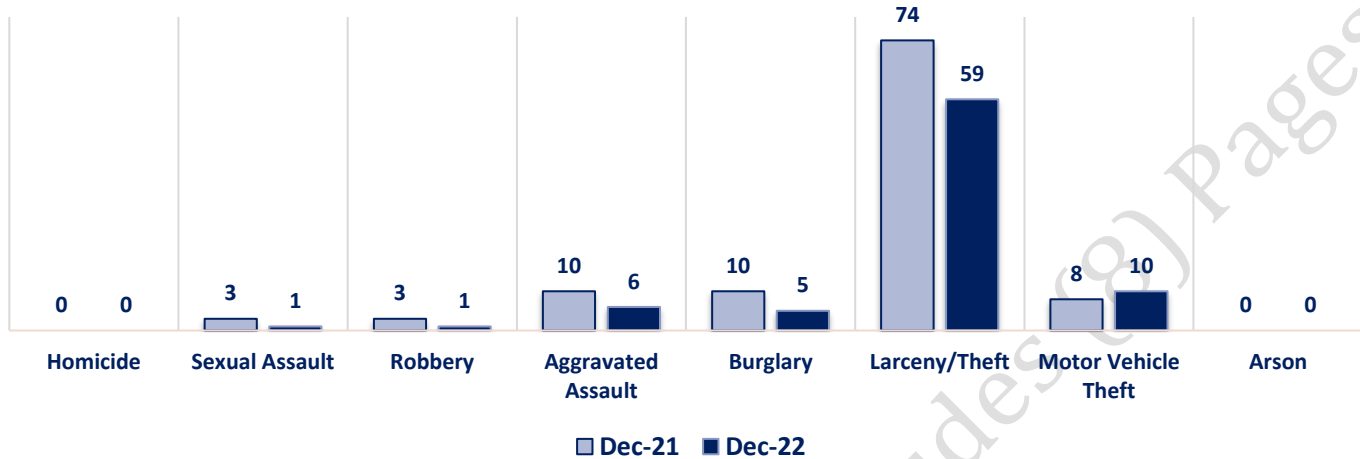
## Offenses

COMPSTAT OFFENSES	VIOLENT	Offense	Dec-21	Dec-22	OFFENSE	Dec-21	Dec-22
		Homicide	0	0	Other Assaults	29	28
		Sexual Assault	3	1	Forgery/Counterfeiting	2	3
		Robbery	3	1	Fraud	7	7
	PROPERTY	Aggravated Assault	10	6	Embezzlement	0	0
		Burglary	10	5	Stolen Property	2	2
		Larceny/Theft	74	59	Vandalism	27	20
		Motor Vehicle Theft	8	10	Weapons	3	0
	Arson	0	0	Prostitution	0	0	
	COMPSTAT TOTALS	108	82	Sex Offenses	0	1	
	NON-UCR OFFENSES	Ambulance Calls	14	17	Drug Abuse	9	17
		Deaths	2	4	Gambling	0	0
Missing Persons		1	1	Family Offenses	34	30	
Suicides		0	0	DUI	6	5	
Suspicious Activity		9	13	Liquor Laws	0	1	
Traffic Accidents		41	41	Drunkenness	3	2	
All Other		96	91	Disorderly Conduct	3	2	
NON-UCR TOTALS		163	167	All Other Offenses	50	78	
TOTALS	COMPSTAT OFFENSES	108	82	Curfew/Loitering	0	0	
	EXTENDED COMPSTAT OFFENSES	175	196	EXTENDED COMPSTAT TOTALS	175	196	
	NON-UCR OFFENSES	163	167				
TOTAL		446	445				

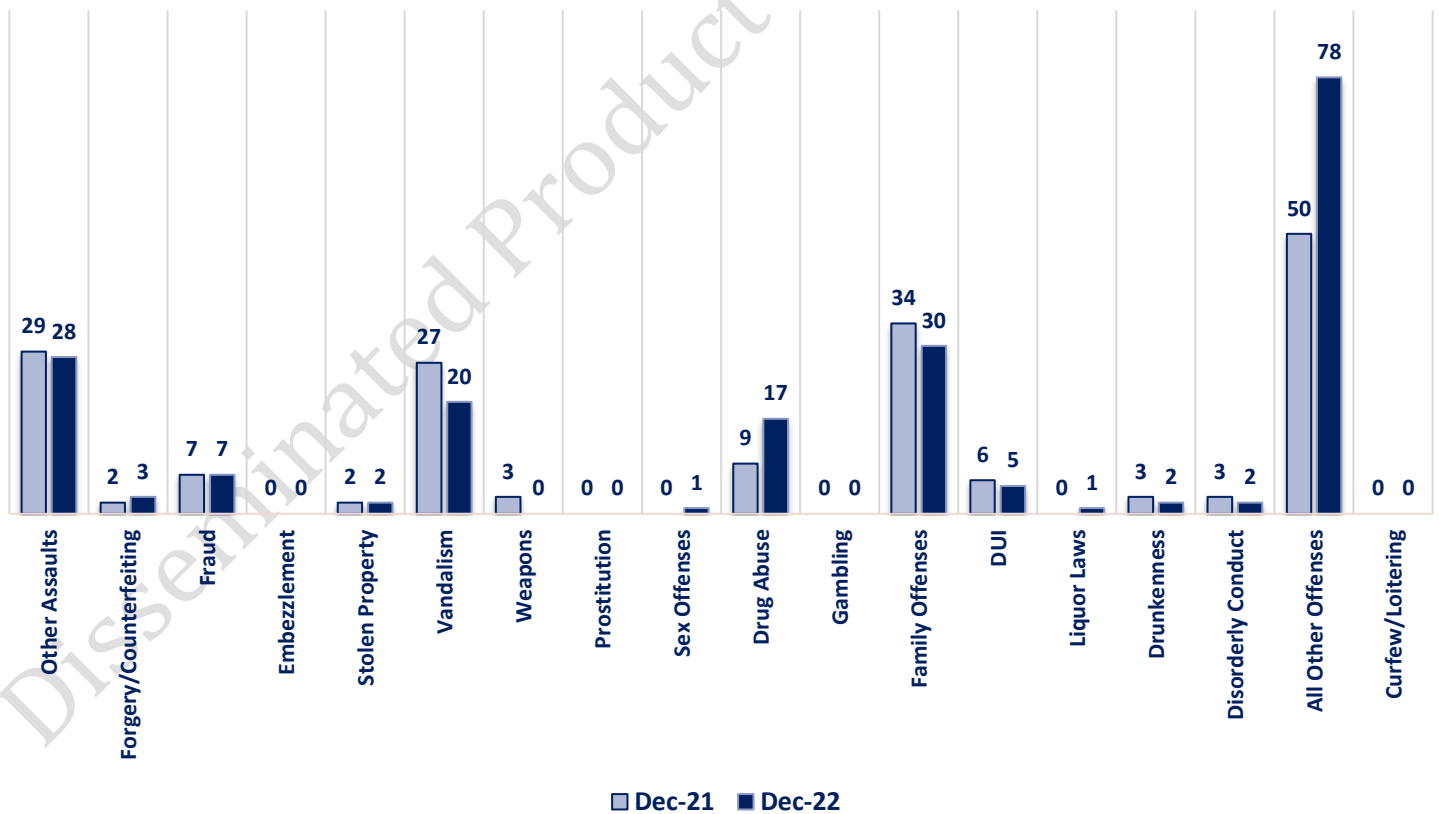
**DECEMBER 2022 - COMPSTAT AND EXTENDED COMPSTAT  
OFFENSE PERCENTAGES**



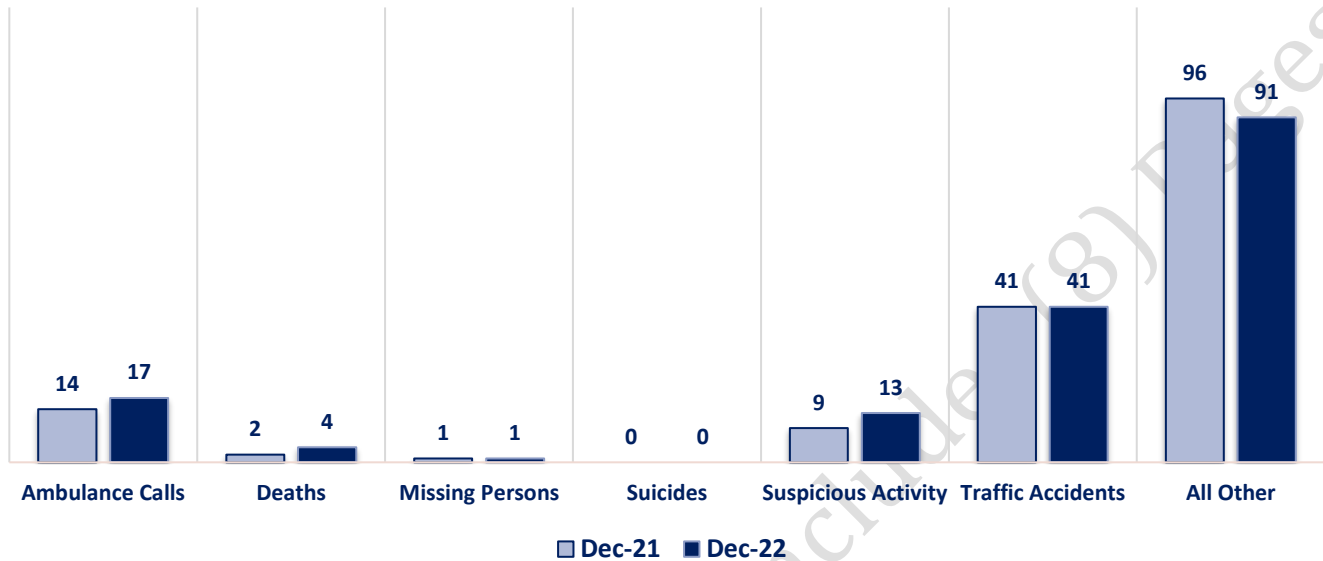
### CompStat Offenses



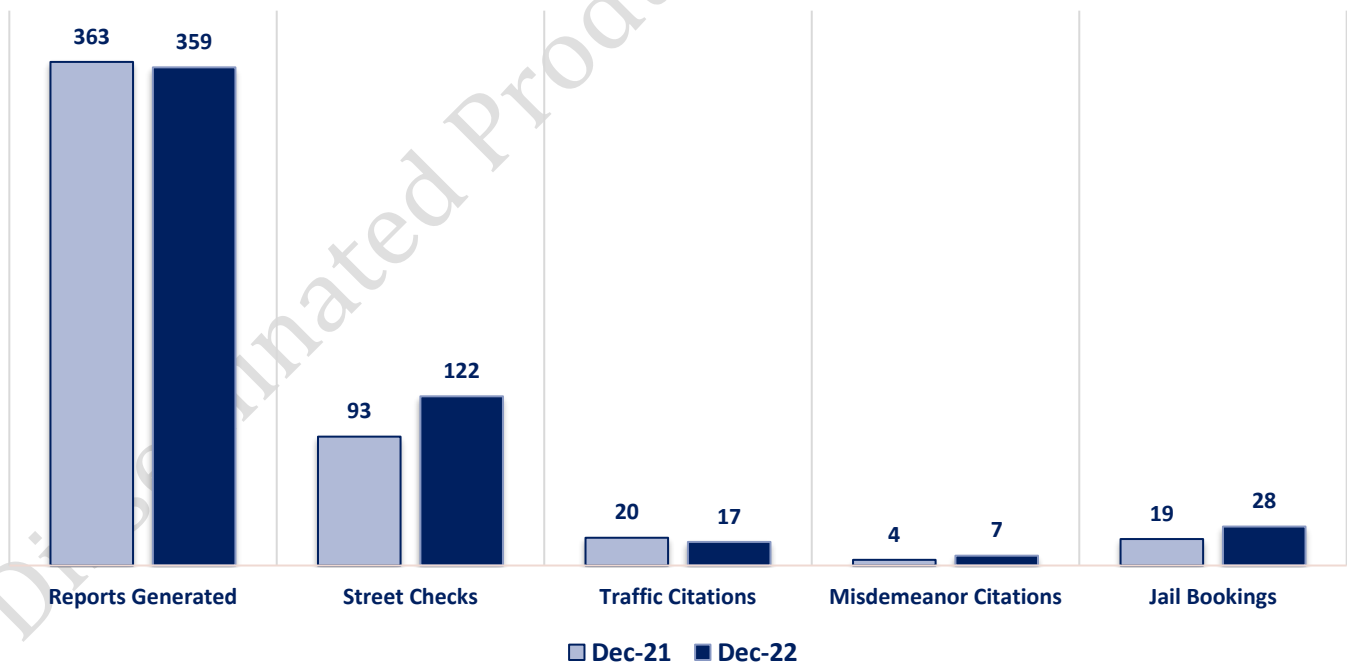
### Extended CompStat Offenses



### Non-UCR Offenses



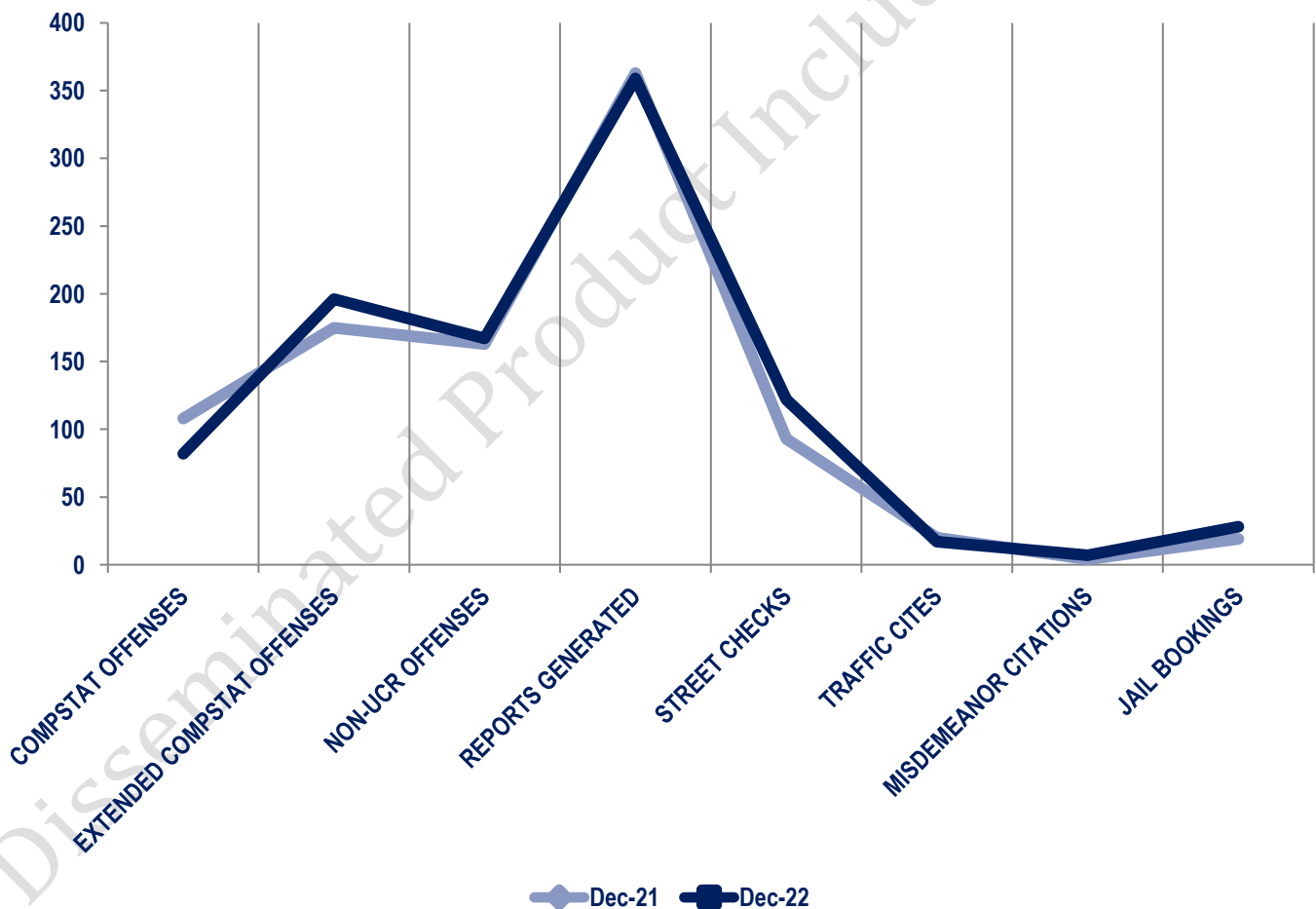
### Other Event Totals



## Combined Offense/Event Trends

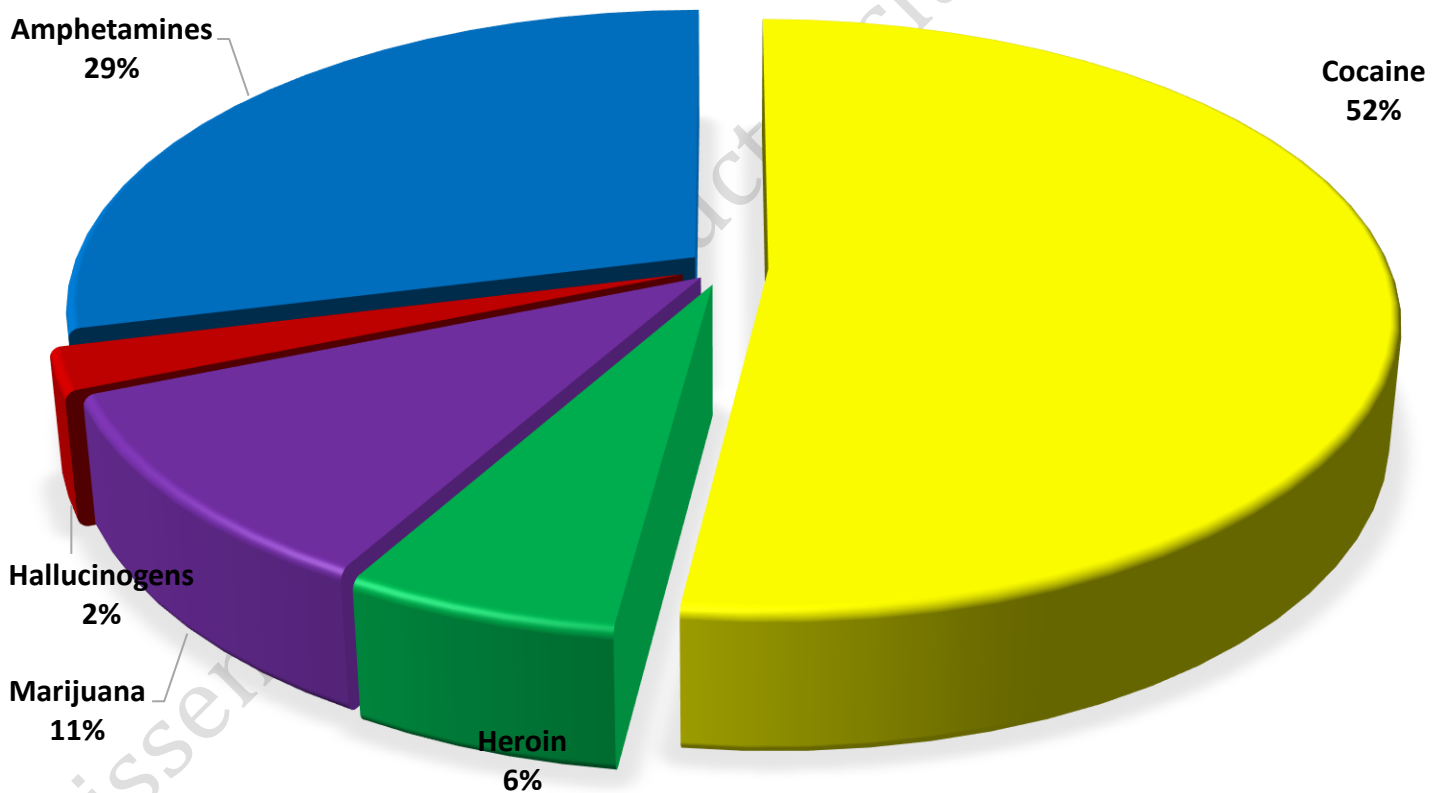
\*Street checks include private impounds

	DEC 2021	DEC 2022
<b>CompStat Offenses</b>	108	82
<b>Extended CompStat Offenses</b>	175	196
<b>Non-UCR Offenses</b>	163	167
<b>Reports Generated</b>	363	359
<b>Street Checks</b>	93	122
<b>Traffic Cites</b>	20	17
<b>Misdemeanor Citations</b>	4	7
<b>Jail Bookings</b>	19	28



### Seized Drugs

TYPE	DOSES	STREET VALUE
Cocaine	238.0	\$ 1,666.00
Heroin	28.0	\$ 208.60
Marijuana	48.3	\$ 160.44
Hallucinogens	10.6	\$ 21.16
Amphetamines	132.0	\$ 924.00
<b>TOTAL</b>	<b>456.9</b>	<b>\$ 2,980.20</b>



### CompStat & Extended CompStat Offenses - One Year

