



CITY COUNCIL DISTRICT #4

MONTHLY OFFENSE SUMMARY

December 2022

These figures represent preliminary counts of original Police Incident Reports and include all offenses within the above listed City Council District only. Full statistical analysis to determine the confidence level of this data has not been performed. The results contained herein are approximate in relation to the listed area and may not fully coincide with data shown in other areas of SLCPD's Crime Statistics page such as Calls for Service, Crimes Trending, and Crime Reports due to and reflective of departmental procedures that were in place at the time the event occurred and the date this data was compiled. Results displayed are not distinguished as attempted or completed crimes, do not include other calls for police service, and only represent police service where a report was made. Police Incident Reports are classified by primary offense categories as defined by the Uniform Crime Reporting (UCR) system, however for this report all offenses are included, and each incident may have more than one offense listed on it. In cases where there is more than one offense listed, all offenses are counted individually. Although every reasonable verification effort is made, the accuracy of any data is subject to the constraints of the report generation process as well as the manner, format, and point in time of any query.

COMPSTAT OFFENSES: (Part I)

Chosen by the FBI as Part I Offenses because they are serious crimes that occur with regularity in all areas of the country and are likely to be reported to Police.

EXTENDED COMPSTAT OFFENSES: (Part II)

All other crimes other than the eight CompStat Offenses. The Uniform Crime Reporting Program gathers only arrest data for these offenses, however, SLCPD results displayed in this document display all of these, regardless of the presence of arrest data.

ALL OTHER OFFENSES:

Under the Extended CompStat Offense section, 'All Other Offenses' include Peeping Tom, Trespass, Kidnap/Abduction, Pornography, Extortion/Blackmail, Bribery, Warrants, Sexual Offenses, Obstruction, Public Peace, and Hit & Run.

NON-UCR OFFENSES:

Non-UCR Offenses include reports for all other offenses not classified as a CompStat or Extended CompStat Offense. Results displayed separate some of these offenses such as Ambulance Calls, Deaths, Missing Persons, Suicides, Suspicious Activity, and Traffic Accidents.

ALL OTHER NON-UCR:

Under the Non-UCR category, 'All Other' include the remainder of offenses not classified as CompStat or CompStat Extended and not separated from the Non-UCR Offenses. These include things such as Loud Parties, Barking Dogs, Mentally Ill Subjects, Citizen Assistance, etc.

LOW NUMBER OFFENSES:

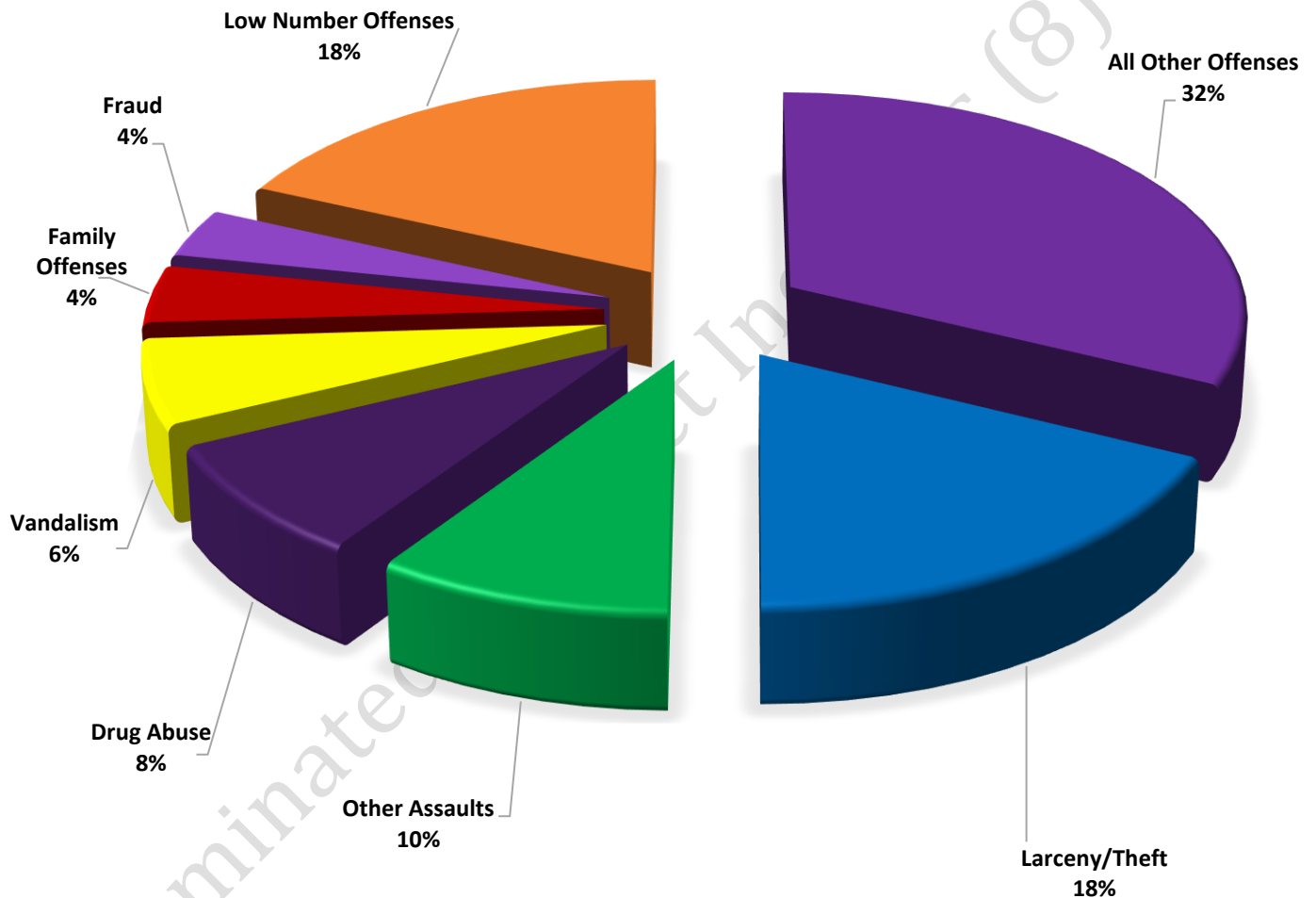
On page two, in the interest of space and allowing for easier viewing, the category titled 'Low Number Offenses' include CompStat and Extended CompStat Offenses from page one that have totals under the amount of 32.

Offenses

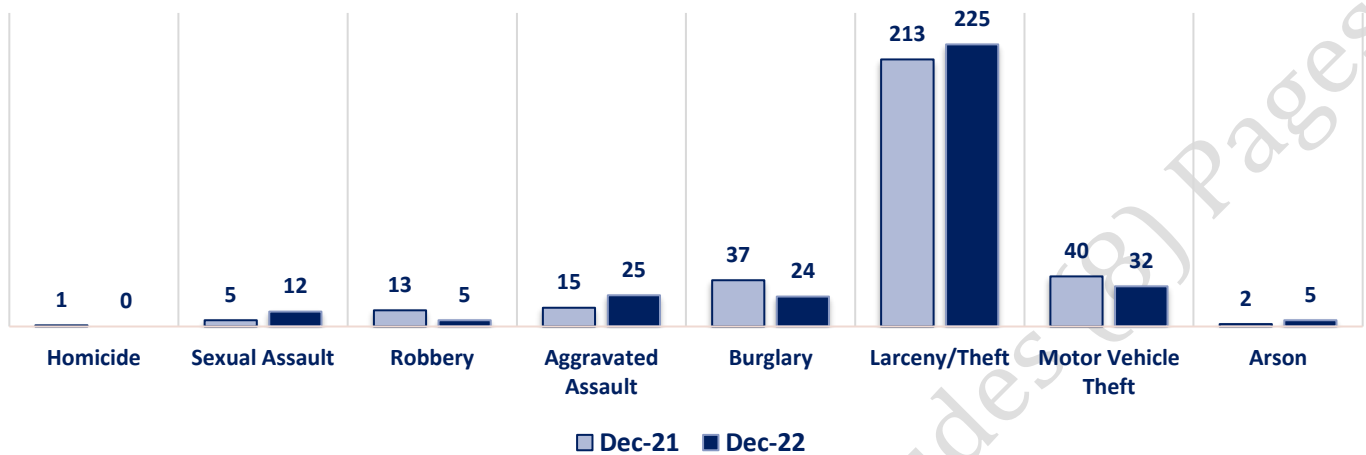
COMPSTAT OFFENSES	VIOLENT	Offense	Dec-21	Dec-22	EXTENDED COMPSTAT OFFENSES
		Homicide	1	0	
		Sexual Assault	5	12	
		Robbery	13	5	
		Aggravated Assault	15	25	
		Burglary	37	24	
		Larceny/Theft	213	225	
		Motor Vehicle Theft	40	32	
		Arson	2	5	
NON-UCR OFFENSES	PROPERTY	COMPSTAT TOTALS	326	328	
		Ambulance Calls	57	68	
		Deaths	6	14	
		Missing Persons	13	16	
		Suicides	0	1	
		Suspicious Activity	38	30	
		Traffic Accidents	131	128	
		All Other	386	439	
		NON-UCR TOTALS	631	696	
TOTALS		COMPSTAT OFFENSES	326	328	
		EXTENDED COMPSTAT OFFENSES	810	931	
		NON-UCR OFFENSES	631	696	
		TOTAL	1767	1955	

OFFENSE	Dec-21	Dec-22
Other Assaults	137	118
Forgery/Counterfeiting	11	11
Fraud	39	45
Embezzlement	0	0
Stolen Property	9	10
Vandalism	93	78
Weapons	8	7
Prostitution	0	0
Sex Offenses	3	3
Drug Abuse	53	105
Gambling	0	0
Family Offenses	62	53
DUI	28	32
Liquor Laws	6	1
Drunkenness	25	32
Disorderly Conduct	33	30
All Other Offenses	302	406
Curfew/Loitering	1	0
EXTENDED COMPSTAT TOTALS	810	931

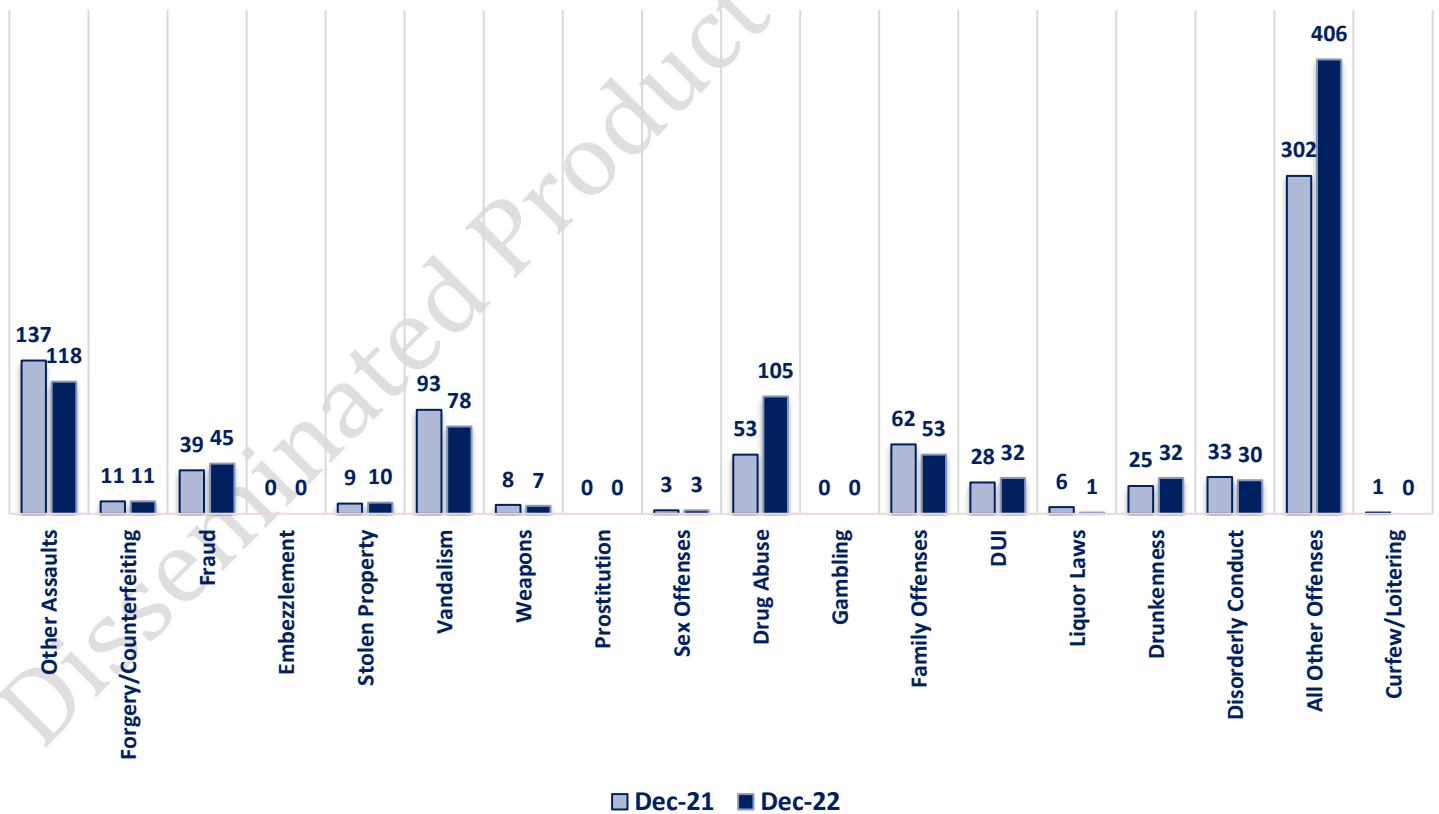
**DECEMBER 2022 - COMPSTAT AND EXTENDED COMPSTAT
OFFENSE PERCENTAGES**



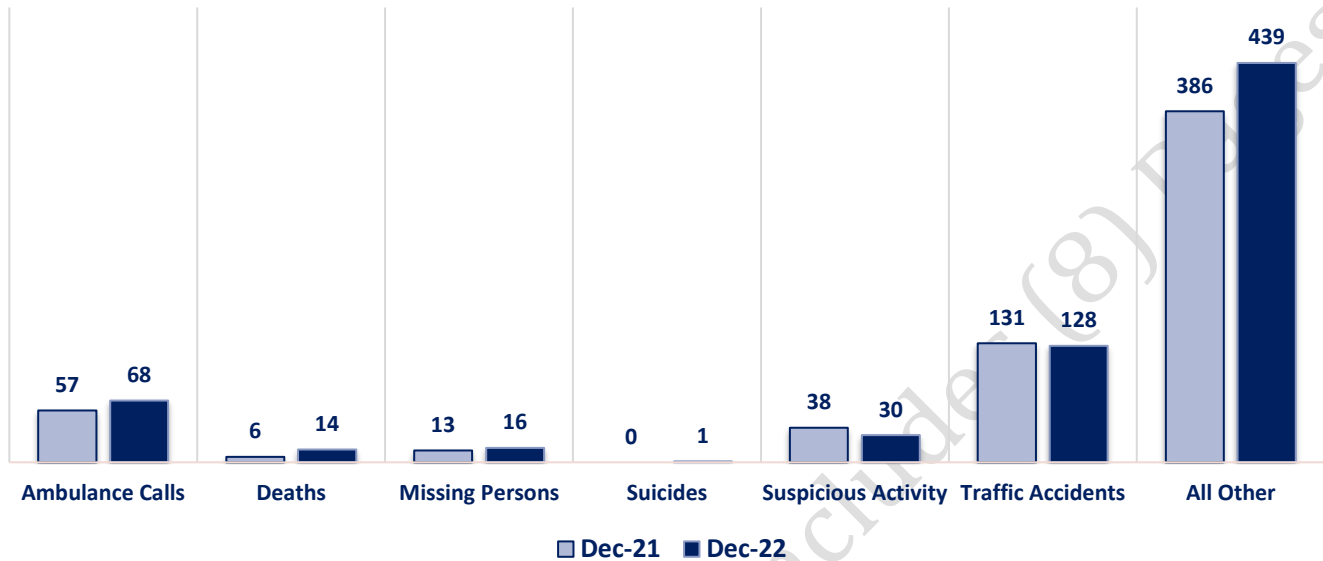
CompStat Offenses



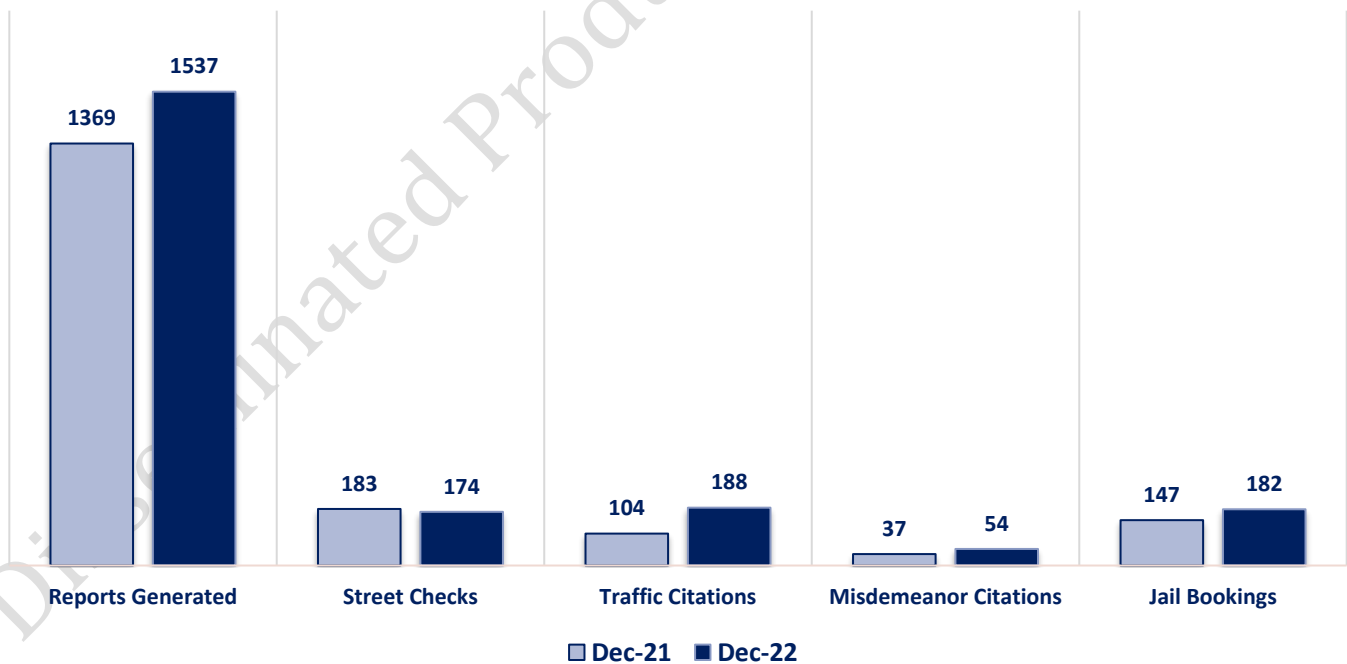
Extended CompStat Offenses



Non-UCR Offenses



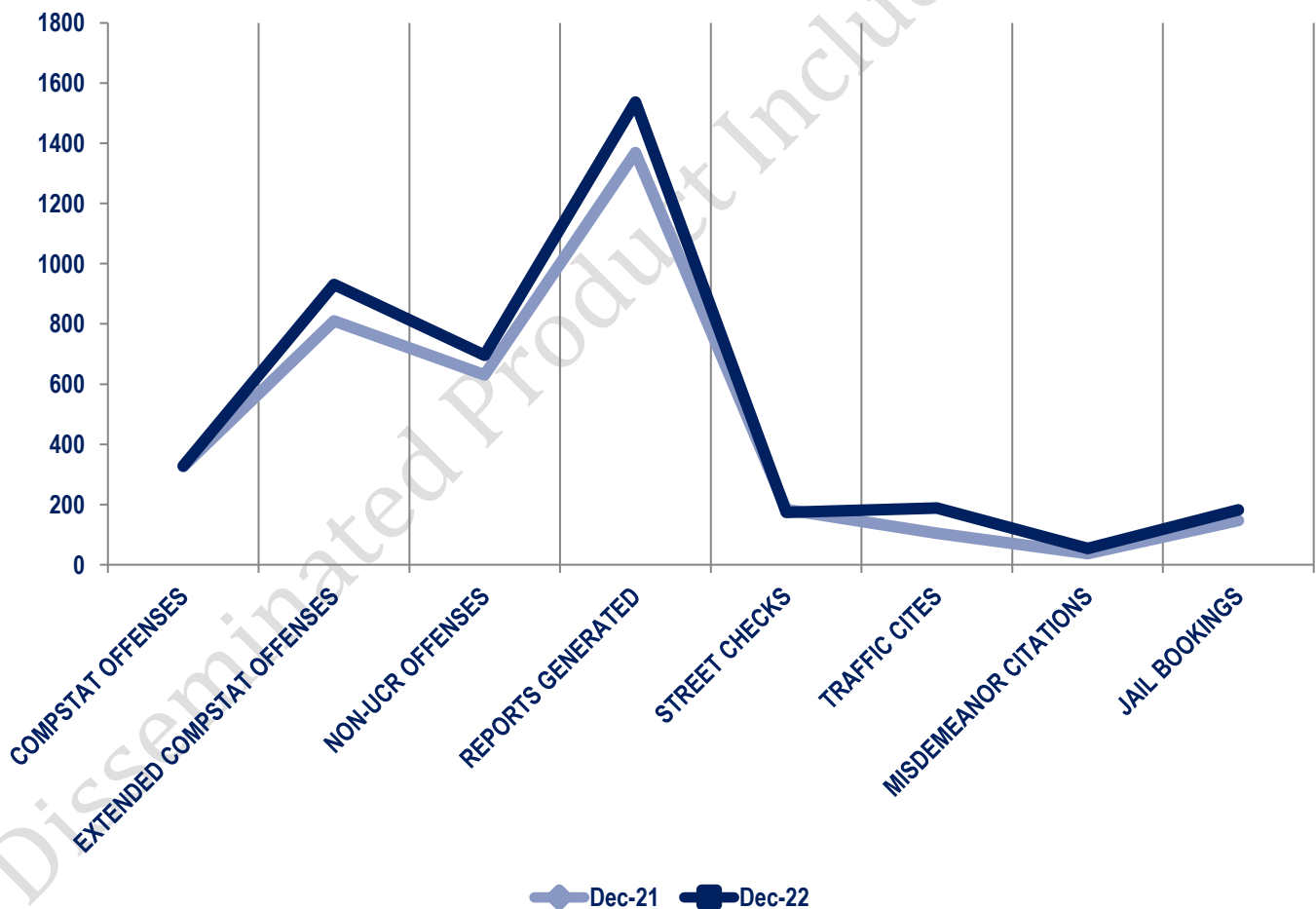
Other Event Totals



Combined Offense/Event Trends

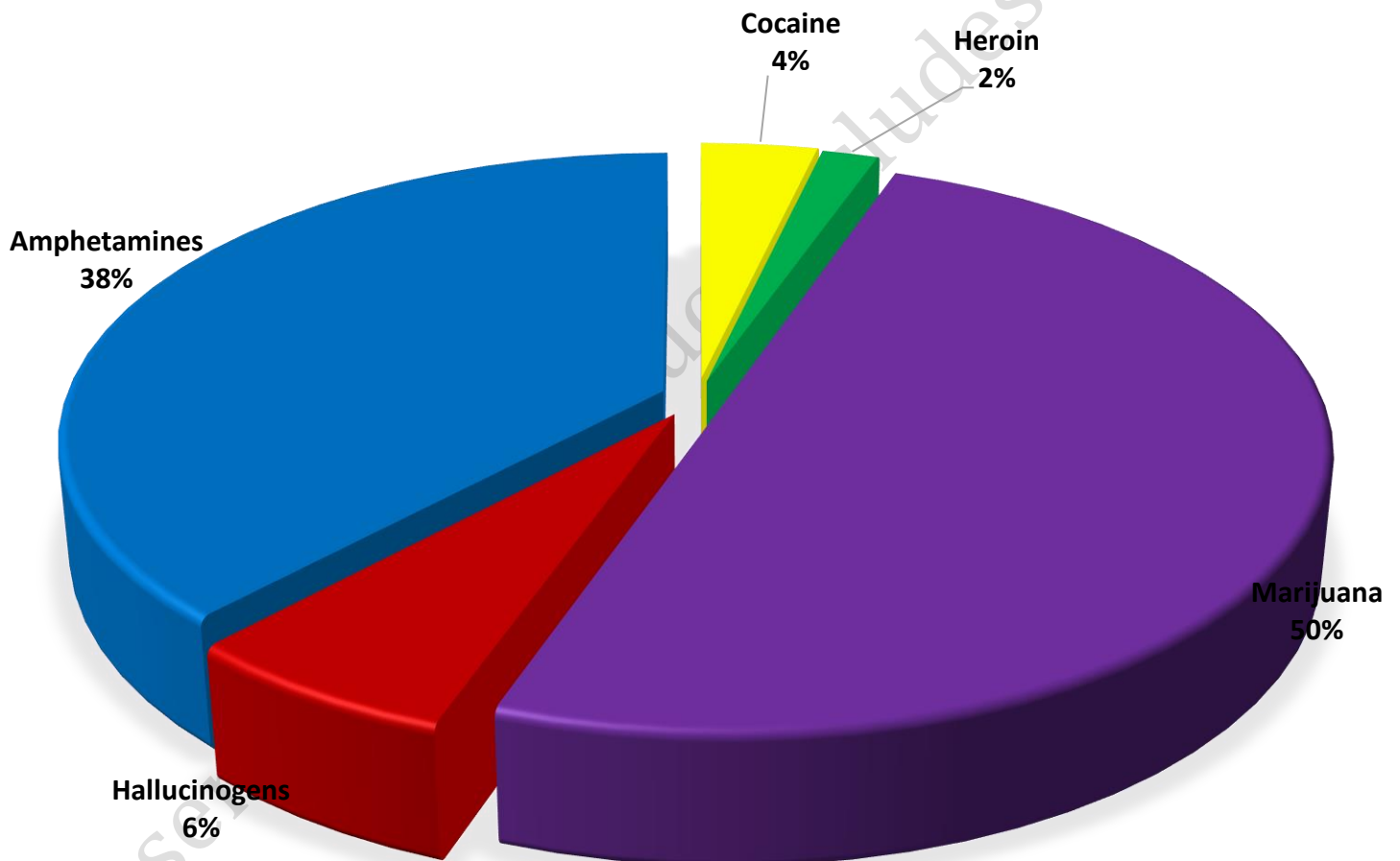
*Street checks include private impounds

	DEC 2021	DEC 2022
CompStat Offenses	326	328
Extended CompStat Offenses	810	931
Non-UCR Offenses	631	696
Reports Generated	1369	1537
Street Checks	183	174
Traffic Cites	104	188
Misdemeanor Citations	37	54
Jail Bookings	147	182



Seized Drugs

TYPE	DOSES	STREET VALUE
Cocaine	152.0	\$ 1,064.00
Heroin	72.9	\$ 543.29
Marijuana	2079.2	\$ 6,902.80
Hallucinogens	271.0	\$ 541.99
Amphetamines	1580.2	\$ 11,061.40
TOTAL	4155.3	\$ 20,113.48



CompStat & Extended CompStat Offenses - One Year

